



Llywodraeth Cymru
Welsh Government

STATISTICS

NHS activity and capacity during the coronavirus (COVID-19) pandemic: 13 August 2020

Data on coronavirus and NHS activity and capacity up to 12 August 2020.

First published: 13 August 2020

Last updated: 13 August 2020

This document was downloaded from GOV.WALES and may not be the latest version.

Go to <https://gov.wales/nhs-activity-and-capacity-during-coronavirus-covid-19-pandemic-13-august-2020-html> for the latest version.

Get [information on copyright](#).

Contents

1. Hospital activity and capacity

2. A&E attendances

3. Quality and methodology information

4. Contact details

1. Hospital activity and capacity

The data are taken from management information and are subject to change. They have not been subject to the same validation processes undertaken for official statistics releases. However, they are provided to support transparency and understanding of NHS activity at this time. The official statistics should continue to be considered the authoritative source of data. Please see the [Chief Statistician's blog](#) for more information on reporting management information, data quality and transparency.

Hospital activity and capacity figures include data for acute hospitals from 23 March 2020, field hospitals from 20 April 2020 and community hospitals from 23 April 2020.

Please see the [UK Government COVID-19 dashboard](#) for information on healthcare at a UK level. Note: the healthcare data presented in the UK dashboard differ from this publication. The UK dashboard includes data for acute hospitals only to enable better comparability with other countries, whereas this publication includes data from acute, community and field hospitals. Estimates of the number of people who had coronavirus in England and Wales is also published by the ONS in their [Coronavirus \(COVID-19\) Infection Survey](#).

This document was downloaded from GOV.WALES and may not be the latest version.

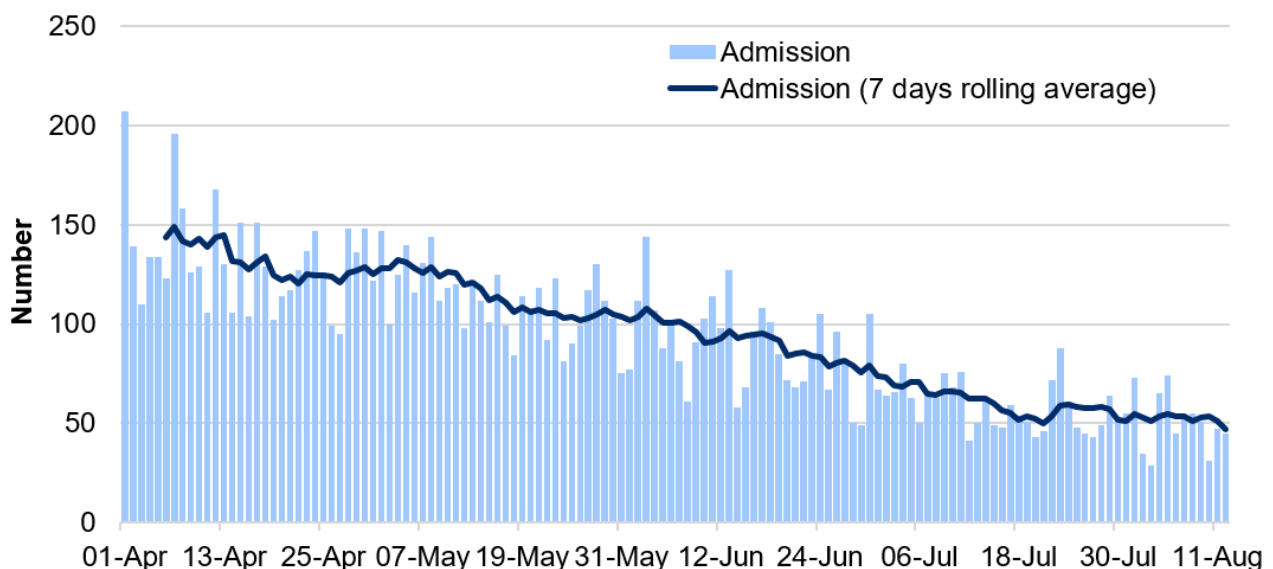
Go to <https://gov.wales/nhs-activity-and-capacity-during-coronavirus-covid-19-pandemic-13-august-2020-html> for the latest version.

Get [information on copyright](#).

Please note that health care surveillance data presented in the [Public Health Wales dashboard](#) differ from this publication. The PHW dashboard uses data systematically collected through ICNET, the hospital infection control data system used across Wales. It includes hospital in-patients with a laboratory confirmed result and does not count any patients who were admitted and discharged on the same day. The Welsh Government publication uses data sourced from daily management information provided by health boards. Data collection methods may vary from health board to health board. It includes COVID-19 related patients as suspected, confirmed and recovering, as well as non-COVID-19 patients. The narrower definition used by PHW will likely result in smaller numbers of reported COVID-related admissions compared to the Welsh Government publication, but provides a systematic way of carrying out surveillance of patients requiring hospital stays with confirmed COVID-19.

Accompanying tables for this release are available, including all the data shown below and also data concerning general and acute beds, 111 and NHS Direct calls, NHS staff absence, and emergency ambulance calls.

Chart 1: Patients admitted to hospital as suspected or confirmed with COVID-19, from 1 April 2020



Source: NHS Wales Informatics Service

[Patients admitted to hospital as suspected or confirmed with COVID-19, from 1 April 2020 \(MS Excel\)](#)

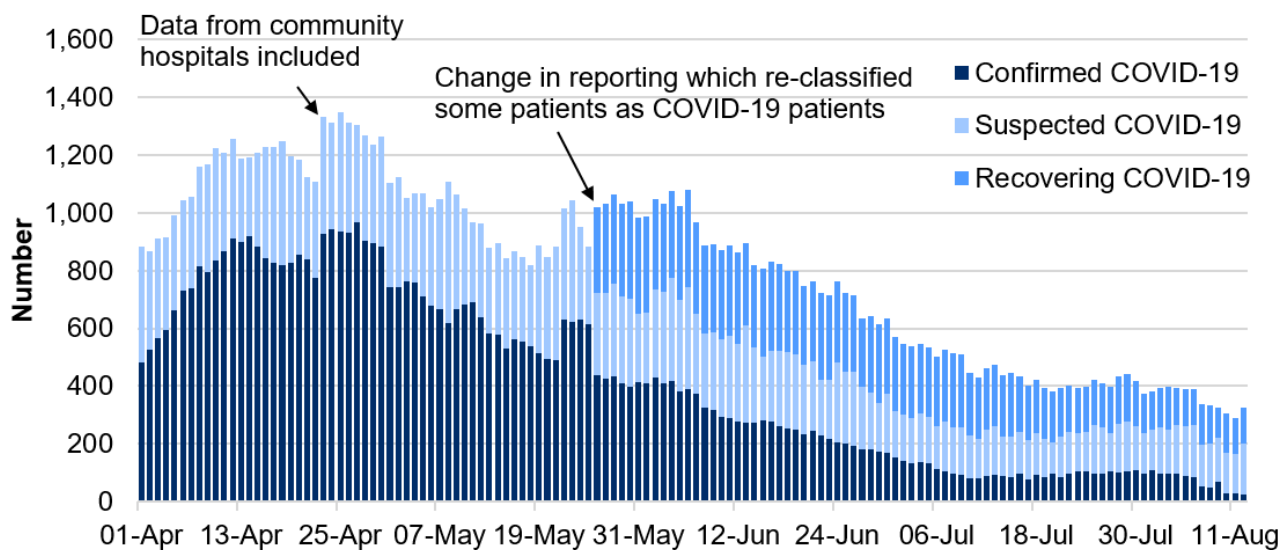
This document was downloaded from GOV.WALES and may not be the latest version.

Go to <https://gov.wales/nhs-activity-and-capacity-during-coronavirus-covid-19-pandemic-13-august-2020-html> for the latest version.

Get [information on copyright](#).

From 29 June 2020, health boards have been asked to exclude patients admitted for elective procedures from COVID-19 related admissions, because including these were inflating the number of suspected cases in hospital at the time of reporting. If patients then received a positive test result whilst in hospital, they would be included in the covid-19 patient related figures. The health boards have also been asked to not report transfers between hospitals as a separate admission and discharge.

Chart 2: Number of people in hospital as suspected, confirmed or recovering with COVID-19, from 1 April 2020



Source: NHS Wales Informatics Service

Number of people in hospital as suspected, confirmed or recovering with COVID-19, from 1 April 2020 (MS Excel)

Recovering patients are COVID-19 positive patients who had been in hospital for 14+ days with no signs and symptoms, but remain in hospital on a COVID treatment pathway, often for rehabilitation. Health boards were asked to make the change to include these patients from the 26 May 2020. One health board made the change early on 22 May, including the recovering COVID-19 patients in the confirmed category until 25 May. One health board made the change on 8 June.

Please see the [Chief Statistician’s blog](#) for more information on reporting on recovering patients.

This document was downloaded from GOV.WALES and may not be the latest version.

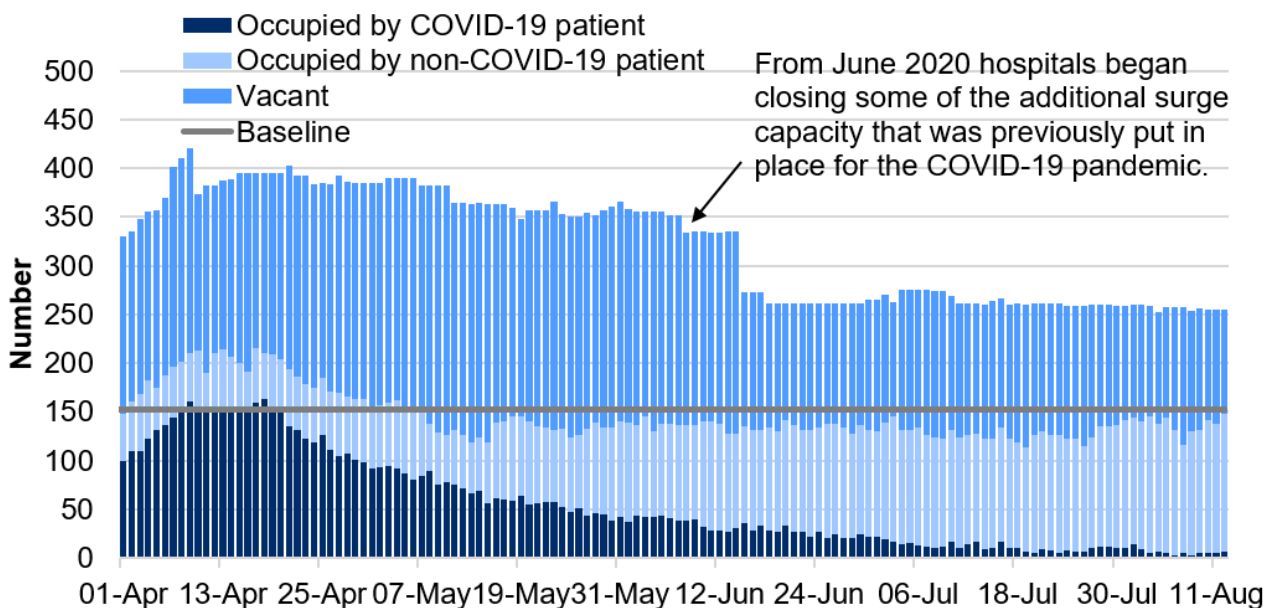
Go to <https://gov.wales/nhs-activity-and-capacity-during-coronavirus-covid-19-pandemic-13-august-2020-html> for the latest version.

Get [information on copyright](#).

Between 1 May and 22 May, one health board classified post-14 days COVID-19 patients as non-COVID-19 patients. On 22 May, these patients were re-categorised as COVID-19 patients following the guidance around reporting recovering patients.

From 29 June 2020, health boards have been asked to exclude patients admitted for elective procedures from COVID-19 related admissions, because including these were inflating the number of suspected cases in hospital at the time of reporting. If patients then received a positive test result whilst in hospital, they would be included in the COVID-19 patient related figures. The health boards have also been asked to not report transfers between hospitals as a separate admission and discharge. Two hospitals were previously reporting figures for mental health beds but from 11 July mental health beds are excluded from the data.

Chart 3: Number of invasive ventilated beds by use, from 1 April 2020



Source: NHS Wales Informatics Service

Number of invasive ventilated beds by use, from 1 April 2020 (MS Excel)

Baseline relates to the number of beds that were available prior to the COVID-19 pandemic. There are usually 152 critical care beds available. Invasive ventilated

This document was downloaded from GOV.WALES and may not be the latest version.

Go to <https://gov.wales/nhs-activity-and-capacity-during-coronavirus-covid-19-pandemic-13-august-2020-html> for the latest version.

Get [information on copyright](#).

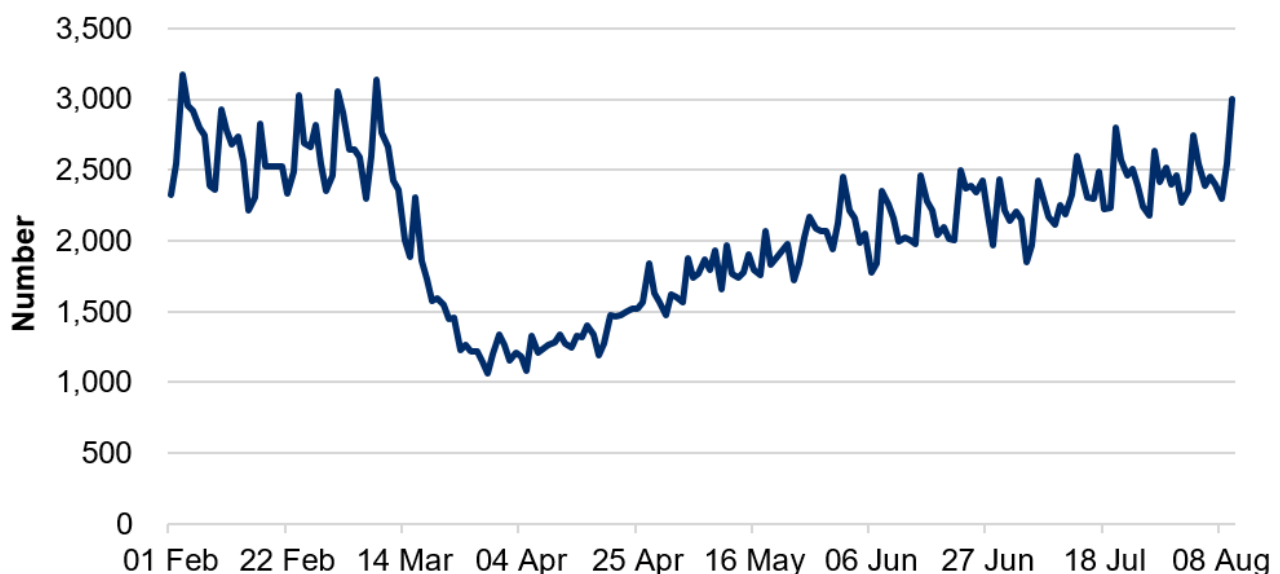
beds include beds in and outside a critical care setting, and include surge capacity. COVID-19 patients in this chart include suspected, confirmed, and recovering COVID-19 patients.

From June 2020 hospitals began closing some of the additional surge capacity that was previously put in place for the COVID-19 pandemic.

2. A&E attendances

The data are taken from management information and are subject to change. They have not been subject to the same validation processes undertaken for official statistics releases. Please see the [Chief Statistician's blog](#) for more information on reporting management information, data quality and transparency.

Chart 4 Number of daily A&E attendances to major and minor hospitals, from 1 February 2020



Source: NHS Wales Informatics Service (NWIS)

[Number of daily A&E attendances to major and minor hospitals, from 1 February 2020 \(MS Excel\)](#)

A&E attendances to major and minor hospitals, from all mode of transports

This document was downloaded from GOV.WALES and may not be the latest version.

Go to <https://gov.wales/nhs-activity-and-capacity-during-coronavirus-covid-19-pandemic-13-august-2020-html> for the latest version.

Get [information on copyright](#).

across Wales. Some small minor A&E units are not able to submit daily data, therefore there is probably a small undercount in total attendance.

3. Quality and methodology information

The data are taken from management information and are subject to change. They have not been not been subject to the same validation processes undertaken for official statistics releases. However, they are provided to support transparency and understanding of NHS activity at this time. The official statistics should continue to be considered the authoritative source of data.

Historic data may have been revised and therefore may not be identical to that previously published.

Well-being of Future Generations Act (WFG)

The Well-being of Future Generations Act 2015 is about improving the social, economic, environmental and cultural wellbeing of Wales. The Act puts in place seven wellbeing goals for Wales. These are for a more equal, prosperous, resilient, healthier and globally responsible Wales, with cohesive communities and a vibrant culture and thriving Welsh language. Under section (10)(1) of the Act, the Welsh Ministers must (a) publish indicators (“national indicators”) that must be applied for the purpose of measuring progress towards the achievement of the wellbeing goals, and (b) lay a copy of the national indicators before the National Assembly. The 46 national indicators were laid in March 2016.

Information on the indicators, along with narratives for each of the wellbeing goals and associated technical information is available in the [Well-being of Wales report](#).

Further information on the [Well-being of Future Generations \(Wales\) Act 2015](#).

The statistics included in this release could also provide supporting narrative to the national indicators and be used by public services boards in relation to their

This document was downloaded from GOV.WALES and may not be the latest version.

Go to <https://gov.wales/nhs-activity-and-capacity-during-coronavirus-covid-19-pandemic-13-august-2020-html> for the latest version.

Get [information on copyright](#).

local well-being assessments and local wellbeing plans.

4. Contact details

Statistician: Rachel Dolman

Telephone: 0300 025 1612

Email: stats.healthinfo@gov.wales

Media: 0300 025 8099

SFR 113/2020

This document was downloaded from GOV.WALES and may not be the latest version.

Go to <https://gov.wales/nhs-activity-and-capacity-during-coronavirus-covid-19-pandemic-13-august-2020-html> for the latest version.

Get [information on copyright](#).

About this document

This document is a copy of the web page [NHS activity and capacity during the coronavirus \(COVID-19\) pandemic: 13 August 2020](#) downloaded.

Go to <https://gov.wales/nhs-activity-and-capacity-during-coronavirus-covid-19-pandemic-13-august-2020.html> for the latest version.

This document may not be fully accessible, for more information refer to our [accessibility statement](#).

Get [information on copyright](#).

This document was downloaded from GOV.WALES and may not be the latest version.

Go to <https://gov.wales/nhs-activity-and-capacity-during-coronavirus-covid-19-pandemic-13-august-2020-html> for the latest version.

Get [information on copyright](#).