



Llywodraeth Cymru
Welsh Government

STATISTICS

Gypsy and Traveller caravan count: July 2021

Number of Gypsy and Traveller caravan's on authorised, unauthorised and local authority sites for July 2021.

First published: 20 October 2021

Last updated: 20 October 2021

This document was downloaded from GOV.WALES and may not be the latest version.

Go to <https://gov.wales/gypsy-and-traveller-caravan-count-july-2021-html> for the latest version.

Get [information on copyright](#).

Contents

Main points

Caravans by site authorisation

Pitches on local authority sites

Quality and methodology information

Contact details

Main points

On 22 July 2021 there were 1,095 Gypsy and Traveller caravans and 143 sites reported in Wales.

Between January 2021¹ and July 2021, the total number of Gypsy and Traveller caravans has increased by 2.8% (30 caravans) and the total number of sites (both authorised and unauthorised) has increased by 2.9% (4 sites).

Note

(1) Usually here we would compare the most recent figures to the corresponding month in the previous calendar year. However, due to the coronavirus pandemic, the Welsh Government's biannual caravan census count was not conducted in Wales in July 2020.

This document was downloaded from GOV.WALES and may not be the latest version.

Go to <https://gov.wales/gypsy-and-traveller-caravan-count-july-2021-html> for the latest version.

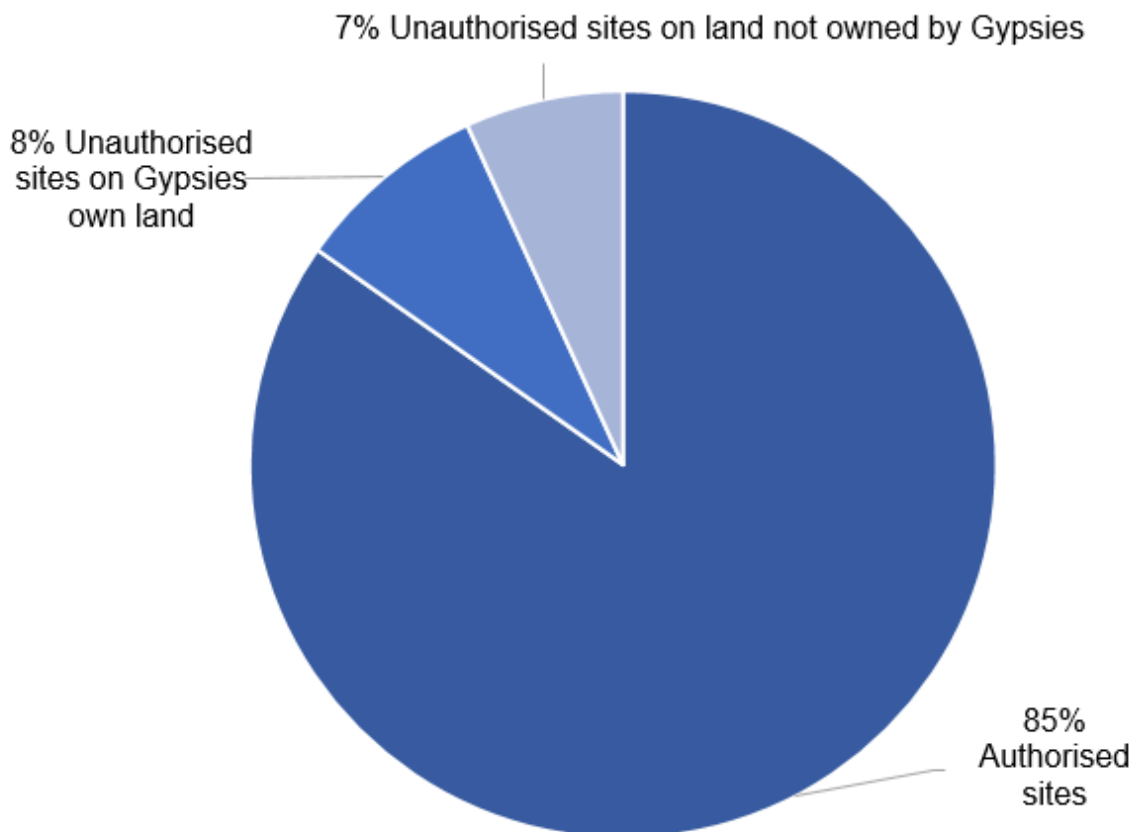
Get [information on copyright](#).

Caravans by site authorisation

At the time of the July 2021 count, the total number of Gypsy and Traveller caravans in Wales was 1,095. There were 928 caravans on authorised sites with planning permission, accounting for 85% of all caravans. Of these, 618 (67%) were on socially rented sites and 310 (33%) were on privately-funded sites.

Chart 1 below shows the breakdown of caravans by authorised and unauthorised status.

Chart 1: Gypsy and Traveller caravans by type of site, July 2021



Source: All Wales caravan count (Welsh Government)

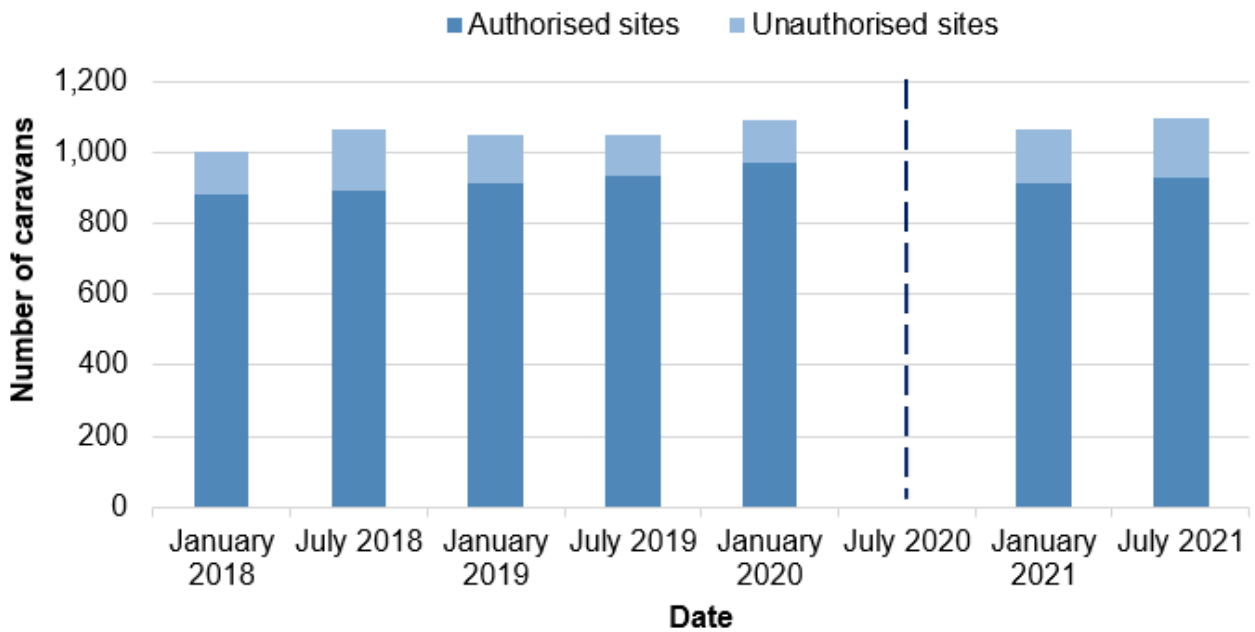
There were 92 caravans on unauthorised sites on land owned by Gypsies and Travellers, accounting for 8% of all caravans. A further 75 caravans (7% of all caravans) were on unauthorised sites on land not owned by Gypsies and Travellers.

Cardiff, Pembrokeshire, Flintshire and Neath Port Talbot had the highest total numbers of caravans; combined these accounted for 53% of all caravans. Newport had the highest number of caravans on unauthorised sites (49 caravans, accounting for 29% of all caravans on unauthorised sites).

In some cases, caravans are on sites which are unauthorised but the local authority has decided not to seek removal of the encampment. In July 2021 there were 97 caravans on tolerated unauthorised sites. The largest number of these were seen in Vale of Glamorgan where there were 30 caravans on tolerated unauthorised sites. There were 70 caravans on unauthorised sites that were not tolerated.

Detailed local authority level tables are provided in the [accompanying tables](#). Further background and quality information can be found in the [quality and methodology information section](#). Terms which have a special meaning are explained in the glossary.

Chart 2: Number of Gypsy and Traveller caravans by site authorisation, July 2018 to July 2021 (a) (b)

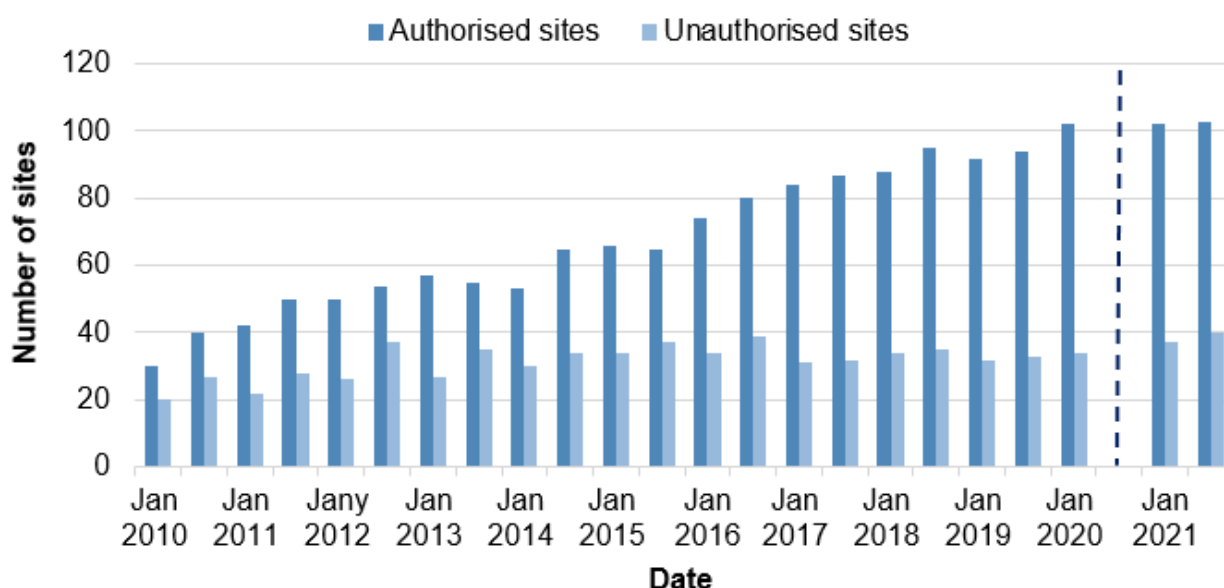


Sources: Gypsy and Traveller caravan count, All Wales caravan count (Welsh Government)

(a) Due to the Coronavirus pandemic, the Welsh Government's biannual caravan census count was not conducted in Wales in July 2020.

(b) For January 2021, the All Wales Caravan Count online data has been used to produce counts of Gypsy and Traveller caravans in Wales. As such, some caution is advised when considering trends across time. Please see Data Quality report for more information.

Chart 3: Number of Gypsy and Traveller sites by authorisation, January 2010 to July 2021 (a) (b)



Sources: Gypsy and Traveller caravan count, All Wales caravan count (Welsh Government)

(a) Due to the Coronavirus pandemic, the Welsh Government’s biannual caravan census count was not conducted in Wales in July 2020.

(b) For January 2021, the All Wales Caravan Count online data has been used to produce counts of Gypsy and Traveller caravans in Wales. As such, some caution is advised when considering trends across time. Please see Data Quality report for more information.

Pitches on local authority sites

There were 409 pitches on Gypsy and Traveller sites provided by local authorities in Wales on 22 July 2021. Of these, 407 were residential pitches and 2 were transit pitches.

Cardiff, Pembrokeshire and Neath Port Talbot had the highest number of pitches provided by local authorities (80, 73 and 67 pitches respectively) accounting for over half of the total number of pitches (54%). There were 8 local authorities that reported having no pitches on 22 July 2021. At the time of the count, 98% of the residential pitches were occupied.

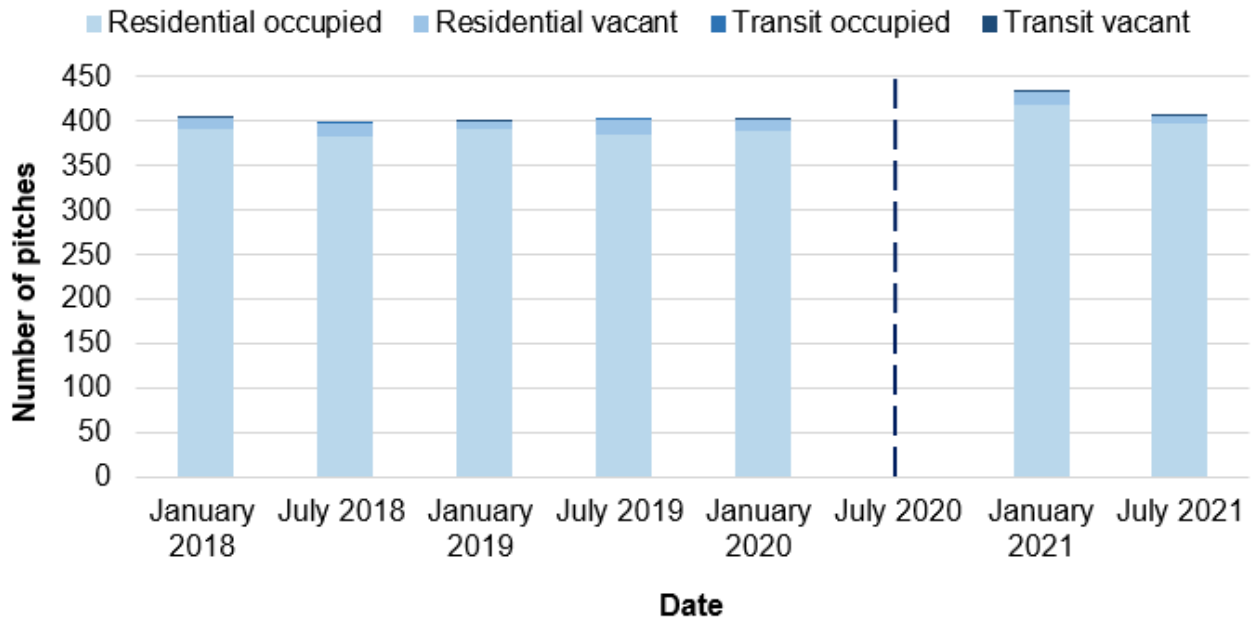
Chart 4 shows a breakdown over time of the number of pitches in Wales.

This document was downloaded from GOV.WALES and may not be the latest version.

Go to <https://gov.wales/gypsy-and-traveller-caravan-count-july-2021-html> for the latest version.

Get [information on copyright](#).

Chart 4: Number of pitches on Gypsy and Traveller sites provided by local authorities (a) by transit / residential status, July 2018 to July 2021 (b) (c)



Sources: Gypsy and Traveller caravan count, All Wales caravan count (Welsh Government)

(a) Alternatively known as Socially Rented Sites. Includes sites owned by Registered Social Landlords. Does not include authorised private sites.

(b) Due to the Coronavirus pandemic, the Welsh Government's biannual caravan census count was not conducted in Wales in July 2020.

(c) For January 2021, the All Wales Caravan Count online data has been used to produce counts of Gypsy and Traveller caravans in Wales. As such, some caution is advised when considering trends across time. Please see Data Quality report for more information.

Quality and methodology information

Detailed information on data quality and methodology can be found in the [quality report](#).

This document was downloaded from GOV.WALES and may not be the latest version.

Go to <https://gov.wales/gypsy-and-traveller-caravan-count-july-2021-html> for the latest version.

Get [information on copyright](#).

Contact details

Statistician: Daniel Boon

Telephone: 0300 025 4884

Email: stats.inclusion@gov.wales

Media: 0300 025 8099

SFR 326/2021

This document was downloaded from GOV.WALES and may not be the latest version.

Go to <https://gov.wales/gypsy-and-traveller-caravan-count-july-2021-html> for the latest version.

Get [information on copyright](#).

About this document

This document is a copy of the web page [Gypsy and Traveller caravan count: July 2021](#) downloaded.

Go to <https://gov.wales/gypsy-and-traveller-caravan-count-july-2021-html> for the latest version.

This document may not be fully accessible, for more information refer to our [accessibility statement](#).

Get [information on copyright](#).

This document was downloaded from GOV.WALES and may not be the latest version.

Go to <https://gov.wales/gypsy-and-traveller-caravan-count-july-2021-html> for the latest version.

Get [information on copyright](#).