



Llywodraeth Cymru
Welsh Government

STATISTICS

NHS activity and capacity during the coronavirus (COVID-19) pandemic: 25 February 2021

Data on coronavirus and NHS activity and capacity up to 23 February 2021.

First published: 25 February 2021

Last updated: 25 February 2021

This document was downloaded from GOV.WALES and may not be the latest version.

Go to <https://gov.wales/nhs-activity-and-capacity-during-coronavirus-covid-19-pandemic-25-february-2021.html> for the latest version.

Get [information on copyright](#).

Contents

[National headline figures](#)

[Hospital activity and capacity](#)

[A&E attendances](#)

[Quality and methodology information](#)

[Contact details](#)

National headline figures

In response to the coronavirus (COVID-19) pandemic, daily information on health care has been produced to support transparency and understanding of the NHS activity and capacity. The release includes figures on invasive ventilated beds by use, admissions and hospitalisations of COVID-19 related patients, and attendances to Accident and Emergency (A&E) departments.

Main points

- The number of new daily admissions with suspected or confirmed COVID-19 fluctuates. Taking that into account, daily admissions have decreased over the last few weeks; with the 7 day rolling average generally decreasing since early January 2021, with levels now similar to what they were in early December.
- In the last 7 days, an average of 71 people a day were admitted to hospital as confirmed or suspected with COVID-19. This compares to an average of 84 for the week to 16 February 2021.
- The total number of beds occupied with COVID-19 related patients

This document was downloaded from GOV.WALES and may not be the latest version.

Go to <https://gov.wales/nhs-activity-and-capacity-during-coronavirus-covid-19-pandemic-25-february-2021-html> for the latest version.

Get [information on copyright](#).

(confirmed, suspected and recovering) increased from the end of September 2020 and reached its highest level on 12 January 2021, at 2,879 patients. Since then, despite fluctuations, the number of beds occupied with COVID-19 related patients has decreased.

- As at 23 February 2021, 1,747 beds were occupied with COVID-19 related patients representing 22% of all hospitalisations. This is a decrease from 2,049 on the same day in the previous week (26% of all hospitalisations).
- As at 23 February 2021, there have been reductions in the number of beds occupied with confirmed (699 occupied beds), suspected (130 occupied beds) and recovering (918 occupied beds) COVID-19.
- As at 23 February 2021, 61 invasive ventilated beds were occupied with COVID-19 related patients (confirmed, suspected and recovering). This compares to 79 on the same day in the previous week, and to 164 at the peak in April 2020.

Accompanying tables for this release are available, including all the data shown below and also data concerning general and acute beds.

Statistics on 111 and NHS Direct calls, NHS staff absence and emergency ambulance calls are available on **StatsWales** as well as all other statistics in this release.

Additionally, information on beds, hospitalisations and admissions is published on weekdays at 12pm, on **StatsWales** containing data up to the previous day. After 12pm on Thursdays, the data shown in this release will not contain the most up to date published data. However, this weekly release provides additional commentary on trends in the data.

The data are taken from management information and are subject to change. They have not been subject to the same validation processes undertaken for official statistics releases. Where available, the official statistics should continue to be considered the authoritative source of data. Please see the **Chief Statistician's blog** for more information on reporting management information, data quality and transparency.

This document was downloaded from GOV.WALES and may not be the latest version.

Go to <https://gov.wales/nhs-activity-and-capacity-during-coronavirus-covid-19-pandemic-25-february-2021-html> for the latest version.

Get [information on copyright](#).

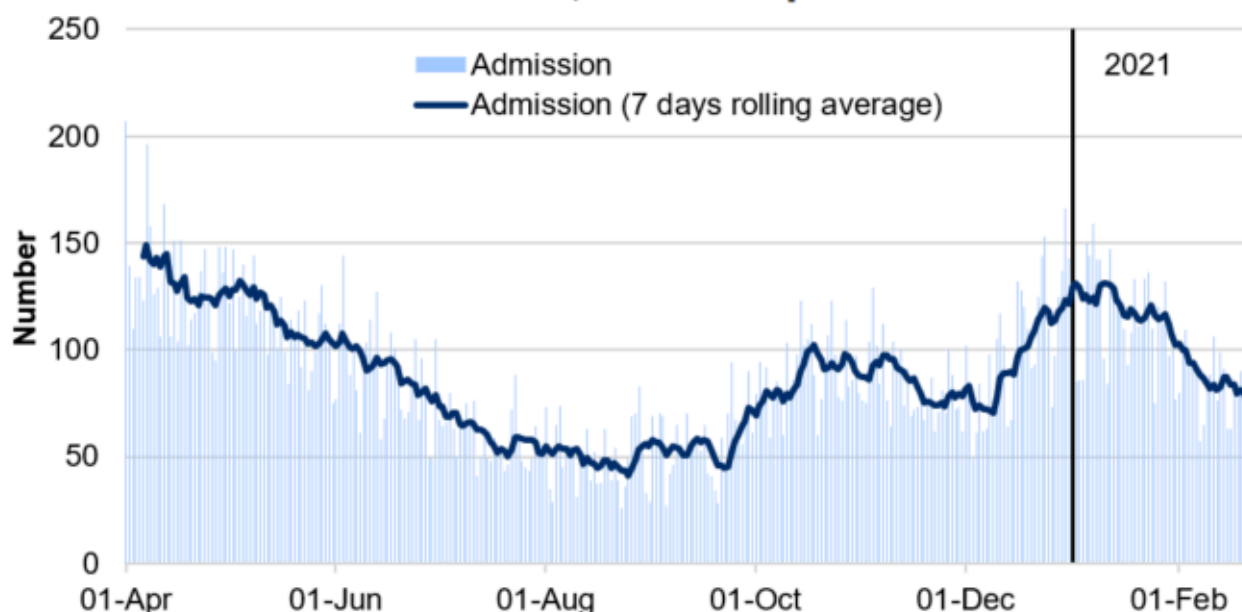
Hospital activity and capacity

This section covers the number of admissions and hospitalisations of COVID-19 related patients and invasive ventilated beds occupied with COVID-19 related patients, to support transparency and provide an understanding of NHS activity and capacity during the COVID-19 pandemic.

Hospital coverage has changed over time, please see the [quality and methodology section](#) for more information.

Hospital admissions

Chart 1: Patients admitted to hospital as suspected or confirmed with COVID-19, from 1 April 2020



Source: NHS Wales Informatics Service

[Patients admitted to hospital as suspected or confirmed with COVID-19, from 1 April 2020 \(MS Excel\)](#)

This document was downloaded from GOV.WALES and may not be the latest version.

Go to <https://gov.wales/nhs-activity-and-capacity-during-coronavirus-covid-19-pandemic-25-february-2021-html> for the latest version.

Get [information on copyright](#).

Notes

Admissions are the number of patients admitted to hospital between 9am on the update date and 9am the day before. COVID-19 related admissions include COVID-19 suspected or confirmed patients.

The health minister announced on 13 March 2020 that all non-urgent activity should stop to prepare for the pandemic.

Following the re-introduction of elective procedures from June 2020, patients admitted for elective procedures suspected of having COVID-19 were initially captured in COVID-19 related admissions, even if they received a negative test later. This inflated the numbers of suspected cases in hospital at the time of reporting.

From 29 June 2020, patients admitted for elective procedures were only included in COVID-19 related admissions if they received a positive COVID-19 test result on arrival at the hospital.

From 3 July 2020, guidance was updated to only include emergency admissions in the COVID-19 related admissions figures.

From 29 June 2020, the guidance also changed to explicitly ask health boards to exclude transfers between acute and community hospitals from admissions figures. Prior to this, some transfers may have been captured as new admissions.

As at 23 February 2021

- The number of new daily admissions with suspected or confirmed COVID-19 fluctuates. Taking that into account, daily admissions have decreased over the last few weeks; with the 7 day rolling average generally decreasing since early January 2021, with levels now similar to what they were in early December.
- In the last 7 days, an average of 71 people a day were admitted to hospital as confirmed or suspected with COVID-19. This compares to an average of

This document was downloaded from GOV.WALES and may not be the latest version.

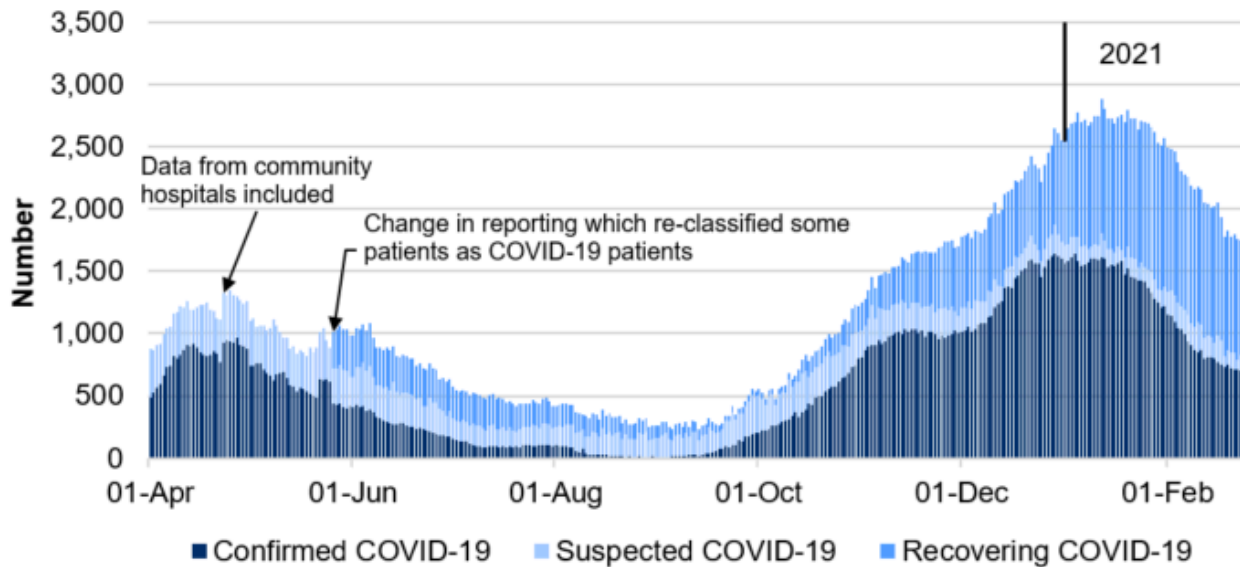
Go to <https://gov.wales/nhs-activity-and-capacity-during-coronavirus-covid-19-pandemic-25-february-2021-html> for the latest version.

Get [information on copyright](#).

84 for the week to 16 February 2021.

Hospitalisations

Chart 2: Number of people in hospital as suspected, confirmed or recovering with COVID-19, from 1 April 2020



Source: NHS Wales Informatics Service

Number of people in hospital as suspected, confirmed or recovering with COVID-19, from 1 April 2020 (MS Excel)

Notes

Recovering patients was a category introduced on 26 May 2020 to capture patients who were COVID-19 positive in hospital and who showed no symptoms for 14+ days but remained in hospital on a COVID-19 treatment pathway, often for rehabilitation. There have been some differences in reporting by health boards in the time series which are outlined in more detail in the [quality and methodology information section](#).

From 18 January 2021, no patients occupying an invasive ventilated bed (critical care bed) should be counted as “recovering” COVID-19 patients as they are still requiring a high level of care. Any patient previously reported as “recovering” will

This document was downloaded from GOV.WALES and may not be the latest version.

Go to <https://gov.wales/nhs-activity-and-capacity-during-coronavirus-covid-19-pandemic-25-february-2021-html> for the latest version.

Get [information on copyright](#).

now be counted under “confirmed”. This will result in an increase in the number of invasive ventilated beds occupied by “confirmed” COVID-19 patients (an increase of around 14 patients at the point of implementation) and no invasive ventilated beds showing as occupied by “recovering” patients. This change will have no impact on the total number of COVID-19 related patients.

From 1 February 2021, guidance was reiterated to health boards that patients who were already in hospital and contracted COVID-19, but have now recovered and are back on their original setting, should be reported as non-COVID-19. This may affect a small number of patients who are in acute hospitals or mental health settings and may result in a decrease in recovering patients and an increase in non-COVID-19 patients.

Please see the [Chief Statistician’s blog](#) for more information on reporting on recovering patients.

Main points

- The total number of beds occupied with COVID-19 related patients (confirmed, suspected and recovering) increased from the end of September 2020 and reached its highest level on 12 January 2021 (2,879 patients). Since then, despite some fluctuations, the total number has been generally falling.
- The numbers of confirmed COVID-19 patients and the number of recovering COVID-19 patients peaked at different times; with highest numbers of confirmed patients occurring early in January (1,643 on 4 January) and highest numbers of recovering patients seen a few weeks later (1,192 on 31 January). Both of these numbers have been decreasing in recent weeks, with the number of confirmed COVID-19 patients now at similar levels to the end of October, and early May 2020.

As at 23 February 2021

- 1,747 beds were occupied with COVID-19 related patients (confirmed, suspected and recovering), representing 22% of all hospitalisations. This is a

This document was downloaded from GOV.WALES and may not be the latest version.

Go to <https://gov.wales/nhs-activity-and-capacity-during-coronavirus-covid-19-pandemic-25-february-2021-html> for the latest version.

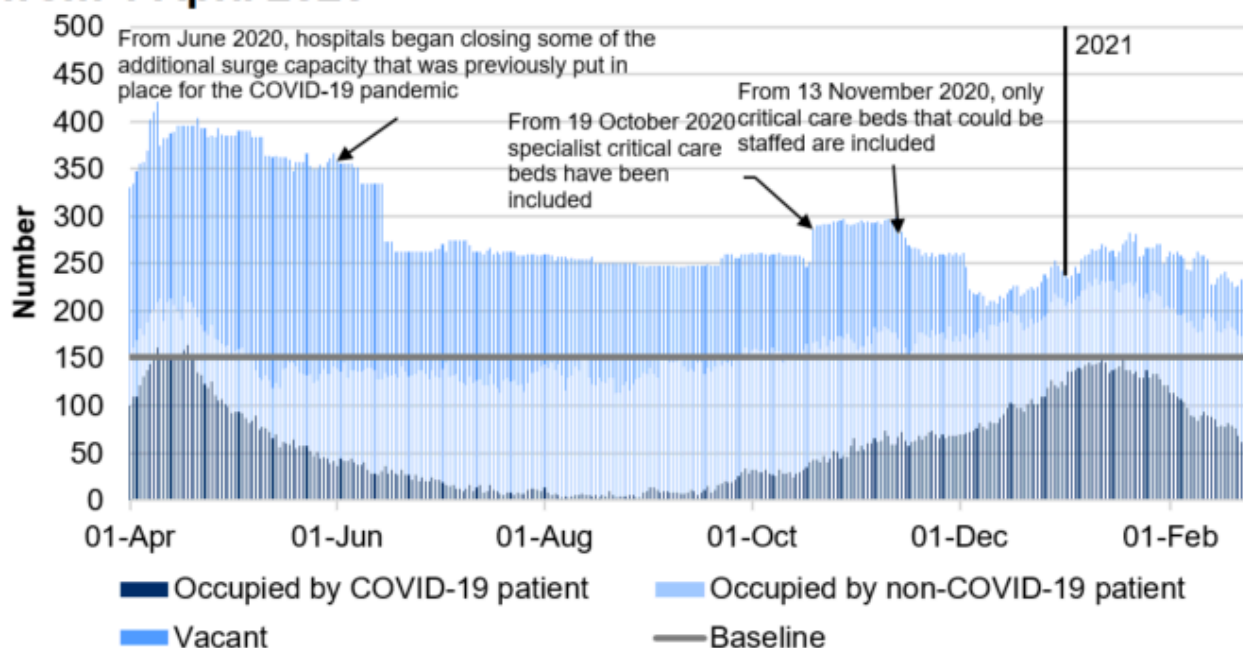
Get [information on copyright](#).

decrease from 2,049 (302 fewer occupied beds) on the same day in the previous week (26% of all hospitalisations). There have been reductions in the number of beds occupied with confirmed, suspected and recovering patients in the last week.

- 699 beds were occupied with confirmed COVID-19 patients, a decrease from 765 (66 fewer occupied beds) on the same day in the previous week.
- 918 beds were occupied with recovering COVID-19 patients, a decrease from 1,063 (145 fewer occupied beds) on the same day in the previous week.
- 130 beds were occupied with suspected COVID-19 patients, a decrease from 221 (91 fewer occupied beds) on the same day in the previous week.

Invasive ventilated beds

Chart 3: Number of invasive ventilated beds by use, from 1 April 2020



Source: NHS Wales Informatics Service

[Number of invasive ventilated beds by use, from 1 April 2020 \(MS Excel\)](#)

This document was downloaded from GOV.WALES and may not be the latest version.

Go to <https://gov.wales/nhs-activity-and-capacity-during-coronavirus-covid-19-pandemic-25-february-2021-html> for the latest version.

Get [information on copyright](#).

Notes

Baseline relates to the number of beds that were available prior to the COVID-19 pandemic. There are usually 152 critical care beds available. Invasive ventilated beds include beds in and outside a critical care setting, and include surge capacity. COVID-19 patients in this chart include suspected, confirmed, and recovering COVID-19 patients.

From June 2020, hospitals began closing some of the additional surge capacity that was previously put in place for the COVID-19 pandemic.

From 19 October 2020 specialist critical care beds have been included in these figures. Please see the [quality and methodology section](#) for more information.

From 13 November 2020, only critical care beds that could be staffed are included as available. Staffed beds are those that can be staffed at the time of the census. However, not all health boards implemented this change on that date. Following an update to guidance, more local health boards implemented this change from 4 December 2020. Please see the [quality and methodology section](#) for more information.

From 18 January 2021, no patients occupying an invasive ventilated bed (critical care bed) should be counted as “recovering” COVID-19 patients as they are still requiring a high level of care. Any patient previously reported as “recovering” will now be counted under “confirmed”. This will result in an increase in the number of invasive ventilated beds occupied by “confirmed” COVID-19 patients (an increase of around 14 patients at the point of implementation) and no invasive ventilated beds showing as occupied by “recovering” patients. This change will have no impact on the total number of COVID-19 related patients.

As at 23 February 2021

- The number of invasive ventilated beds occupied by COVID-19 related patients (confirmed, suspected and recovering) is lower than the peak in April 2020. The number of occupied invasive ventilated beds generally increased from September 2020, reaching a high of 150 on 12 January, but

This document was downloaded from GOV.WALES and may not be the latest version.

Go to <https://gov.wales/nhs-activity-and-capacity-during-coronavirus-covid-19-pandemic-25-february-2021-html> for the latest version.

Get [information on copyright](#).

has decreased over the last few weeks to levels seen in November 2020.

- 61 invasive ventilated beds were occupied with COVID-19 related patients. This compares to 79 (18 fewer occupied beds) on the same day in the previous week, and to 164 (103 fewer occupied beds) at the peak in April 2020.
- 115 invasive ventilated beds were occupied with non-COVID-19 related patients. This compares to 99 (16 more occupied beds) on the same day in the previous week.
- There were 56 vacant invasive ventilated beds that could be staffed, compared to 60 (4 fewer beds) on the same day in the previous week.

Information on healthcare presented in the [UK Government COVID-19 dashboard](#) and in the [Public Health Wales \(PHW\) dashboard](#) differ from this publication. Please see the [quality and methodology section](#) and the [comparability with other publications section](#) for more information.

A&E attendances

This section covers daily information on attendances to Accident and Emergency (A&E) departments in Wales, to further support transparency and provide an understanding of NHS activity and capacity during the COVID-19 pandemic.

The data are taken from management information and are subject to change. The latest data have not been subject to the same validation processes undertaken for official statistics releases. The [official statistics](#) should continue to be considered the authoritative source of data.

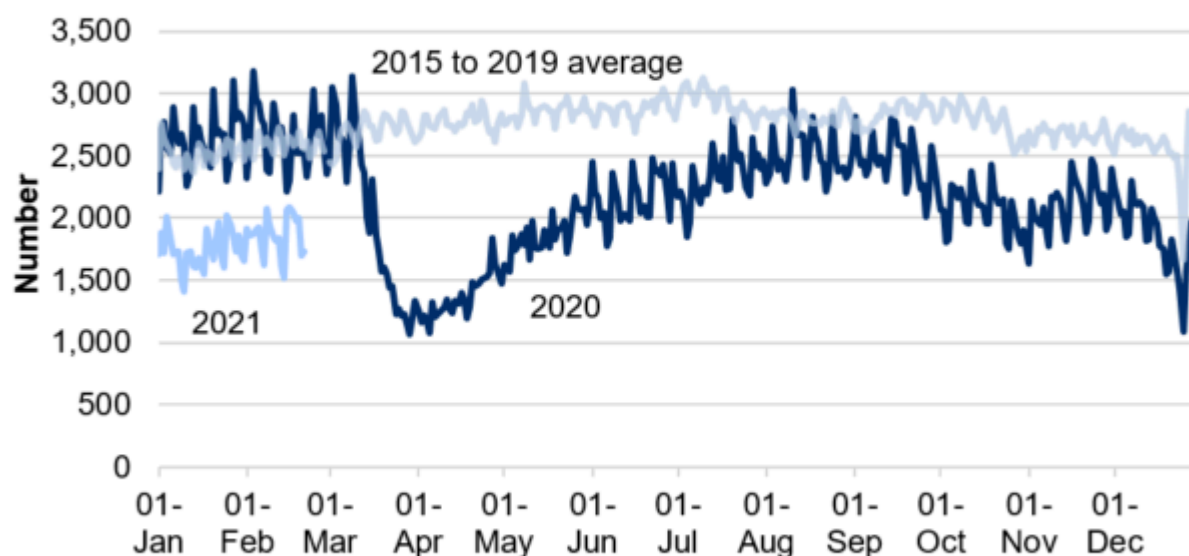
Please see the [Chief Statistician's blog](#) for more information on reporting management information, data quality and transparency.

This document was downloaded from GOV.WALES and may not be the latest version.

Go to <https://gov.wales/nhs-activity-and-capacity-during-coronavirus-covid-19-pandemic-25-february-2021-html> for the latest version.

Get [information on copyright](#).

Chart 4: Number of daily A&E attendances to major and minor hospitals, from 1 February 2020



Source: NHS Wales Informatics Service (NWIS)

[Number of daily A&E attendances to major and minor hospitals, from 1 February 2020 \(MS Excel\)](#)

Notes

A&E attendances to major and minor hospitals, from all mode of transports across Wales. Some small minor A&E units are not able to submit daily data, therefore there is probably a small undercount in total attendance. The five-year average uses data from the years 2015-2019. For data on the 29 February, only data from the year 2016 and 2021 is included.

Main points

A&E attendances fell sharply from mid-March 2020 to around half the previous number and increased gradually from early April 2020 until August 2020, when they were close to pre-pandemic levels. In September 2020, A&E attendances began to decrease again but despite a small increase some weeks in November

This document was downloaded from GOV.WALES and may not be the latest version.

Go to <https://gov.wales/nhs-activity-and-capacity-during-coronavirus-covid-19-pandemic-25-february-2021.html> for the latest version.

Get [information on copyright](#).

2020, attendances have remained below the five year average.

Quality and methodology information

The data are taken from management information and are subject to change. They have not been subject to the same validation processes undertaken for official statistics releases. However, they are provided to support transparency and understanding of NHS activity at this time. The official statistics should continue to be considered the authoritative source of data.

Historic data are subject to revisions and therefore may differ slightly to previously published information.

Hospital activity and capacity

Following further validation, data prior to 1 April 2020 were decided to not be suitable for publication. Therefore, the time series begins on 1 April 2020.

Figures on hospital and activity include data from acute hospitals from 1 April 2020, field hospitals from 20 April 2020, community hospitals from 23 April 2020, mental health units from 10 July 2020, and exclude data from private hospitals.

Data from mental health units were included retroactively from 10 July 2020 for the first time in the release on 20 August 2020. The inclusion of mental health beds had a small impact on beds occupied with COVID-19 patients' figures but a large impact on all beds occupied with non-COVID19 patients and vacant beds, as the majority of mental health patients are not occupied by COVID-19 patients. Mental health units' data are submitted each Friday, and the Friday position is used as proxy for the following week, unless there is a major change in circumstances.

From 19 October 2020, data for specialist critical care beds (such as those in Burns and Plastic in Morriston) and other specialist acute beds (such as maternity) across other acute sites have been included. These beds have been included in the data as they are part of the available bed stock, and may be used

This document was downloaded from GOV.WALES and may not be the latest version.

Go to <https://gov.wales/nhs-activity-and-capacity-during-coronavirus-covid-19-pandemic-25-february-2021-html> for the latest version.

Get [information on copyright](#).

for COVID-19 patients in exceptional circumstances. The majority of these beds are not occupied with COVID-19 patients. Therefore the inclusion of these had very little impact on the number of beds occupied with COVID-19 patients but a larger impact on vacant beds and those occupied with non-COVID19 patients.

From 13 November 2020, only critical care beds that could be staffed are included as available. Previously all critical care beds had been included regardless of whether they could be staffed. Staffed beds are those that can be staffed at the time of the census. General and acute beds only include beds that can be staffed. However, not all health boards implemented this change on that date. Following and update to guidance, more local health boards implemented this change from 4 December 2020.

From 16 November 2020, data is included from the newly opened specialist and critical care centre; Grange University Hospital in Aneurin Bevan University Health board. This hospital opening has led to an increase in the total number of beds available by around 450 beds.

On reporting recovering patients, Aneurin Bevan started reporting recovering patients from 7 June 2020, but these were captured in the confirmed COVID-19 category before. Cardiff and Vale classified recovering patients as non-COVID-19 patients between 1 May 2020 and 22 May 2020. Following the change in guidance, Cardiff and Vale re-categorised these patients as COVID-19 patients, capturing them in the confirmed COVID-19 category until the recovering category was introduced on 26 May 2020.

From 18 January 2021, no patients occupying an invasive ventilated bed (critical care bed) should be counted as “recovering” COVID-19 patients as they are still requiring a high level of care. Any patient previously reported as “recovering” will now be counted under “confirmed”. This will result in an increase in the number of invasive ventilated beds occupied by “confirmed” COVID-19 patients (an increase of around 14 patients at the point of implementation) and no invasive ventilated beds showing as occupied by “recovering” patients. This change will have no impact on the total number of COVID-19 related patients.

From 1 February 2021, guidance was reiterated to health boards that patients who were already in hospital and contracted COVID-19, but have now recovered

This document was downloaded from GOV.WALES and may not be the latest version.

Go to <https://gov.wales/nhs-activity-and-capacity-during-coronavirus-covid-19-pandemic-25-february-2021-html> for the latest version.

Get [information on copyright](#).

and are back on their original setting, should be reported as non-COVID-19. This may affect a small number of patients who are in acute hospitals or mental health settings and may result in a decrease in recovering patients and an increase in non-COVID-19 patients.

Comparability

Please see the [UK Government COVID-19 dashboard](#) for information on healthcare at a UK level. Note: the healthcare data presented in the UK dashboard differs from this publication. Data for Wales on the UK dashboard includes data for acute hospitals only which was initially provided to enable better comparability with other countries. Whereas this publication includes data from acute, community, field hospitals and mental health units to provide a more comprehensive view of the system in Wales. From 11 December 2020, data for England presented on the UK dashboard was updated to align with NHS England publications and as a result the full time series for this item was revised. Data for England on the UK dashboard now includes data from acute, community, field hospitals and mental health units. Due to this reporting change, we are reviewing the suitability of data currently provided for Wales. Estimates of the number of people who had coronavirus in England and Wales is also published by the Office for National Statistics in their [Coronavirus \(COVID-19\) Infection Survey](#).

Please note that health care surveillance data presented in the [Public Health Wales \(PHW\) dashboard](#) differ from this publication. The PHW dashboard uses data systematically collected through ICNET, the hospital infection control data system used across Wales. It includes hospital in-patients with a laboratory confirmed result and does not count any patients who were admitted and discharged on the same day.

The Welsh Government publication uses data sourced from daily management information provided by health boards. Guidance was issued to local health boards for completion and submission of the data return. However, data collection methods may vary between health boards. It includes COVID-19 related patients as suspected, confirmed and recovering, as well as non-COVID-19 patients.

This document was downloaded from GOV.WALES and may not be the latest version.

Go to <https://gov.wales/nhs-activity-and-capacity-during-coronavirus-covid-19-pandemic-25-february-2021-html> for the latest version.

Get [information on copyright](#).

The narrower definition used by PHW will likely result in smaller numbers of reported COVID-related admissions compared to the Welsh Government publication, but provides a systematic way of carrying out surveillance of patients requiring hospital stays with confirmed COVID-19.

National Statistics status

These statistics are not National Statistics. However, as far as has been practicable, they have been collected and validated in accordance with the pillars and principles within the [Code of Practice for Statistics](#). We continue to develop the data collection and quality assurance process to improve the data.

These statistics have been produced quickly in response to developing world events.

Well-being of Future Generations Act (WFG)

The Well-being of Future Generations Act 2015 is about improving the social, economic, environmental and cultural wellbeing of Wales. The Act puts in place seven wellbeing goals for Wales. These are for a more equal, prosperous, resilient, healthier and globally responsible Wales, with cohesive communities and a vibrant culture and thriving Welsh language. Under section (10)(1) of the Act, the Welsh Ministers must (a) publish indicators (“national indicators”) that must be applied for the purpose of measuring progress towards the achievement of the wellbeing goals, and (b) lay a copy of the national indicators before Senedd Cymru. The 46 national indicators were laid in March 2016.

Information on the indicators, along with narratives for each of the well-being goals and associated technical information is available in the [Well-being of Wales report](#).

Further information on the [Well-being of Future Generations \(Wales\) Act 2015](#).

The statistics included in this release could also provide supporting narrative to

This document was downloaded from GOV.WALES and may not be the latest version.

Go to <https://gov.wales/nhs-activity-and-capacity-during-coronavirus-covid-19-pandemic-25-february-2021-html> for the latest version.

Get [information on copyright](#).

the national indicators and be used by public services boards in relation to their local wellbeing assessments and local wellbeing plans.

Next update

The next release will be at 9.30am Thursday 4 March 2021.

Contact details

Statistician: Alex Fitzpatrick

Telephone: 0300 025 9016

Email: kas.covid19@gov.wales

Media: 0300 025 8099

SFR 60/2021

This document was downloaded from GOV.WALES and may not be the latest version.

Go to <https://gov.wales/nhs-activity-and-capacity-during-coronavirus-covid-19-pandemic-25-february-2021-html> for the latest version.

Get [information on copyright](#).

About this document

This document is a copy of the web page [NHS activity and capacity during the coronavirus \(COVID-19\) pandemic: 25 February 2021](#) downloaded.

Go to <https://gov.wales/nhs-activity-and-capacity-during-coronavirus-covid-19-pandemic-25-february-2021-html> for the latest version.

This document may not be fully accessible, for more information refer to our [accessibility statement](#).

Get [information on copyright](#).

This document was downloaded from GOV.WALES and may not be the latest version.

Go to <https://gov.wales/nhs-activity-and-capacity-during-coronavirus-covid-19-pandemic-25-february-2021-html> for the latest version.

Get [information on copyright](#).