



Llywodraeth Cymru  
Welsh Government

STATISTICS

# Coronavirus (COVID-19) infection survey (antibodies data): 3 to 9 May 2021

Analysis of the proportion of people in Wales testing positive for COVID-19 antibodies for 3 to 9 May 2021.

First published: 26 May 2021

Last updated: 26 May 2021

This document was downloaded from GOV.WALES and may not be the latest version.

Go to <https://gov.wales/coronavirus-covid-19-infection-survey-antibodies-data-3-9-may-2021-html> for the latest version.

Get [information on copyright](#).

# Contents

## Proportion of people in Wales who had antibodies against COVID-19

---

### Definitions

---

### Quality and methodology information

---

### Contact details

---

The antibody data presented is part of the Coronavirus (COVID-19) Infection Survey (CIS) which is run across the whole of the UK. The data can be used to understand who has had the infection in the past or has developed antibodies as a result of vaccination.

The analysis presented on past infection and/or vaccination, is defined as testing positive for antibodies to SARS-CoV-2 based on findings from the COVID-19 Infection Survey. SARS-CoV-2 is the scientific name given to the specific virus that causes COVID-19.

Information on the method used to model antibody estimates can be found on the [Office for National Statistics website](#).

This publication also includes estimates of the percentage of people who have reported via the survey that they have received one or more doses of a COVID-19 vaccination, as well as those that have been fully vaccinated. These estimates are not the same as the published figures from [Public Health Wales](#) on recorded vaccinations and do not include residents of care homes.

Additional information, such as estimates of antibody positivity broken down by single year of age for each of the UK countries and behavioural changes following vaccination can be found on the [Office for National Statistics website](#).

**This document was downloaded from GOV.WALES and may not be the latest version.**

Go to <https://gov.wales/coronavirus-covid-19-infection-survey-antibodies-data-3-9-may-2021-html> for the latest version.

Get [information on copyright](#).

# Proportion of people in Wales who had antibodies against COVID-19

Between 3 and 8 May 2021, more than three quarters (76.6%) of people aged 16 and over tested positive for antibodies to the coronavirus (COVID-19) (95% **credible interval**: 72.8% to 80.7%).

Though there is uncertainty with the estimates, it appears that the antibody rates continue to increase. This is likely to be due to more individuals receiving their second doses and becoming fully vaccinated.

As more people become vaccinated the number of people with antibodies is expected to increase. However the detection of antibodies alone is not a precise measure of immunity protection acquired from vaccinations.

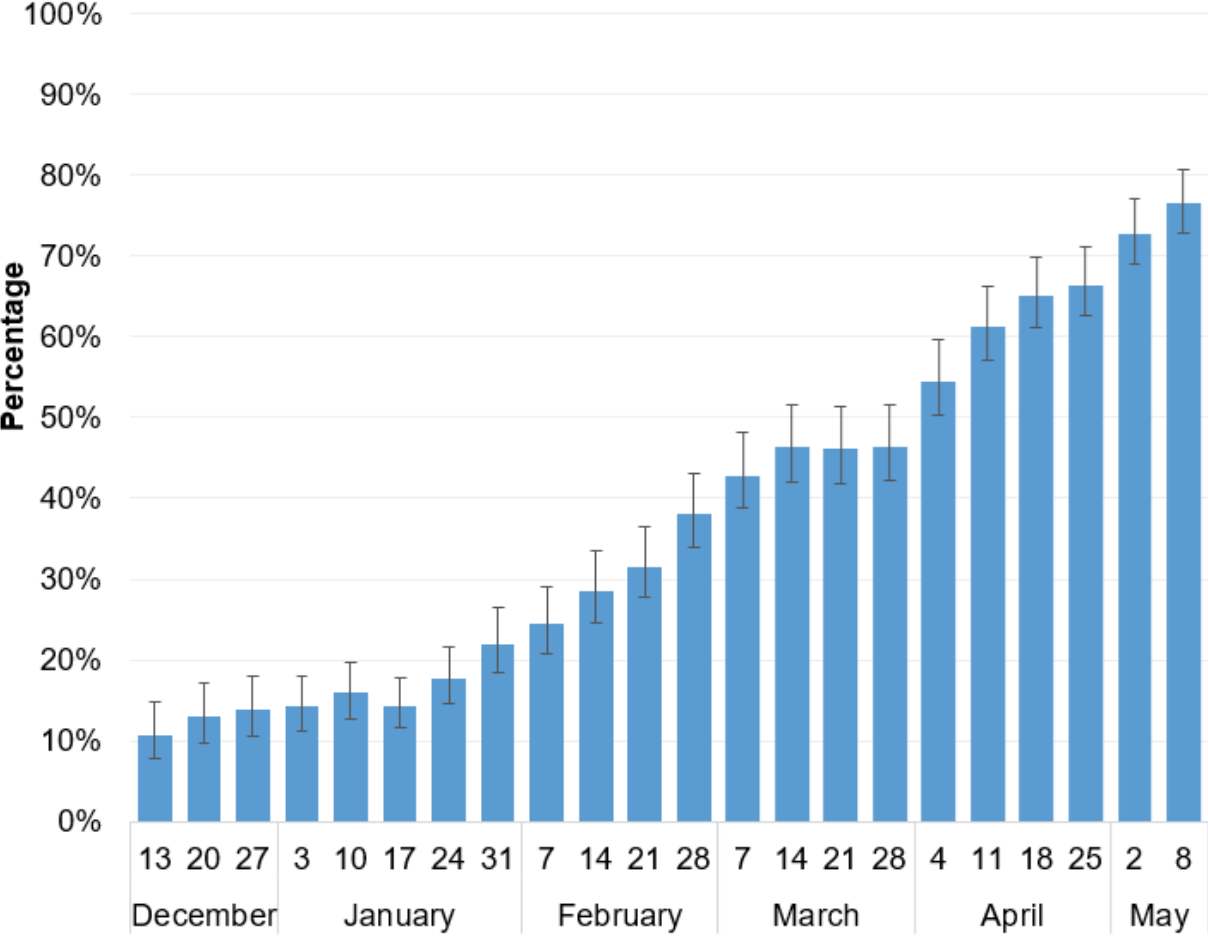
Antibody levels in the blood can decline over time, meaning that some people who have previously had COVID-19 may subsequently test negative for antibodies. For this reason, these figures should be regarded as estimates of monthly antibodies prevalence, not cumulative exposure.

**This document was downloaded from GOV.WALES and may not be the latest version.**

Go to <https://gov.wales/coronavirus-covid-19-infection-survey-antibodies-data-3-9-may-2021-html> for the latest version.

Get [information on copyright](#).

# Chart 1: Estimated percentage of the population in Wales testing positive for coronavirus (COVID-19) antibodies, December 2020 to May 2021



7 day period end points

Source: Coronavirus (COVID-19) Infection Survey, ONS  
 The blue bars give point estimates and the vertical lines indicate the 95% credible intervals. Estimates shown for 7 day periods from 7 December 2020 to 8 May 2021. The most recent surveillance week covers a 6 day period.

Estimates shown for **surveillance weeks** from 7 December 2020 to 8 May 2021. The most recent surveillance week covers a 6 day period.

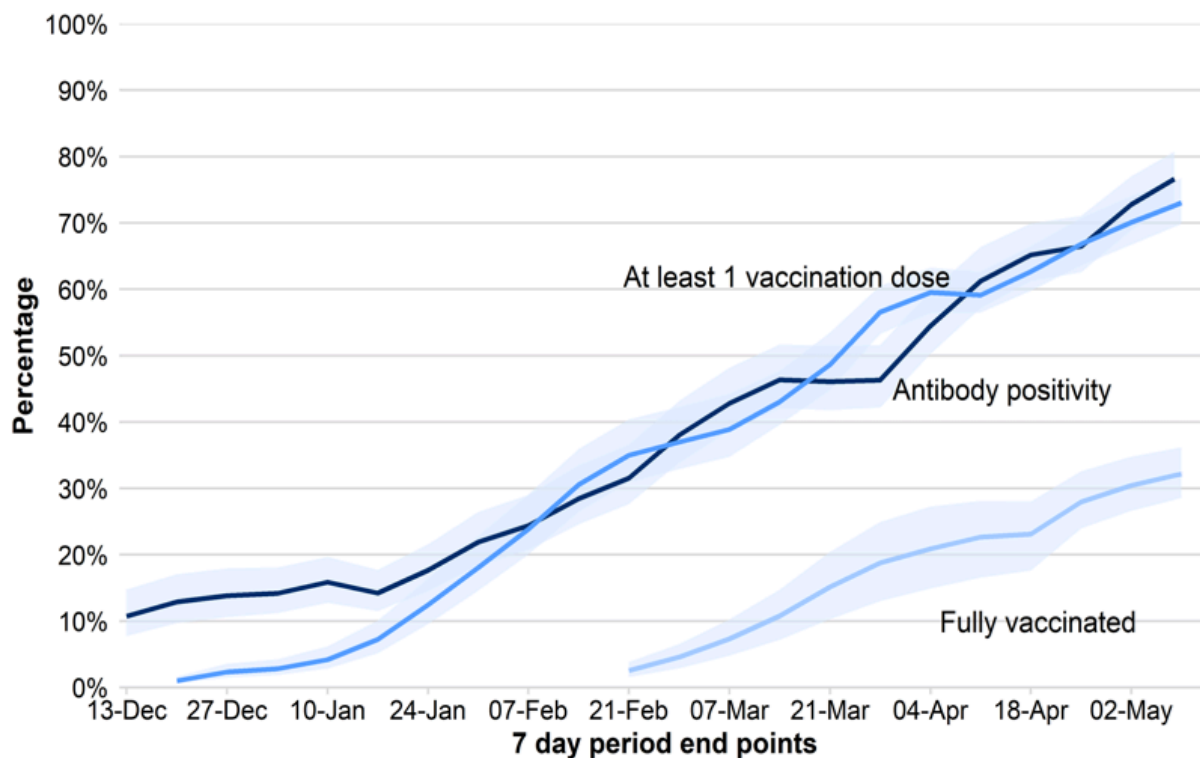
The modelled estimates suggest that the antibody rate, the percentage of people reporting they have had at least one dose of a COVID vaccine and those

reporting they have been fully vaccinated have continued to increase.

Between 3 and 9 May, 73.0% of people aged 16 and over reported they had received one or more doses of a COVID-19 vaccine (95% **credible interval**: 69.9% to 76.7%), with almost a third reporting they had been fully vaccinated.

The vaccinations estimates are not the same as the published figures from **Public Health Wales** on recorded vaccinations and do not include residents of care homes, hospitals or other institutional settings. There will be differences between these modelled estimates and the official figures due to differences in coverage, methods and timeliness. The estimates produced from the survey are helpful to compare with other characteristics, such as testing positive for antibodies.

## Chart 2: Estimated percentage of the population in Wales reporting receipt of vaccination and testing positive for coronavirus (COVID-19) antibodies from 7 December 2020 to 9 May 2021\*



Source: Coronavirus (COVID-19) Infection Survey, ONS

\*Antibody data is covering a period from 7 December to 8 May. The most recent surveillance week covers a 6 day period.

The blue line and shading represent the modelled trend and 95% credible intervals for people testing positive for antibodies (dark blue) and people reported having had at least one dose of a COVID vaccine (blue) or that they were fully vaccinated (light blue).

Antibody positivity remains higher amongst the older age groups than the younger age groups; this reflects the age prioritisation in vaccination programmes in place.

Between 3 and 8 May, more than 90% of people aged 50 or older tested positive for antibodies, ranging from 91.2% to 97.4%. In comparison, those aged 16 to 49 years testing positive for antibodies ranged from 48.2% to 69.4%.

It is noticeable that the percentage of people reporting they have had at least

This document was downloaded from GOV.WALES and may not be the latest version.

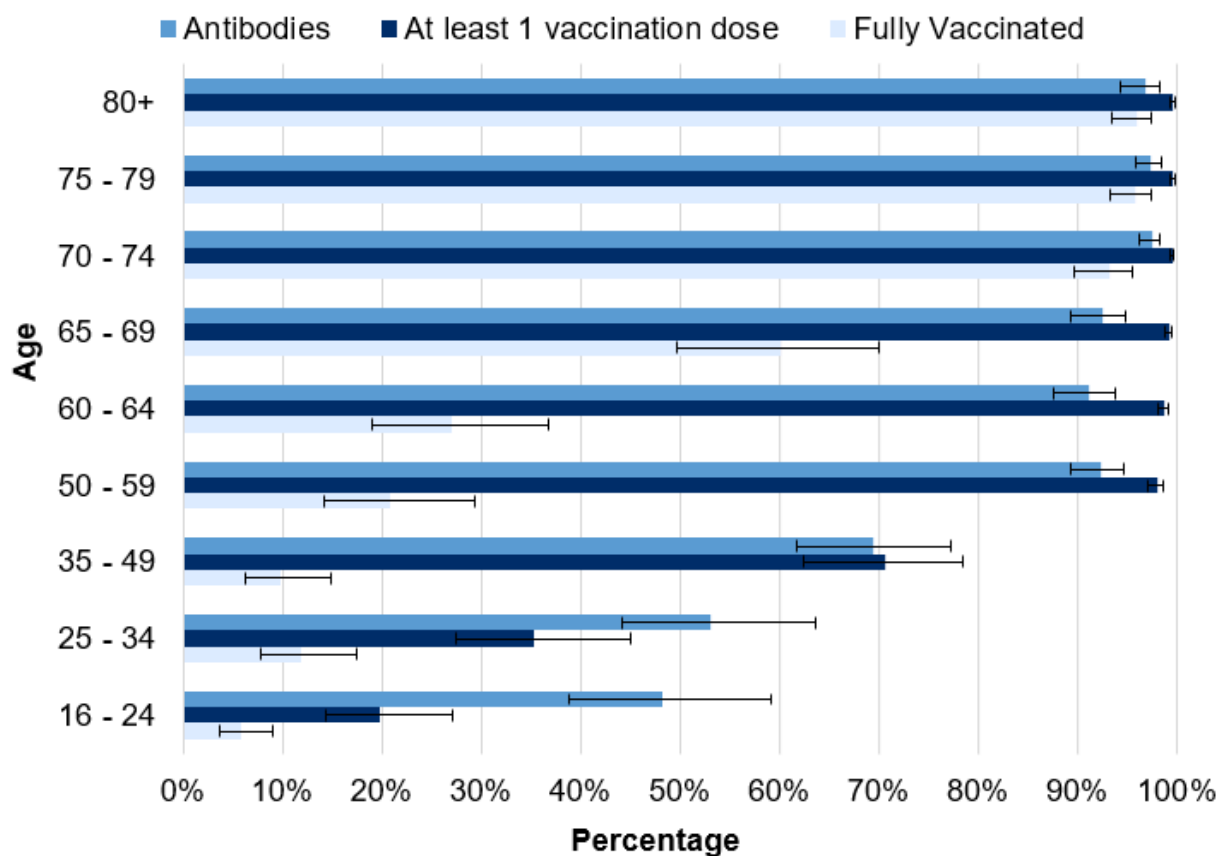
Go to <https://gov.wales/coronavirus-covid-19-infection-survey-antibodies-data-3-9-may-2021-html> for the latest version.

Get [information on copyright](#).

one dose of a COVID vaccine was highest in the older age groups. This is also the case for those reporting they have been fully vaccinated.

Caution should be taken in over-interpreting the latest estimates. Credible intervals are wide and the sample size is relatively low, meaning there is higher uncertainty in these figures.

### Chart 3: Estimated percentage of the population in Wales reporting receipt of vaccination and testing positive for coronavirus (COVID-19) antibodies by age group, 3 to 9 May 2021\*



Source: Coronavirus (COVID-19) Infection Survey, ONS

\*Antibody data is covering a 6 day period from 3 to 8 May

The bars give estimates for people testing positive for antibodies (blue) and that reported having had at least one dose of a COVID vaccine (dark blue) or to have been fully vaccinated (light blue). The horizontal lines indicate the 95% credible intervals.

This document was downloaded from GOV.WALES and may not be the latest version.

Go to <https://gov.wales/coronavirus-covid-19-infection-survey-antibodies-data-3-9-may-2021-html> for the latest version.

Get [information on copyright](#).

# Definitions

## Community population

This survey covers people living in private households only and this is referred to as the community population. Residents in hospitals, care homes and/or other institutional settings are excluded.

## Credible intervals

A credible interval gives an indication of the uncertainty of an estimate from data analysis. 95% credible intervals are calculated so that there is a 95% probability of the true value lying in the interval.

## Positivity rate

The estimated proportion of people who test positive for antibodies against coronavirus (COVID-19) at a point in time.

## Surveillance weeks

These are standardised Monday-Sunday weeks, which are used internationally and are useful for comparability. However this approach sometimes results in estimates referring to a period of fewer than 7 days if the full week's data is not available.

## Quality and methodology information

Information on the method used to model antibody estimates presented in this publication can be found on the [ONS website](#). The model used is based on standardised Monday-Sunday [surveillance weeks](#), as opposed to the 28-day periods previously reported on, enabling more timely weekly estimates to be

This document was downloaded from GOV.WALES and may not be the latest version.

Go to <https://gov.wales/coronavirus-covid-19-infection-survey-antibodies-data-3-9-may-2021-html> for the latest version.

Get [information on copyright](#).



produced. Estimates based on the current model are presented from 7 December 2020 onwards. The final week's modelled estimate is subject to more uncertainty as it is an incomplete week of data and therefore more likely to change when more data becomes available.

The analysis presented is based on blood test results taken from a randomly selected subsample of individuals aged 16 years and over, which are used to test for antibodies against SARS-CoV-2. This can be used to help understand who has had the infection in the past or has developed antibodies as a result of vaccination.

One way the body fights infections like COVID-19 is by producing small particles in the blood called antibodies. It takes between two and three weeks after infection or vaccination for the body to make enough antibodies to fight the infection. Antibodies remain in the blood at low levels, although these levels can decline over time to the point that tests can no longer detect them. Having antibodies can help to prevent individuals from getting the same infection again.

The presence of antibodies is measured to understand who has had coronavirus (COVID-19) in the past and the impact of vaccinations. Once infected, the length of time antibodies remain at detectable levels in the blood is not fully known. It is also not yet known how having detectable antibodies, now or at some time in the past, affects the chance of getting COVID-19 again.

This publication also presents self-reported estimates of the percentage of people who have received one or more doses of a COVID-19 vaccination since 14 December 2020 and estimates of the percentage of people reported to be fully vaccinated since 15 February 2021. These estimates are based on modelling of the people visited in the COVID-19 Infection Survey in the community in a particular time period. The estimates are then adjusted (post-stratified) to be representative of the population.

These estimates are not the same as the **published government figures** on recorded vaccinations and there may be differences between these modelled estimates and the official figures, which are updated more regularly. The estimates produced from the survey are helpful to compare with other characteristics, such as testing positive for antibodies.

**This document was downloaded from GOV.WALES and may not be the latest version.**

Go to <https://gov.wales/coronavirus-covid-19-infection-survey-antibodies-data-3-9-may-2021-html> for the latest version.

Get [information on copyright](#).

The [UK coronavirus dashboard](#) includes daily data for the UK and each constituent country on the actual number of people who have received a COVID-19 vaccination. This is based on individual vaccination records (administrative data held by each nation) and should be used to understand progress of the vaccination programme across the UK.

These statistics refer to infections reported in the community, by which we mean private households. These figures exclude infections reported in hospitals, care homes and/or other institutional settings. The population used in this analysis relates to the [community population](#) aged 16 years and over.

It is important to note that there is a significant degree of uncertainty with the estimates. This is because, despite a large sample of participants, the number of positive cases identified is small. Estimates are provided with 95% [credible](#) intervals to indicate the range within which we may be confident the true figure lies.

Further information on antibody test results is published by the [Office for National Statistics \(ONS\)](#) and includes antibody information for England, Wales, Scotland and Northern Ireland. The estimates for [Northern Ireland](#) and [Scotland](#) are published by the respective administrations, as we do here for Wales.

Further information about quality and methodology can be found on the [ONS website](#) and the survey pages on the [Oxford University site](#).

More information about the [COVID-19 Infection Survey in Wales](#).

## Well-being of Future Generations Act (WFG)

The Well-being of Future Generations Act 2015 is about improving the social, economic, environmental and cultural wellbeing of Wales. The Act puts in place seven wellbeing goals for Wales. These are for a more equal, prosperous, resilient, healthier and globally responsible Wales, with cohesive communities and a vibrant culture and thriving Welsh language. Under section (10)(1) of the Act, the Welsh Ministers must (a) publish indicators ('national indicators') that

This document was downloaded from GOV.WALES and may not be the latest version.

Go to <https://gov.wales/coronavirus-covid-19-infection-survey-antibodies-data-3-9-may-2021-html> for the latest version.

Get [information on copyright](#).

must be applied for the purpose of measuring progress towards the achievement of the wellbeing goals, and (b) lay a copy of the national indicators before Senedd Cymru. The 46 national indicators were laid in March 2016.

Information on the indicators, along with narratives for each of the well-being goals and associated technical information is available in the [Wellbeing of Wales report](#).

Further information on the [Well-being of Future Generations \(Wales\) Act 2015](#).

The statistics included in this release could also provide supporting narrative to the national indicators and be used by public services boards in relation to their local wellbeing assessments and local wellbeing plans.

## Next update

9 June 2021

## Contact details

Statistician: Lisa Bloemberg  
Telephone: 0300 025 0166  
Email: [kas.covid19@gov.wales](mailto:kas.covid19@gov.wales)

Media: 0300 025 8099

SFR 156/2021

This document was downloaded from GOV.WALES and may not be the latest version.

Go to <https://gov.wales/coronavirus-covid-19-infection-survey-antibodies-data-3-9-may-2021-html> for the latest version.

Get [information on copyright](#).

## About this document

This document is a copy of the web page [Coronavirus \(COVID-19\) infection survey \(antibodies data\): 3 to 9 May 2021](#) downloaded.

Go to <https://gov.wales/coronavirus-covid-19-infection-survey-antibodies-data-3-9-may-2021-html> for the latest version.

This document may not be fully accessible, for more information refer to our [accessibility statement](#).

Get [information on copyright](#).

**This document was downloaded from GOV.WALES and may not be the latest version.**

Go to <https://gov.wales/coronavirus-covid-19-infection-survey-antibodies-data-3-9-may-2021-html> for the latest version.

Get [information on copyright](#).