



Llywodraeth Cymru  
Welsh Government

This document was downloaded from GOV.WALES and may not be the latest version.

Go to <https://gov.wales/gypsy-and-traveller-caravan-count-january-2022.html> (<https://gov.wales/gypsy-and-traveller-caravan-count-january-2022.html>) for the latest version.

Get [information on copyright](https://gov.wales/copyright-statement) (<https://gov.wales/copyright-statement>).

## STATISTICS

# Gypsy and Traveller caravan count: January 2022

Number of Gypsy and Traveller caravan's on authorised, unauthorised and local authority sites, January 2022.

**First published:** 12 May 2022

**Last updated:** 12 May 2022

# Contents

**Main points** (#section-97100)

**Caravans by site authorisation** (#section-97102)

**Pitches on local authority sites** (#section-97104)

**Quality and methodology information** (#section-97106)

**Contact details** (#section-97108)

## **Main points**

On 20 January 2022 there were 1,065 Gypsy and Traveller caravans and 140 sites reported in Wales.

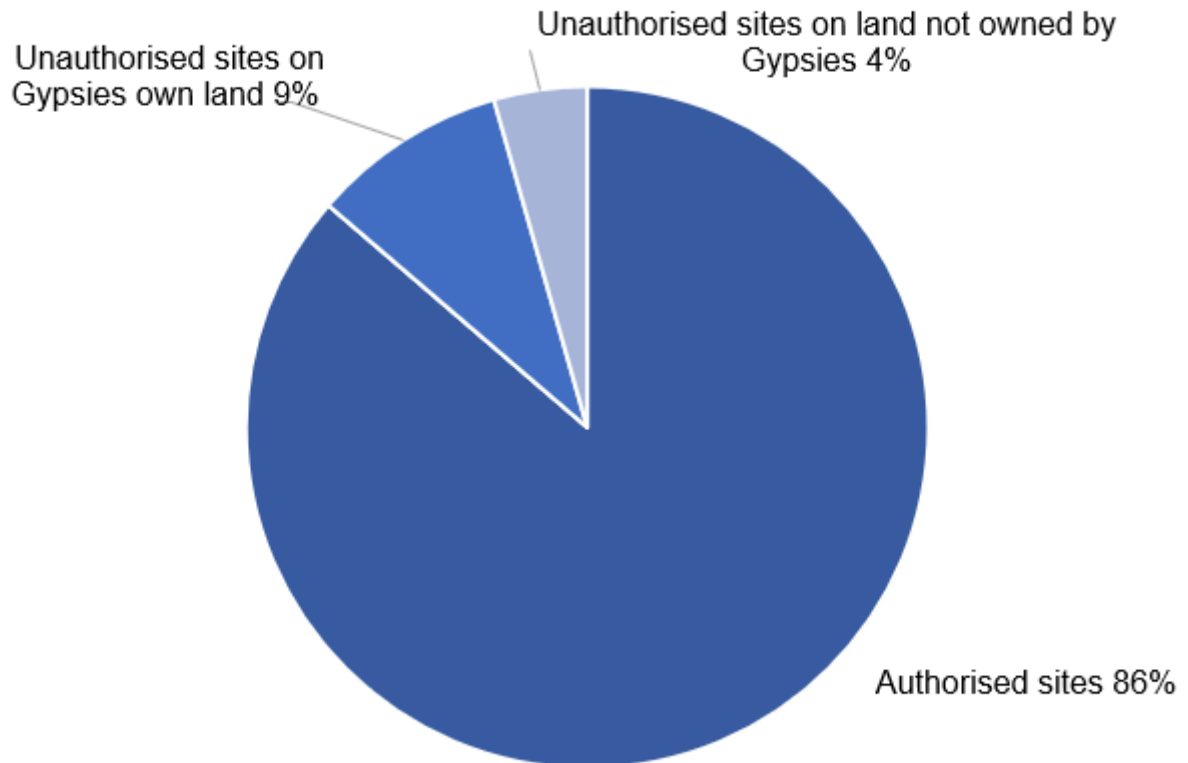
Between January 2021 and January 2022, the total number of Gypsy and Traveller caravans stayed the same and the total number of sites (both authorised and unauthorised) has increased by 0.7% (1 site).

## **Caravans by site authorisation**

At the time of the January 2022 count, the total number of Gypsy and Traveller caravans in Wales was 1,065. There were 919 caravans on authorised sites with planning permission, accounting for 86% of all caravans. Of these, 603 (66%) were on socially rented sites and 316 (34%) were on privately funded sites.

Chart 1 below shows the breakdown of caravans by authorised and unauthorised status.

## Chart 1: Gypsy and Traveller caravans by type of site, January 2022



Source: All Wales caravan count (Welsh Government)

Note: The percentages do not sum to 100% due to rounding.

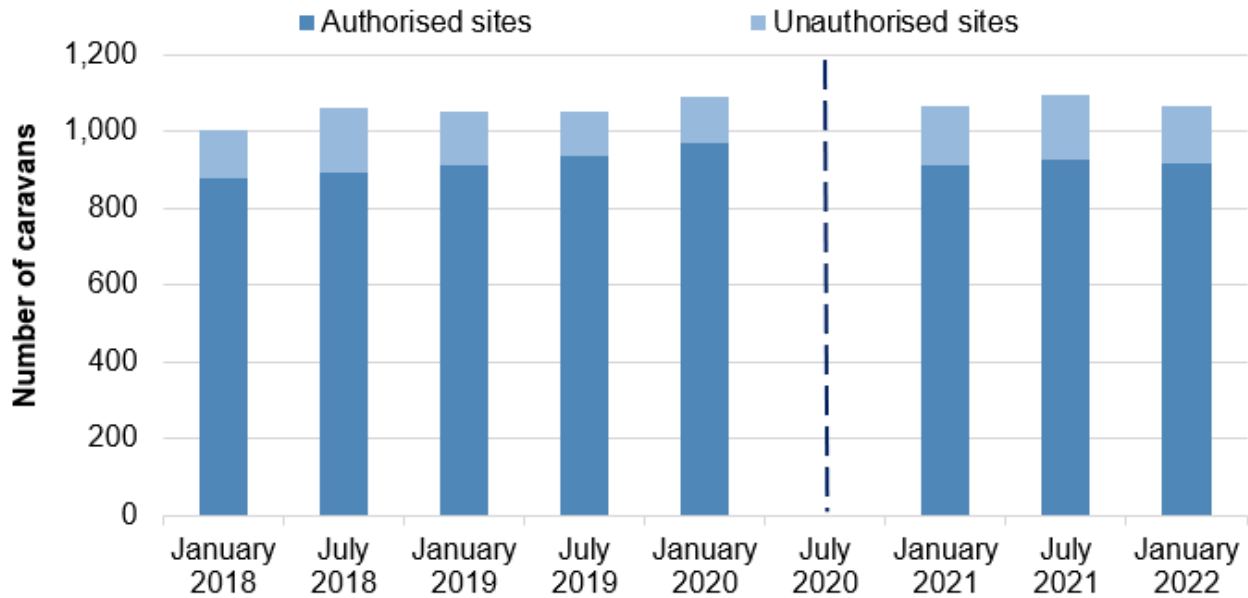
There were 99 caravans on unauthorised sites on land owned by Gypsies and Travellers, accounting for 9% of all caravans. A further 47 caravans (4% of all caravans) were on unauthorised sites on land not owned by Gypsies and Travellers.

Cardiff, Flintshire, Pembrokeshire and Neath Port Talbot had the highest total numbers of caravans; combined these accounted for 52% of all caravans. Newport had the highest number of caravans on unauthorised sites (36 caravans, accounting for 25% of all caravans on unauthorised sites).

In some cases, caravans are on sites which are unauthorised but the local authority has decided not to seek removal of the encampment. In January 2022 there were 93 caravans on tolerated unauthorised sites. The largest number of these were seen in Vale of Glamorgan where there were 25 caravans on tolerated unauthorised sites. There were 53 caravans on unauthorised sites that were not tolerated.

Detailed local authority level tables are provided in the [accompanying tables](https://gov.wales/sites/default/files/statistics-and-research/2022-05/gypsy-and-traveller-caravan-count-january-2022-664.ods) (<https://gov.wales/sites/default/files/statistics-and-research/2022-05/gypsy-and-traveller-caravan-count-january-2022-664.ods>). Further background and quality information can be found in the [quality and methodology information section](#) ([#section-97106](#)). Terms which have a special meaning are explained in the glossary.

**Chart 2: Gypsy and Traveller caravans by site authorisation, January 2018 to January 2022 (a) (b)**

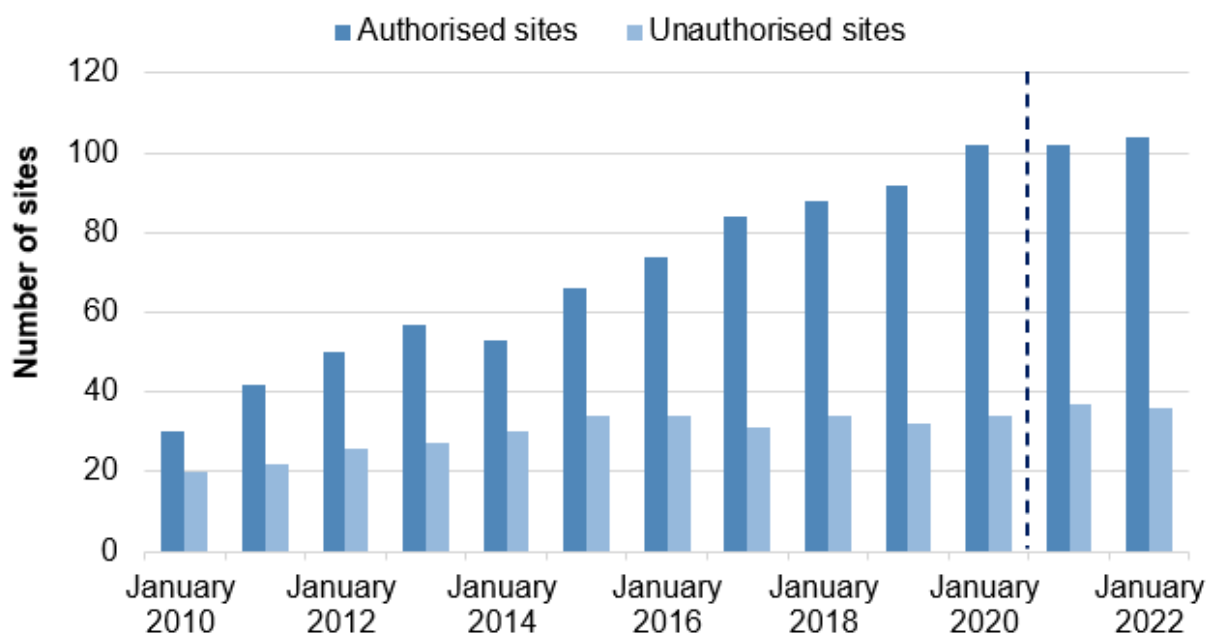


Sources: Gypsy and Traveller caravan count, All Wales caravan count (Welsh Government)

(a) Due to the Coronavirus pandemic, the Welsh Government's biannual caravan census count was not conducted in Wales in July 2020.

(b) From January 2021 onwards, the All Wales Caravan Count online data has been used to produce counts of Gypsy and Traveller caravans in Wales. As such, some caution is advised when considering trends across time. Please see Data Quality report for more information.

**Chart 3: Gypsy and Traveller sites by authorisation, January 2010 to January 2022 (a) (b)**



Sources: Gypsy and Traveller caravan count, All Wales caravan count (Welsh Government)  
 (a) Due to the Coronavirus pandemic, the Welsh Government’s biannual caravan census count was not conducted in Wales in July 2020.  
 (b) From January 2021 onwards, the All Wales Caravan Count online data has been used to produce counts of Gypsy and Traveller caravans in Wales. As such, some caution is advised when considering trends across time. Please see Data Quality report for more information.

## Pitches on local authority sites

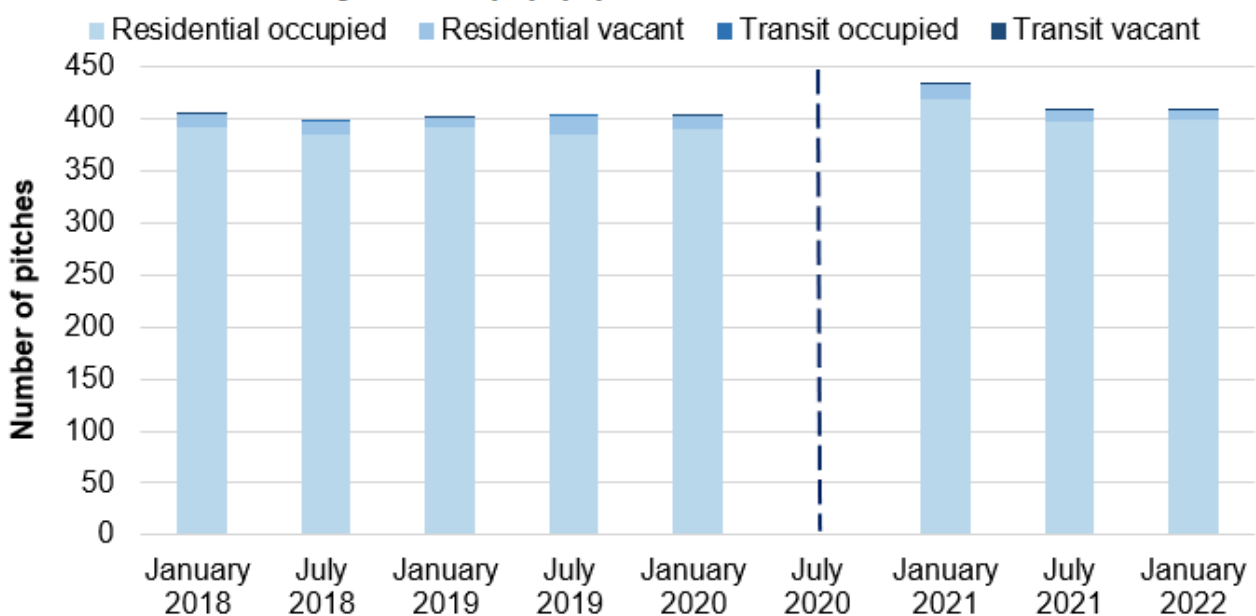
There were 409 pitches on Gypsy and Traveller sites provided by local authorities in Wales on 20 January 2022. Of these, 407 were residential pitches and 2 were transit pitches.

Cardiff, Pembrokeshire and Neath Port Talbot had the highest number of pitches

provided by local authorities (80, 73 and 67 pitches respectively) accounting for over half of the total number of pitches (54%). There were 8 local authorities that reported having no pitches on 20 January 2022. At the time of the count, 98% of the residential pitches were occupied.

Chart 4 shows a breakdown over time of the number of pitches in Wales.

**Chart 4: Pitches on Gypsy and Traveller sites provided by local authorities (a) by transit / residential status, July 2018 to January 2022 (b) (c)**



Sources: Gypsy and Traveller caravan count, All Wales caravan count (Welsh Government)

(a) Alternatively known as Socially Rented Sites. Includes sites owned by Registered Social Landlords. Does not include authorised private sites.

(b) Due to the Coronavirus pandemic, the Welsh Government's biannual caravan census count was not conducted in Wales in July 2020.

(c) From January 2021 onwards, the All Wales Caravan Count online data has been used to produce counts of Gypsy and Traveller caravans in Wales. As such, some caution is advised when considering trends across time. Please see Data Quality report for more information.



## Quality and methodology information

Detailed information on data quality and methodology can be found in the **quality report** (<https://gov.wales/gypsy-and-traveller-caravan-count-quality-report>).

## Contact details

Statistician: Andy O'Rourke

Telephone: 0300 025 9578

Email: [stats.inclusion@gov.wales](mailto:stats.inclusion@gov.wales) (<mailto:stats.inclusion@gov.wales>)

Media: 0300 025 8099

SFR 132/2022

This document may not be fully accessible.

For more information refer to our **accessibility statement** (<https://gov.wales/accessibility-statement-govwales>).