



Llywodraeth Cymru
Welsh Government

STATISTICS

Coronavirus (COVID-19) infection survey (antibodies data): 3 to 9 January 2022

Analysis of the proportion of people in Wales testing positive for COVID-19 antibodies between 3 and 9 January 2022.

First published: 26 January 2022

Last updated: 26 January 2022

This document was downloaded from GOV.WALES and may not be the latest version.

Go to <https://gov.wales/coronavirus-covid-19-infection-survey-antibodies-data-3-9-january-2022.html> for the latest version.

Get [information on copyright](#).

Contents

[Introduction](#)

[Proportion of people in Wales who had antibodies against COVID-19](#)

[Definitions](#)

[Quality and methodology information](#)

[Contact details](#)

Introduction

The antibody data presented is part of the Coronavirus (COVID-19) Infection Survey (CIS) which is run across the whole of the UK. The data can be used to understand who has had the infection in the past or has developed antibodies as a result of vaccination.

The analysis presented on past infection and/or vaccination, is defined as testing positive for antibodies to SARS-CoV-2 based on findings from the COVID-19 Infection Survey. SARS-CoV-2 is the scientific name given to the specific virus that causes COVID-19.

Information on the method used to model antibody estimates can be found on the [Office for National Statistics website](#).

This publication also includes estimates of the percentage of people who have reported via the survey that they have received one or more doses of a COVID-19 vaccination, as well as those that have been fully vaccinated. These estimates are not the same as the published figures from [Public Health](#)

This document was downloaded from GOV.WALES and may not be the latest version.

Go to <https://gov.wales/coronavirus-covid-19-infection-survey-antibodies-data-3-9-january-2022-html> for the latest version.

Get [information on copyright](#).

Wales on recorded vaccinations and do not include residents of care homes.

Additional information, such as estimates of antibody positivity broken down by single year of age for each of the UK countries can be found on the [Office for National Statistics website](#).

Note about this week's analysis

Academic research on antibody thresholds, using data from when the Delta variant was the dominant strain, indicates that a higher threshold of antibodies is needed to provide protection from new COVID-19 infections for those who are vaccinated. The threshold used up to now referred to as the 'standard threshold (42 ng/ml)' was determined prior to the development of coronavirus (COVID-19) vaccinations.

ONS has now introduced an additional second threshold associated with a higher concentration of antibodies, to estimate the percentage of adults who are likely to have strong protection against getting a new COVID-19 infection. A previous COVID-19 infection typically results in a stronger immune response than vaccination. To get a similar level of protection from vaccination alone, a higher concentration of antibodies is needed.

The higher threshold is 179 ng/ml and was identified as providing a 67% lower risk of getting a new COVID-19 infection with the Delta variant after two vaccinations with either Pfizer or AstraZeneca vaccines, compared with someone who was unvaccinated and had not had COVID-19 before. This higher threshold was identified by comparing how the risk of new COVID-19 infections with the Delta variant, varied across different antibody levels. It is unlikely that this threshold will provide equivalent protection against the Omicron variant and analyses of the effectiveness of vaccinations against the Omicron variant are ongoing.

Modelled vaccination estimates for one or more and two or more COVID-19 vaccinations for Wales require additional quality assurance and have not been included here. However, data on the percentage of people aged 16 years and over who reported that they have received three or more COVID-19

This document was downloaded from GOV.WALES and may not be the latest version.

Go to <https://gov.wales/coronavirus-covid-19-infection-survey-antibodies-data-3-9-january-2022.html> for the latest version.

Get [information on copyright](#).

vaccinations is presented alongside the standard and higher thresholds for antibodies.

Proportion of people in Wales who had antibodies against COVID-19

Between 3 and 9 January 2022, it is estimated that over 9 in 10 people (97.4%) aged 16 and over tested positive for antibodies to the coronavirus (COVID-19) based on the standard threshold (95% **credible interval**: 96.7% to 98.0%). At the higher threshold, it is estimated that over 9 in 10 people (94.1%) aged 16 and over tested positive for antibodies (95% credible interval: 93.2% to 95.0%).

Though there is uncertainty with the estimates, it appears that the percentage of people testing positive for antibodies remained high in recent weeks.

Antibody positivity is defined by a fixed concentration (or threshold) of antibodies in the blood; having a negative test for antibodies does not mean that a person has no immune response to an infection.

Most people who are vaccinated will retain a higher antibody level than before vaccination even after dropping below the standard threshold value. A negative result does not mean that antibody level is at zero, nor that a person has no protection against COVID-19, as an immune response does not rely on the presence of antibodies alone.

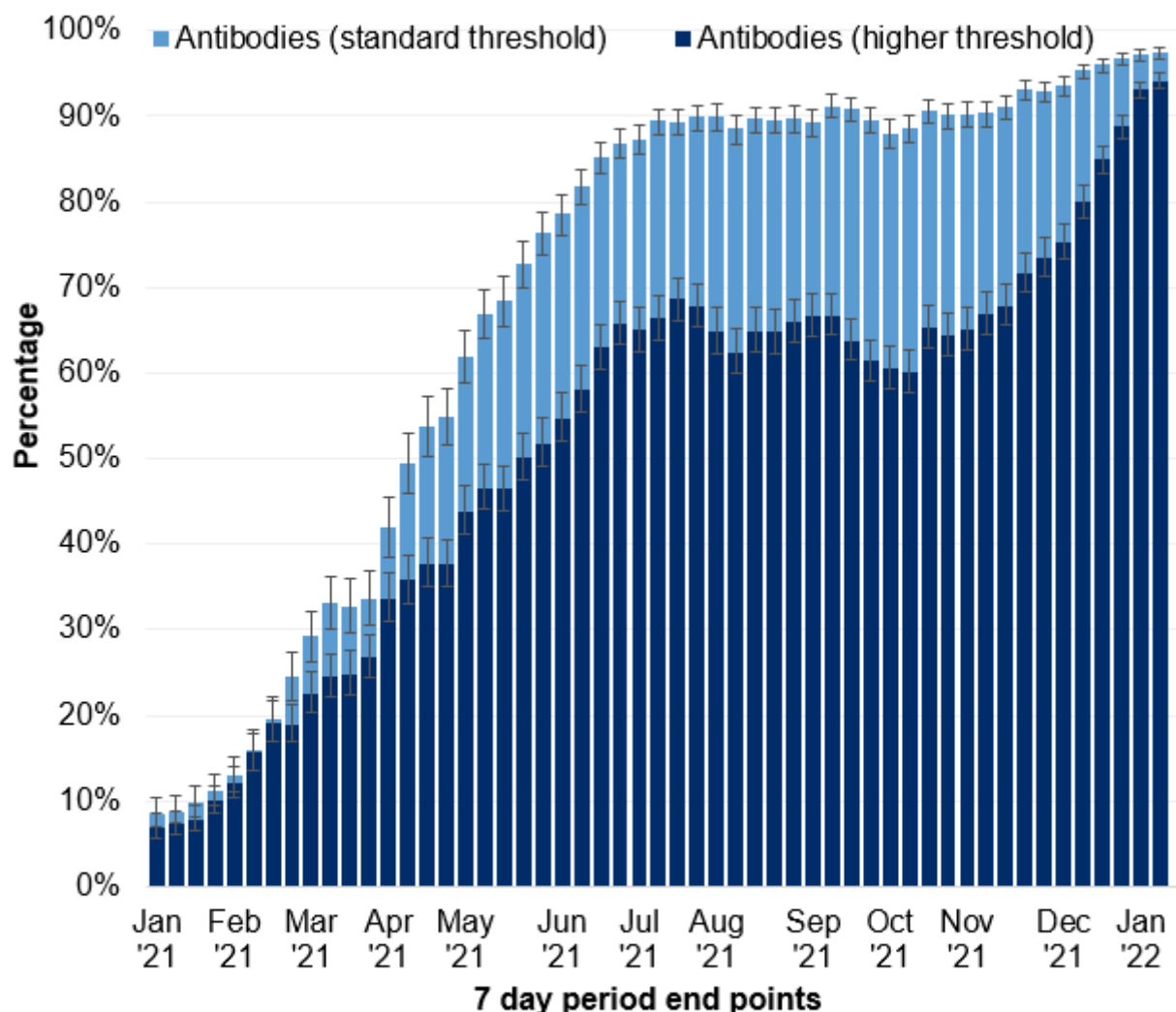
As more people become vaccinated the number of people with antibodies is expected to increase. However, the detection of antibodies alone is not a precise measure of immunity protection acquired from vaccinations. This is because antibody levels in the blood can decline over time, meaning that some people who have previously had COVID-19 may subsequently test negative for antibodies. For this reason, these figures should be regarded as estimates of monthly antibodies prevalence, not cumulative exposure.

This document was downloaded from GOV.WALES and may not be the latest version.

Go to <https://gov.wales/coronavirus-covid-19-infection-survey-antibodies-data-3-9-january-2022.html> for the latest version.

Get [information on copyright](#).

Chart 1: Estimated percentage of the population in Wales testing positive for coronavirus (COVID-19) antibodies, January to December 2021



Source: Coronavirus (COVID-19) Infection Survey, ONS

The bars give estimates and the vertical lines indicate the 95% credible intervals. Light blue bars indicate the percentage of people testing positive for antibodies and the dark blue bars indicate the percentage of people testing positive at the higher threshold. Estimates shown for surveillance weeks from 4 January 2020 to 9 January 2022.

The percentage of people testing positive for antibodies at the standard threshold remains high across all 16+ age groups, ranging from 96.4% in people aged over 80 to 98.2% in people aged 70 to 79. The 12 to 15 age group is at 88.0% and within the 8 to 11 age group 53.3% have tested positive for

This document was downloaded from GOV.WALES and may not be the latest version.

Go to <https://gov.wales/coronavirus-covid-19-infection-survey-antibodies-data-3-9-january-2022.html> for the latest version.

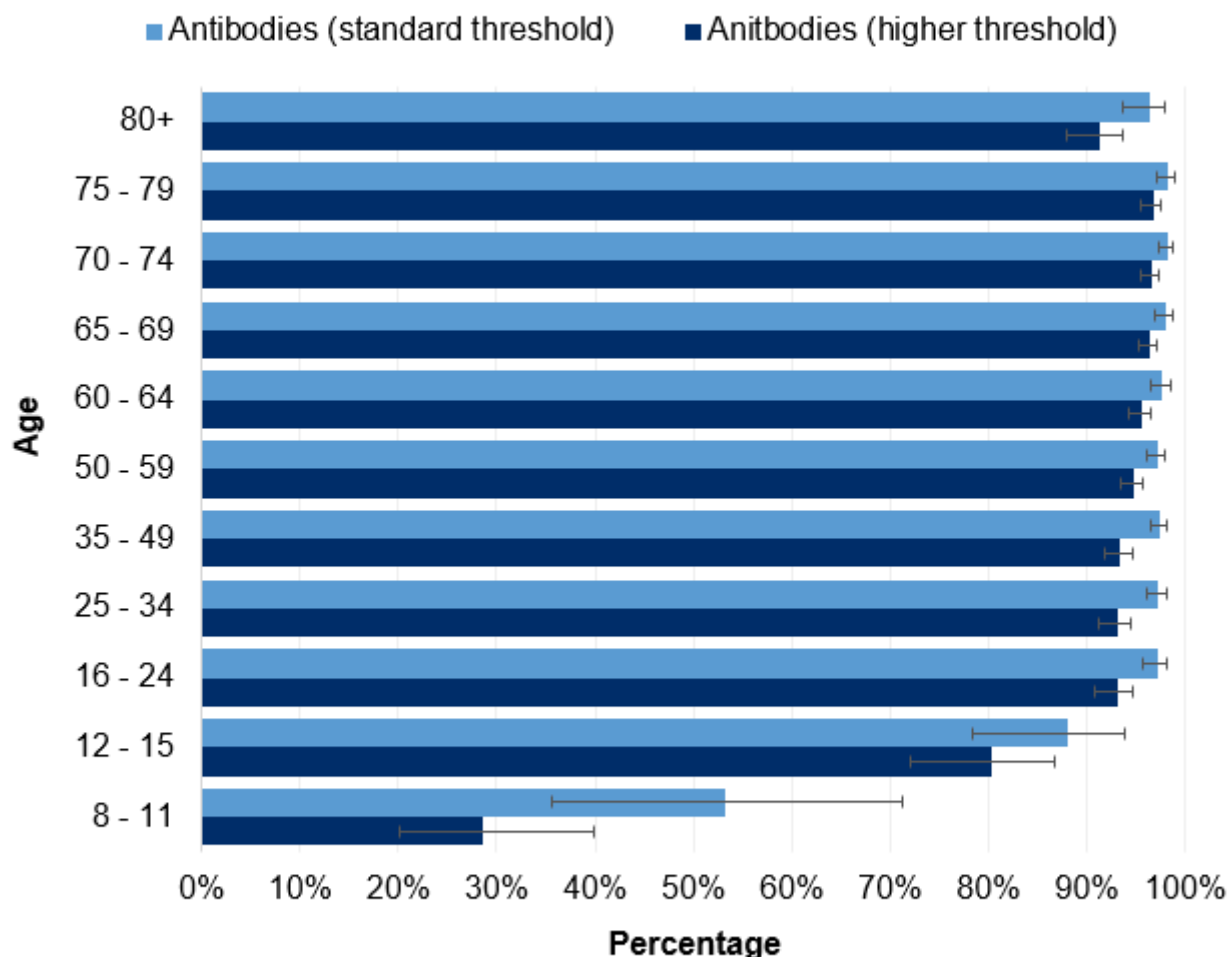
Get [information on copyright](#).

antibodies.

At the higher threshold level, the percentage of people testing positive for antibodies is also high across all 16+ age groups, ranging from 91.3% in people aged over 80 to 96.7% in people aged 75 to 79. The 12 to 15 age group is also high at 80.4% and within the 8 to 11 age group 28.5% have tested positive for antibodies.

Caution should be taken when interpreting these estimates. Credible intervals are wide and the sample size is relatively low, meaning there is uncertainty surrounding these figures.

Chart 2: Estimated proportion of people in Wales who would have tested positive for antibodies by age group, between 3 and 9 January 2022



Source: Coronavirus (COVID-19) Infection Survey, ONS

The bars give estimates for people testing positive for antibodies. The horizontal lines indicate the 95% credible intervals.

The modelled estimates suggest that the percentage of people reporting they have had three or more doses (including boosters) of a COVID vaccine has increased.

Between 3 and 9 January 2022, according to the survey almost 7 out of 10 people (69.5%) aged 16 and over reported they have had three or more doses (including boosters) of a COVID-19 vaccine.

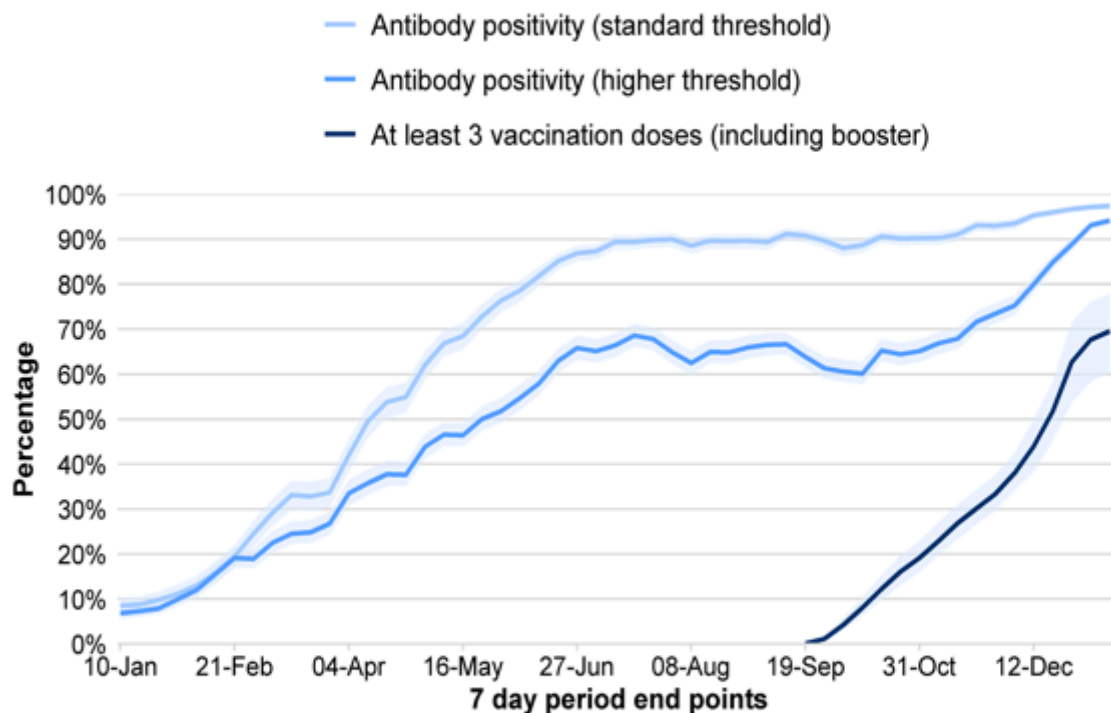
This document was downloaded from GOV.WALES and may not be the latest version.

Go to <https://gov.wales/coronavirus-covid-19-infection-survey-antibodies-data-3-9-january-2022.html> for the latest version.

Get [information on copyright](#).

The vaccinations estimates are not the same as the published figures from [Public Health Wales](#) on recorded vaccinations and do not include residents of care homes, hospitals or other institutional settings. There will be differences between these modelled estimates and the official figures due to differences in coverage, methods and timeliness. The estimates produced from the survey are helpful to compare with other characteristics, such as testing positive for antibodies.

Chart 3: Estimated percentage of the population in Wales reporting receipt of vaccination and testing positive for coronavirus (COVID-19) antibodies from 4 January 2021 to 9 January 2022



Source: Coronavirus (COVID-19) Infection Survey, ONS

The lightest blue line and shading represent the modelled trend and 95% credible intervals for people testing positive for antibodies at the standard threshold and the bright blue line and shading represent the modelled trend and 95% credible intervals for people testing positive for antibodies at the higher threshold. People who reported having had three of more doses (including booster) of a COVID vaccine are represented by the darkest blue line.

This document was downloaded from GOV.WALES and may not be the latest version.

Go to <https://gov.wales/coronavirus-covid-19-infection-survey-antibodies-data-3-9-january-2022.html> for the latest version.

Get [information on copyright](#).

Definitions

Community population

This survey covers people living in private households only and this is referred to as the community population. Residents in hospitals, care homes and/or other institutional settings are excluded.

Credible intervals

A credible interval gives an indication of the uncertainty of an estimate from data analysis. 95% credible intervals are calculated so that there is a 95% probability of the true value lying in the interval.

Positivity rate

The estimated proportion of people who test positive for antibodies against coronavirus (COVID-19) at a point in time.

Surveillance weeks

These are standardised Monday to Sunday weeks, which are used internationally and are useful for comparability. However this approach sometimes results in estimates referring to a period of fewer than 7 days if the full week's data is not available.

Quality and methodology information

Information on the method used to model antibody estimates presented in this publication can be found on the [ONS website](https://gov.wales/coronavirus-covid-19-infection-survey-antibodies-data-3-9-january-2022.html). The model used is based on standardised Monday-Sunday [surveillance weeks](#), as opposed to the 28-day

This document was downloaded from GOV.WALES and may not be the latest version.

Go to <https://gov.wales/coronavirus-covid-19-infection-survey-antibodies-data-3-9-january-2022.html> for the latest version.

Get [information on copyright](#).

periods previously reported on, enabling more timely weekly estimates to be produced. Estimates based on the current model are presented from 4 January 2021 onwards. The final week's modelled estimate is subject to more uncertainty as it is an incomplete week of data and therefore more likely to change when more data becomes available.

The analysis presented is based on blood test results taken from a randomly selected subsample of individuals aged 16 years and over, which are used to test for antibodies against SARS-CoV-2. This can be used to help understand who has had the infection in the past or has developed antibodies as a result of vaccination.

One way the body fights infections like COVID-19 is by producing small particles in the blood called antibodies. It takes between two and three weeks after infection or vaccination for the body to make enough antibodies to fight the infection. Antibodies remain in the blood at low levels, although these levels can decline over time to the point that tests can no longer detect them. Having antibodies can help to prevent individuals from getting the same infection again.

The presence of antibodies is measured to understand who has had coronavirus (COVID-19) in the past and the impact of vaccinations. Once infected, the length of time antibodies remain at detectable levels in the blood is not fully known. It is also not yet known how having detectable antibodies, now or at some time in the past, affects the chance of getting COVID-19 again.

This publication also presents self-reported estimates of the percentage of people who have received one or more doses of a COVID-19 vaccination since 4 January 2021 and estimates of the percentage of people reported to be fully vaccinated since 15 February 2021. These estimates are based on modelling of the people visited in the COVID-19 Infection Survey in the community in a particular time period. The estimates are then adjusted (post-stratified) to be representative of the population.

These estimates are not the same as the **published government figures** on recorded vaccinations and there may be differences between these modelled estimates and the official figures, which are updated more regularly. The estimates produced from the survey are helpful to compare with other

This document was downloaded from GOV.WALES and may not be the latest version.

Go to <https://gov.wales/coronavirus-covid-19-infection-survey-antibodies-data-3-9-january-2022.html> for the latest version.

Get [information on copyright](#).

characteristics, such as testing positive for antibodies.

The [UK coronavirus dashboard](#) includes daily data for the UK and each constituent country on the actual number of people who have received a COVID-19 vaccination. This is based on individual vaccination records (administrative data held by each nation) and should be used to understand progress of the vaccination programme across the UK.

These statistics refer to infections reported in the community, by which we mean private households. These figures exclude infections reported in hospitals, care homes and/or other institutional settings. The population used in this analysis relates to the [community population](#) aged 16 years and over.

It is important to note that there is a significant degree of uncertainty with the estimates. This is because, despite a large sample of participants, the number of positive cases identified is small. Estimates are provided with 95% [credible intervals](#) to indicate the range within which we may be confident the true figure lies.

Further information on antibody test results is published by the [Office for National Statistics \(ONS\)](#) and includes antibody information for England, Wales, Scotland and Northern Ireland. The estimates for [Northern Ireland](#) and [Scotland](#) are published by the respective administrations, as we do here for Wales.

Further information about quality and methodology can be found on the [ONS website](#) and the survey pages on the [Oxford University site](#).

More information about the [COVID-19 Infection Survey in Wales](#).

Well-being of Future Generations Act (WFG)

The Well-being of Future Generations Act 2015 is about improving the social, economic, environmental and cultural wellbeing of Wales. The Act puts in place seven wellbeing goals for Wales. These are for a more equal, prosperous, resilient, healthier and globally responsible Wales, with cohesive communities

This document was downloaded from GOV.WALES and may not be the latest version.

Go to <https://gov.wales/coronavirus-covid-19-infection-survey-antibodies-data-3-9-january-2022.html> for the latest version.

Get [information on copyright](#).

and a vibrant culture and thriving Welsh language. Under section (10)(1) of the Act, the Welsh Ministers must (a) publish indicators (“national indicators”) that must be applied for the purpose of measuring progress towards the achievement of the wellbeing goals, and (b) lay a copy of the national indicators before Senedd Cymru. Under section 10(8) of the Well-being of Future Generations Act, where the Welsh Ministers revise the national indicators, they must as soon as reasonably practicable (a) publish the indicators as revised and (b) lay a copy of them before the Senedd. These national indicators were laid before the Senedd in 2021. The indicators laid on 14 December 2021 replace the set laid on 16 March 2016.

Information on the indicators, along with narratives for each of the well-being goals and associated technical information is available in the [Wellbeing of Wales report](#).

Further information on the [Well-being of Future Generations \(Wales\) Act 2015](#).

The statistics included in this release could also provide supporting narrative to the national indicators and be used by public services boards in relation to their local wellbeing assessments and local wellbeing plans.

Next update

9 February 2022

Contact details

Statistician: Lisa Bloemberg
Telephone: 0300 025 0166
Email: kas.covid19@gov.wales

Media: 0300 025 8099

This document was downloaded from GOV.WALES and may not be the latest version.

Go to <https://gov.wales/coronavirus-covid-19-infection-survey-antibodies-data-3-9-january-2022.html> for the latest version.

Get [information on copyright](#).

SFR 29/2022

This document was downloaded from GOV.WALES and may not be the latest version.

Go to <https://gov.wales/coronavirus-covid-19-infection-survey-antibodies-data-3-9-january-2022-html> for the latest version.

Get [information on copyright](#).

About this document

This document is a copy of the web page [Coronavirus \(COVID-19\) infection survey \(antibodies data\): 3 to 9 January 2022](https://gov.wales/coronavirus-covid-19-infection-survey-antibodies-data-3-9-january-2022.html) downloaded.

Go to <https://gov.wales/coronavirus-covid-19-infection-survey-antibodies-data-3-9-january-2022.html> for the latest version.

This document may not be fully accessible, for more information refer to our [accessibility statement](#).

Get [information on copyright](#).

This document was downloaded from GOV.WALES and may not be the latest version.

Go to <https://gov.wales/coronavirus-covid-19-infection-survey-antibodies-data-3-9-january-2022.html> for the latest version.

Get [information on copyright](#).