



Llywodraeth Cymru  
Welsh Government

STATISTICS

# Sickness absence in the NHS: July to September 2021

Data on sickness absence rates for directly employed NHS staff for July to September 2021.

First published: 16 February 2022

Last updated: 16 February 2022

This document was downloaded from GOV.WALES and may not be the latest version.

Go to <https://gov.wales/sickness-absence-nhs-july-september-2021-html> for the latest version.

Get [information on copyright](#).

# Contents

## [Introduction](#)

---

## [Main points](#)

---

## [Trends in the sickness absence rate](#)

---

## [Sickness absence rate by NHS organisation](#)

---

## [Sickness absence rate by staff group](#)

---

## [Quality and methodology information](#)

---

## [Contact details](#)

---

## Introduction

New information is shown for the quarter ended 30 September 2021. Data for April to June 2021 has been revised.

In response to the current coronavirus (COVID-19) pandemic, additional and timelier **management information** is collected on sickness absence. Which is not collected on the same basis and has not undergone the same level of quality assurance as that published in this quarterly release, and therefore the figures will differ. The official statistics in this release should continue to be considered the authoritative source of data on sickness absence in the NHS in Wales.

Information on **coronavirus and NHS activity and capacity** is published in a weekly update.

This document was downloaded from GOV.WALES and may not be the latest version.

Go to <https://gov.wales/sickness-absence-nhs-july-september-2021-html> for the latest version.

Get [information on copyright](#).

Clinically extremely vulnerable staff on the shielding list, and therefore not in work due to that, are included in the self-isolating count collected in the management information. In these official statistics, NHS staff who are self-isolating or shielding are not counted as being off sick, and are therefore not included in these quarterly sickness absence statistics.

The data is sourced from the NHS Electronic Staff Record provided by Health Education and Improvement Wales (HEIW).

Data included in this release is published on [StatsWales](#).

## Main points

The average sickness absence rate for the 12 months ending September 2021 was 6.1%; a record high. The average had been rising slowly since 2018 but increased noticeably from April 2020 (the start of the pandemic), remaining at about 6.0% before decreasing from January 2021. It has however risen markedly again in recent months.

## Quarter ending 30 September 2021

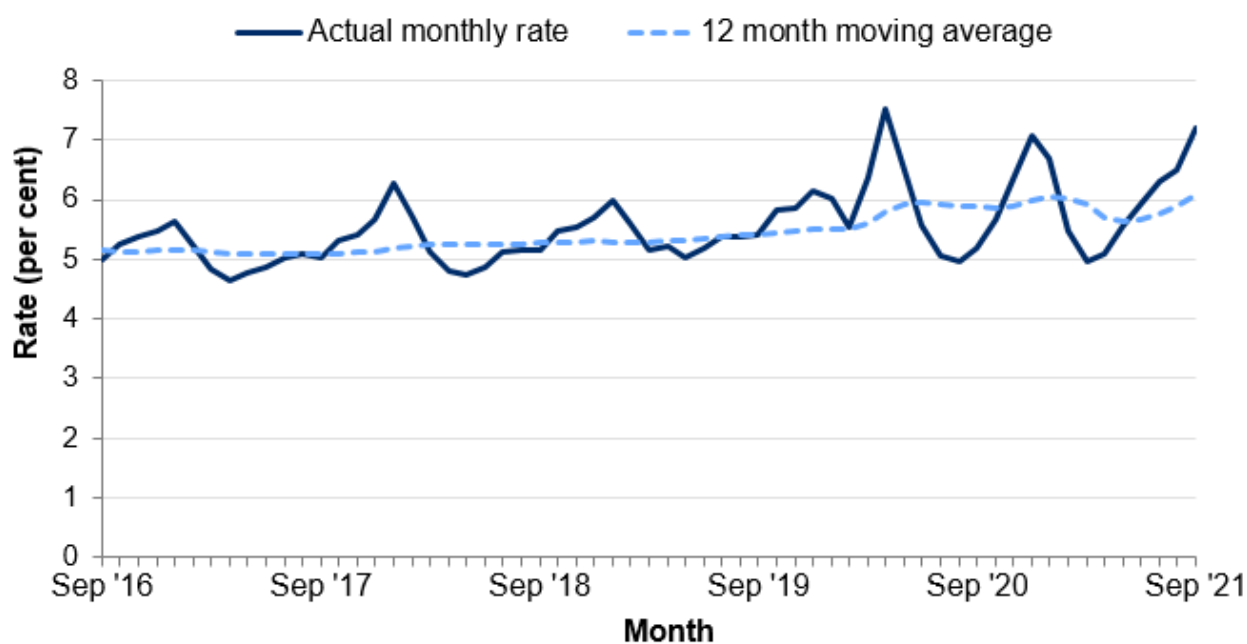
- Sickness absence rate was 6.7% up 1.6 percentage points compared to the quarter ending 30 September 2020. This is the highest quarterly rate on record.
- The Welsh Ambulance Services NHS Trust had the highest sickness absence rate, 10.6%.
- Health Education & Improvement Wales had the lowest sickness absence rate, 1.9%.
- The staff group with the highest sickness absence rate was the Ambulance group, 11.3%.
- The staff group with the lowest sickness absence rate was Medical and Dental staff, 1.6%.

The percentages in this release are rounded to the nearest 0.1; percentage point

changes are calculated based on the unrounded numbers.

## Trends in the sickness absence rate

**Chart 1: Trends in the sickness absence rate in the NHS in Wales by month, September 2016 to September 2021**



Source: Health Education and Improvement Wales

### Sickness absence on StatsWales

Sickness absence shows wide seasonal variation throughout the year with the rate lower in summer and higher in winter. To provide clearer information on long term changes to the rate of sickness absence a 12 month moving average is shown in Chart 1.

The chart shows the 12 month moving average has remained at around 6.0% since May 2020 and started to decrease during the first half of 2021; it has since started to increase again to a record high for the 12 months ending September 2021.

This document was downloaded from GOV.WALES and may not be the latest version.

Go to <https://gov.wales/sickness-absence-nhs-july-september-2021-html> for the latest version.

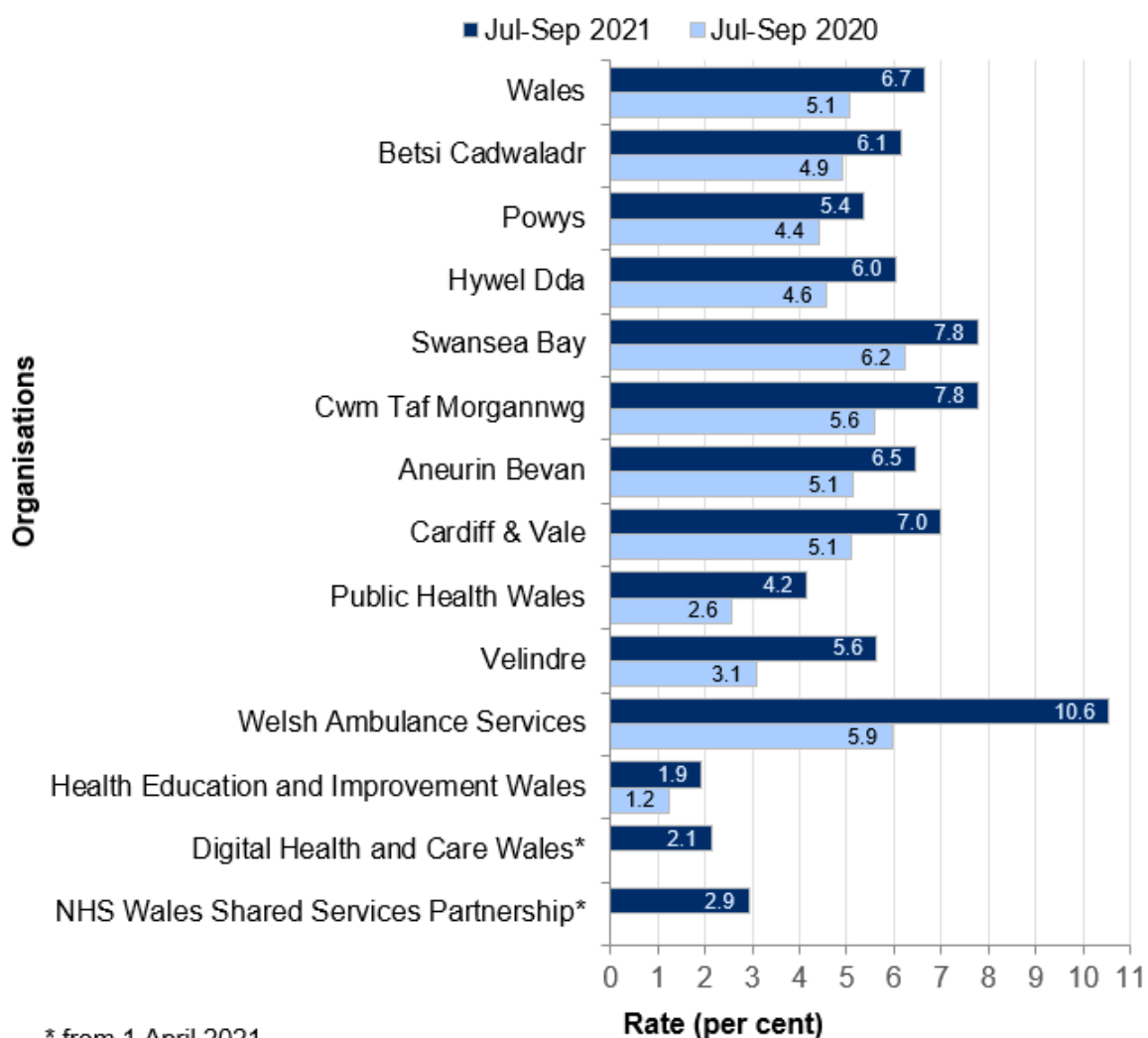
Get [information on copyright](#).

The chart also shows that the sickness absence rate for April 2020 is the highest recorded monthly rate (7.5%) followed by September 2021 (7.2%), given the timing this is more than likely attributed to the original and delta variant waves of COVID-19.

Those NHS staff self-isolating, which includes shielding staff, are not counted as being off sick and are therefore not included in these sickness absence rates. Monthly sickness absence rates by **NHS organisation** and **staff group** can be found on **StatsWales**.

# Sickness absence rate by NHS organisation

**Chart 2: Sickness absence rate in the NHS by organisation, quarter ended 30 September 2021 compared with the previous year**



Source: Health Education and Improvement Wales

## Percentage absent by organisation and date on StatsWales

The Welsh Ambulance Services NHS Trust had the highest sickness absence rate (10.6%) of all NHS organisations this quarter, with the lowest rate being in Health Education and Improvement Wales (1.9%).

This document was downloaded from GOV.WALES and may not be the latest version.

Go to <https://gov.wales/sickness-absence-nhs-july-september-2021-html> for the latest version.

Get [information on copyright](#).

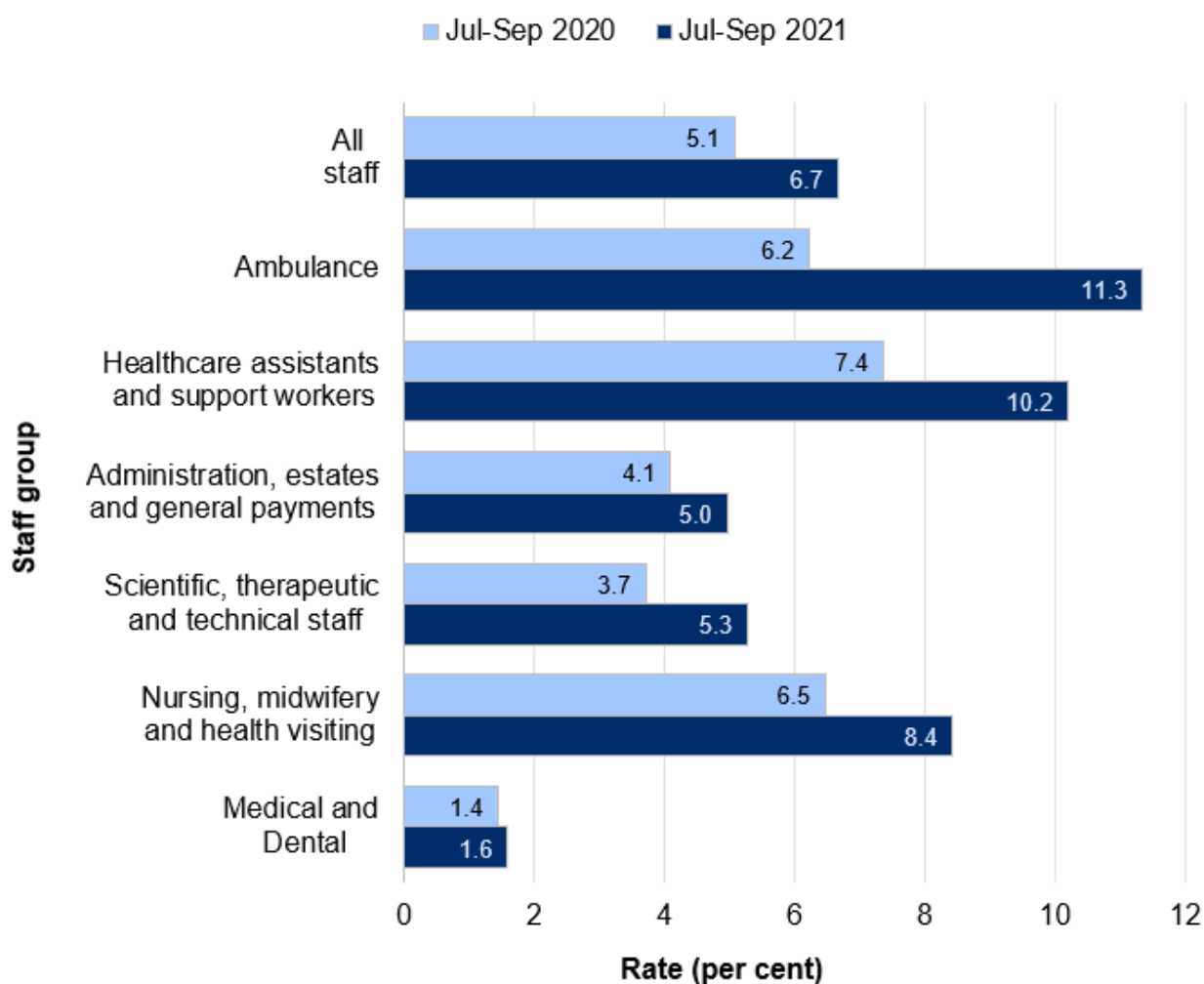
Cwm Taf Morgannwg and Swansea Bay jointly had the highest sickness absence (7.8%) of all local health boards (LHBs) for the quarter ended 30 September 2021, with the lowest rate being in Powys (5.4%).

Compared with the same quarter in 2020, the staff sickness absence rate was higher in all the NHS organisations in Wales.

Data for all organisations is available on [StatsWales](#).

# Sickness absence rate by staff group

**Chart 3: Sickness absence rate in the NHS by staff group, quarter ended 30 September 2021 compared to the previous year**



Source: Health Education and Improvement Wales

## Percentage absent by staff group and date on StatsWales

Of the six staff groups, the Ambulance group had the highest sickness absence rate this quarter (11.3%).

This document was downloaded from GOV.WALES and may not be the latest version.

Go to <https://gov.wales/sickness-absence-nhs-july-september-2021-html> for the latest version.

Get [information on copyright](#).



Medical and Dental staff had the lowest sickness absence rate for this quarter (1.6%) and has done so since data started to be collected in 2009.

In the quarter ended 30 September 2021, the staff sickness absence rate was higher compared with the previous year in all staff groups.

Data for all staff groups is available on [StatsWales](#).

## Quality and methodology information

The data is sourced from the NHS Electronic Staff Record provided by Health Education and Improvement Wales. Further information is available in the [quality report](#).

## Well-being of Future Generations Act

The Well-being of Future Generations Act 2015 is about improving the social, economic, environmental and cultural wellbeing of Wales. The Act puts in place seven wellbeing goals for Wales. These are for a more equal, prosperous, resilient, healthier and globally responsible Wales, with cohesive communities and a vibrant culture and thriving Welsh language. Under section (10)(1) of the Act, the Welsh Ministers must (a) publish indicators (“national indicators”) that must be applied for the purpose of measuring progress towards the achievement of the wellbeing goals, and (b) lay a copy of the national indicators before Senedd Cymru. Under section 10(8) of the Well-being of Future Generations Act, where the Welsh Ministers revise the national indicators, they must as soon as reasonably practicable (a) publish the indicators as revised and (b) lay a copy of them before the Senedd. These national indicators were laid before the Senedd in 2021. The indicators laid on 14 December 2021 replace the set laid on 16 March 2016.

Information on the indicators, along with narratives for each of the wellbeing goals and associated technical information is available in the [Well-being of Wales report](#).

This document was downloaded from GOV.WALES and may not be the latest version.

Go to <https://gov.wales/sickness-absence-nhs-july-september-2021-html> for the latest version.

Get [information on copyright](#).

Further information on the [Well-being of Future Generations \(Wales\) Act 2015](#).

The statistics included in this release could also provide supporting narrative to the national indicators and be used by public services boards in relation to their local wellbeing assessments and local wellbeing plans.

## Next update

18 May 2022

## Contact details

Statistician: Bethan Sherwood  
Telephone: 0300 025 6735  
Email: [stats.healthinfo@gov.wales](mailto:stats.healthinfo@gov.wales)

Media: 0300 025 8099

SFR 50/2022

## About this document

This document is a copy of the web page [Sickness absence in the NHS: July to September 2021](#) downloaded.

Go to <https://gov.wales/sickness-absence-nhs-july-september-2021-html> for the latest version.

This document may not be fully accessible, for more information refer to our [accessibility statement](#).

Get [information on copyright](#).

**This document was downloaded from GOV.WALES and may not be the latest version.**

Go to <https://gov.wales/sickness-absence-nhs-july-september-2021-html> for the latest version.

Get [information on copyright](#).