



Llywodraeth Cymru
Welsh Government

STATISTICS, DOCUMENT

Gypsy and Traveller caravan count: July 2023

This release details the number of caravans, pitches and sites for Gypsy and Traveller populations by local authority and their trends over time.

First published: 15 November 2023

Last updated: 15 November 2023

This document was downloaded from GOV.WALES and may not be the latest version.

Go to <https://www.gov.wales/gypsy-and-traveller-caravan-count-july-2023-html> for the latest version.

Get [information on copyright](#).

Contents

Main points

Caravans by site authorisation

Pitches on local authority sites

Quality and methodology information

Contact details

This document was downloaded from GOV.WALES and may not be the latest version.

Go to <https://www.gov.wales/gypsy-and-traveller-caravan-count-july-2023-html> for the latest version.

Get [information on copyright](#).

Main points

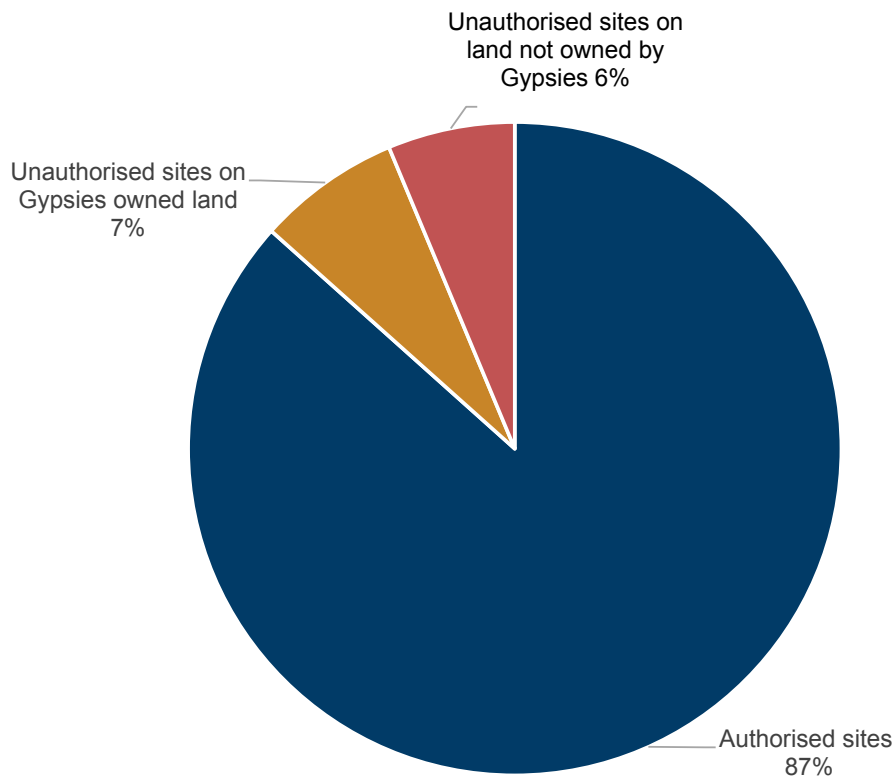
- On 20 July 2023 there were 1,128 Gypsy and Traveller caravans and 150 sites reported in Wales.
- Between July 2022 and July 2023, the total number of Gypsy and Traveller caravans decreased by 3% (38 caravans), and the total number of sites fell by 11% (18 sites).
- Cardiff, Flintshire, Pembrokeshire, and Neath Port Talbot had the highest numbers of caravans; combined these accounted for 49% of all caravans.

Caravans by site authorisation

At the time of the July 2023 count, the total number of Gypsy and Traveller caravans in Wales was 1,128. There were 977 caravans on authorised sites with planning permission, accounting for 87% of all caravans (up from 78% in July 2022). Of these, 593 (61%) were on socially rented sites and 384 (39%) were on privately funded sites.

Figure 1 below shows the breakdown of caravans by authorised and unauthorised status.

Figure 1: Gypsy and Traveller caravans by type of site, July 2023



Description of Figure 1: A pie chart showing the percentage of caravans that are on authorised sites (87%), unauthorised sites on Gypsy owned land (7%) and unauthorised sites on land not owned by Gypsies (6%).

Source: All Wales caravan count (Welsh Government)

There were 80 caravans on unauthorised sites on land owned by Gypsies and Travellers, accounting for 7% of all caravans. A further 71 caravans (6% of all

caravans) were on unauthorised sites on land not owned by Gypsies and Travellers, making a total of 151 caravans on unauthorised sites. This is a 41% decrease in caravans on unauthorised sites since July 2022, when there were 254 caravans on unauthorised sites. The number of unauthorised sites themselves also decreased from 64 in July 2022 to 39 in July 2023.

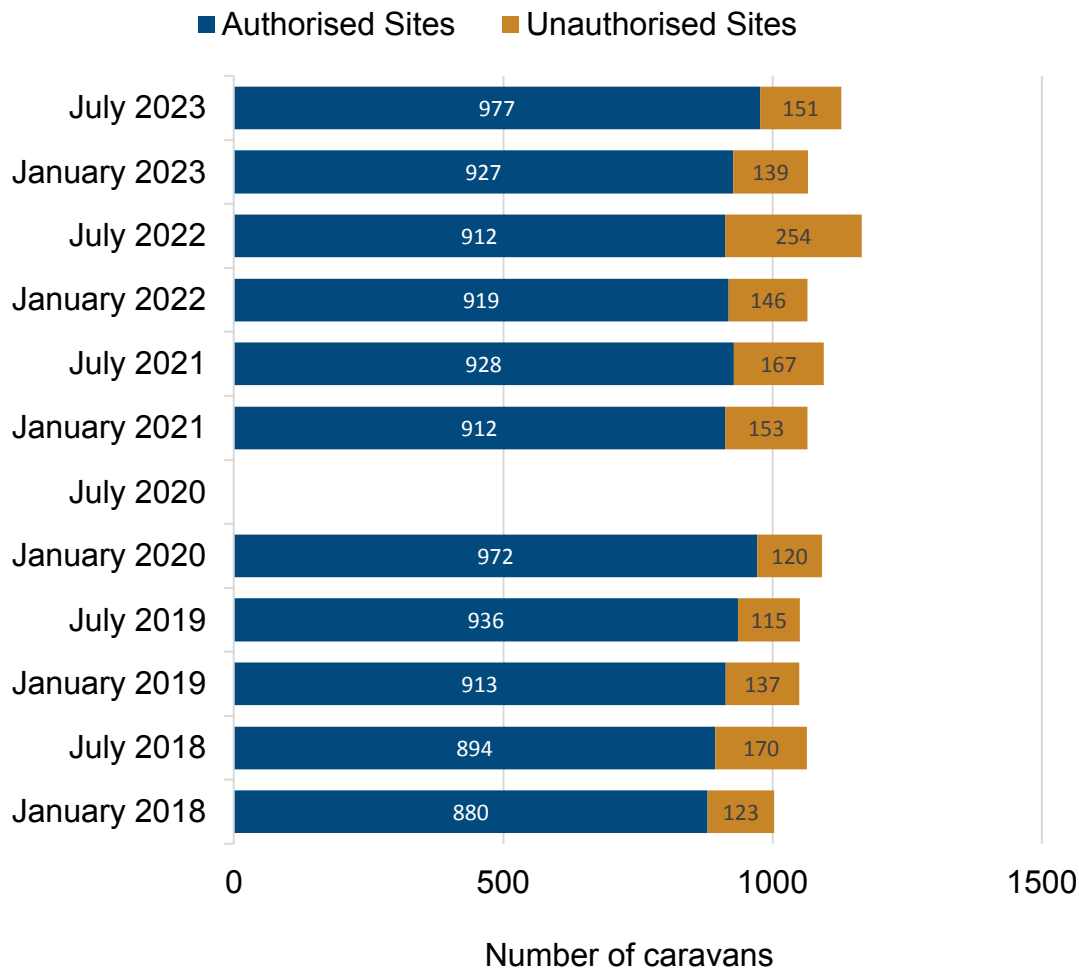
Newport had the highest number of caravans on unauthorised sites (26 caravans, accounting for 17% of all caravans on unauthorised sites).

In some cases, caravans are on sites which are unauthorised but the Local Authority has decided not to seek removal of the encampment. In July 2023 there were 91 caravans on tolerated unauthorised sites. The largest number of these were seen in Vale of Glamorgan where there were 18 caravans on tolerated unauthorised sites. There were 60 caravans on unauthorised sites that were not tolerated in Wales.

Figures 2 and 3 below show, respectively, the number of caravans and sites by site authorisation.

Detailed Local Authority level tables are provided in the ODS spreadsheet found under the data tab. Further background and quality information can be found in the Key Quality Information section. Terms which have a special meaning are explained in the [glossary](#).

Figure 2: Number of Gypsy and Traveller caravans by site authorisation, January 2018 to July 2023 [Note 1] [Note 2]



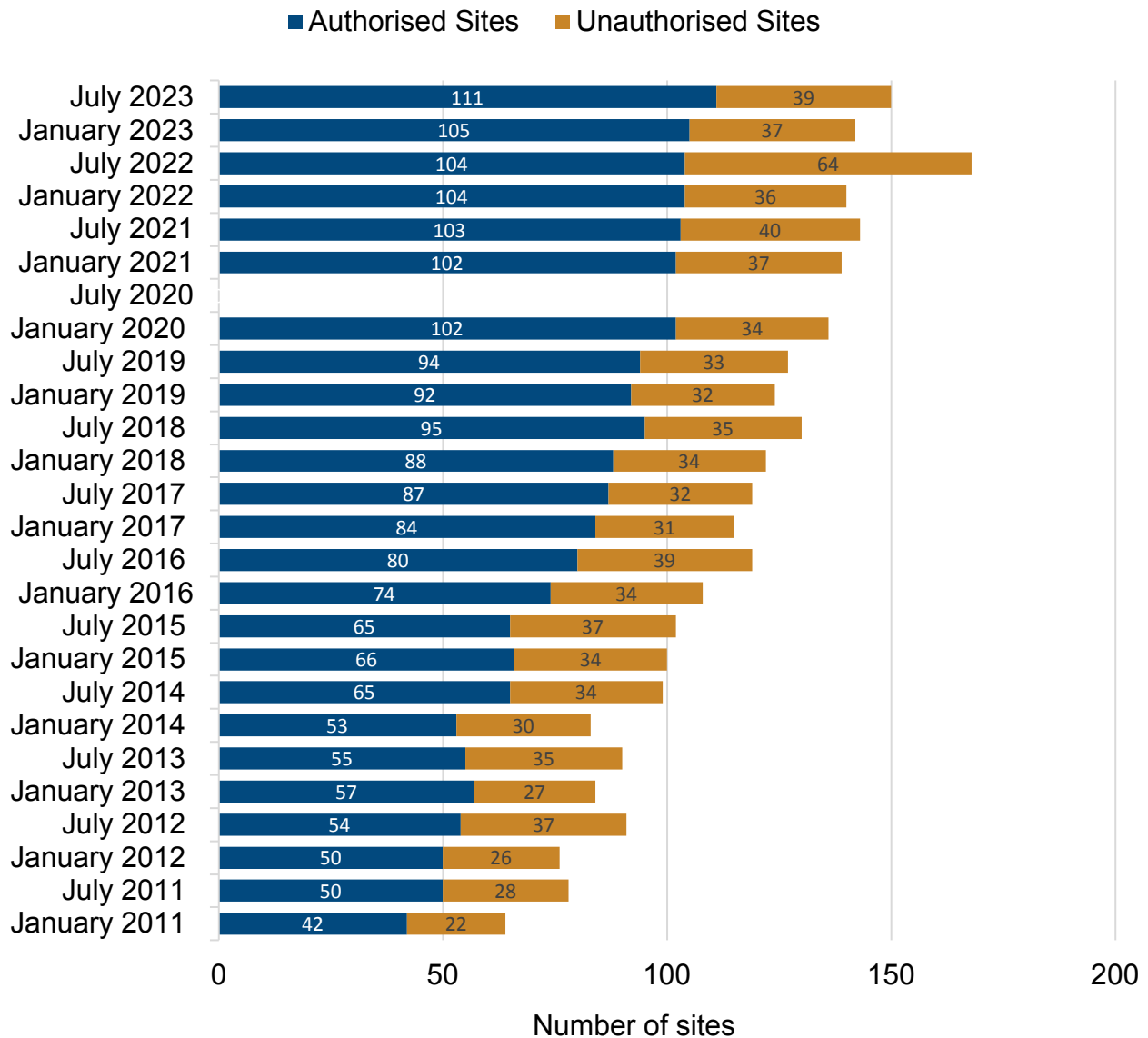
Description of Figure 2: A stacked bar chart showing the number of caravans on authorised and unauthorised sites. Since January 2021, the number of caravans has generally been higher in July than in January. The number of caravans on authorised sites was higher in July 2023 compared to recent years.

Sources: Gypsy and Traveller caravan count, All Wales caravan count (Welsh Government)

[Note 1] Due to the Coronavirus pandemic, the Welsh Government's biannual caravan census count was not conducted in Wales in July 2020.

[Note 2] From January 2021 onwards, the All Wales Caravan Count online data has been used to produce counts of Gypsy and Traveller caravans in Wales. As such, some caution is advised when considering trends across time. Please see [data quality report](#) for more information.

Figure 3: Number of Gypsy and Traveller sites by authorisation, January 2011 to July 2023 [Note 1] [Note 2]



Description of Figure 3: A grouped bar chart showing the number of sites by authorisation. The number of authorised sites has shown a steady increase since January 2011. There was a decrease in the number of unauthorised sites between July 2022 and July 2023.

Source: Gypsy and Traveller caravan count, All Wales caravan count (Welsh Government)

[Note 1] Due to the Coronavirus pandemic, the Welsh Government's biannual caravan census count was not conducted in Wales in July 2020.

[Note 2] From January 2021 onwards, the All Wales Caravan Count online data has been used to produce counts of Gypsy and Traveller caravans in Wales. As such, some caution is advised when considering trends across time. Please see [data quality report](#) for more information.

Pitches on local authority sites

There were 410 pitches on Gypsy and Traveller sites provided by Local Authorities in Wales on 20 July 2023. Of these, 408 were residential pitches and 2 were transit pitches.

Cardiff, Pembrokeshire and Neath Port Talbot had the highest number of pitches provided by Local Authorities (80, 73 and 67 pitches respectively) accounting for over half of the total number of pitches (54%). There were 7 Local Authorities that reported having no pitches on 20 July 2023. At the time of the count, 97% of the residential pitches were occupied.

Table 1 shows a breakdown over time of the number of pitches in Wales.

Table 1: Number of pitches on Gypsy and Traveller sites provided by local authorities [Note 1] by transit / residential status, January 2018 to July 2023 [Note 2] [Note 3]

Date	Residential occupied	Residential vacant	Transit occupied	Transit vacant
January 2018	391	13	0	2
July 2018	384	13	2	0
January 2019	391	9	0	2
July 2019	385	17	2	0
January 2020	389	14	0	2
July 2020	[x]	[x]	[x]	[x]
January 2021	418	15	0	2

This document was downloaded from GOV.WALES and may not be the latest version.

Go to <https://www.gov.wales/gypsy-and-traveller-caravan-count-july-2023-html> for the latest version.

Get [information on copyright](#).

Date	Residential occupied	Residential vacant	Transit occupied	Transit vacant
July 2021	397	10	0	2
January 2022	399	8	0	2
July 2022	394	13	0	2
January 2023	394	13	0	2
July 2023	395	13	0	2

Sources: Gypsy and Traveller caravan count, All Wales caravan count (Welsh Government)

[Note 1] Alternatively known as Socially Rented Sites. Includes sites owned by Registered Social Landlords. Does not include authorised private sites.

[Note 2] Due to the Coronavirus pandemic, the Welsh Government's biannual caravan census count was not conducted in Wales in July 2020.

[Note 3] From January 2021 onwards, the All Wales Caravan Count online data has been used to produce counts of Gypsy and Traveller caravans in Wales. As such, some caution is advised when considering trends across time. Please see

Data Quality report for more information.

Some shorthand is used in this table, [x] = Not Available.

Quality and methodology information

Detailed information on data quality and methodology can be found in the [Gypsy and Traveller Caravan Count quality report](#).

Contact details

Statistician: Andy O'Rourke

Email: stats.inclusion@gov.wales

Media: 0300 025 8099

SFR 98/2022

This document may not be fully accessible.

For more information refer to our [accessibility statement](#).

This document was downloaded from GOV.WALES and may not be the latest version.

Go to <https://www.gov.wales/gypsy-and-traveller-caravan-count-july-2023-html> for the latest version.

Get [information on copyright](#).