



Llywodraeth Cymru  
Welsh Government

## STATISTICS

# Staff directly employed by the NHS: as at 30 September 2021

Data on medical, dental, nursing and midwifery staff, as at 30 September 2021.

**First published:** 16 February 2022

**Last updated:** 16 February 2022

This document was downloaded from GOV.WALES and may not be the latest version.

Go to <https://www.gov.wales/staff-directly-employed-nhs-30-september-2021-html> for the latest version.

Get [information on copyright](#).

# Contents

**Introduction**

**Main points**

**Summary of staff employed**

**Medical and dental staff**

**Nursing, midwifery and health visiting staff**

**Other staff groups**

**Quality and methodology information**

**Contact details**

# Introduction

The NHS is the largest employer in Wales and currently employs more than 103,000 people, in almost 89,000 full-time equivalent (FTE) posts. Data on staff employed by the NHS is available from 1979; however due to changes in the classifications of staff only the overall numbers are strictly comparable over time.

There have been a number of changes to the [NHS occupation manual](#) and several data quality issues identified in recent years. These affect the comparisons over time for some staff groups; further details can be found in the [quality report](#).

The time period covered by this data includes the coronavirus (COVID-19) pandemic. Most of the staff groups at 30 September 2021 included staff on short term or fixed contracts. These included recently retired staff brought in to help during the COVID-19 pandemic.

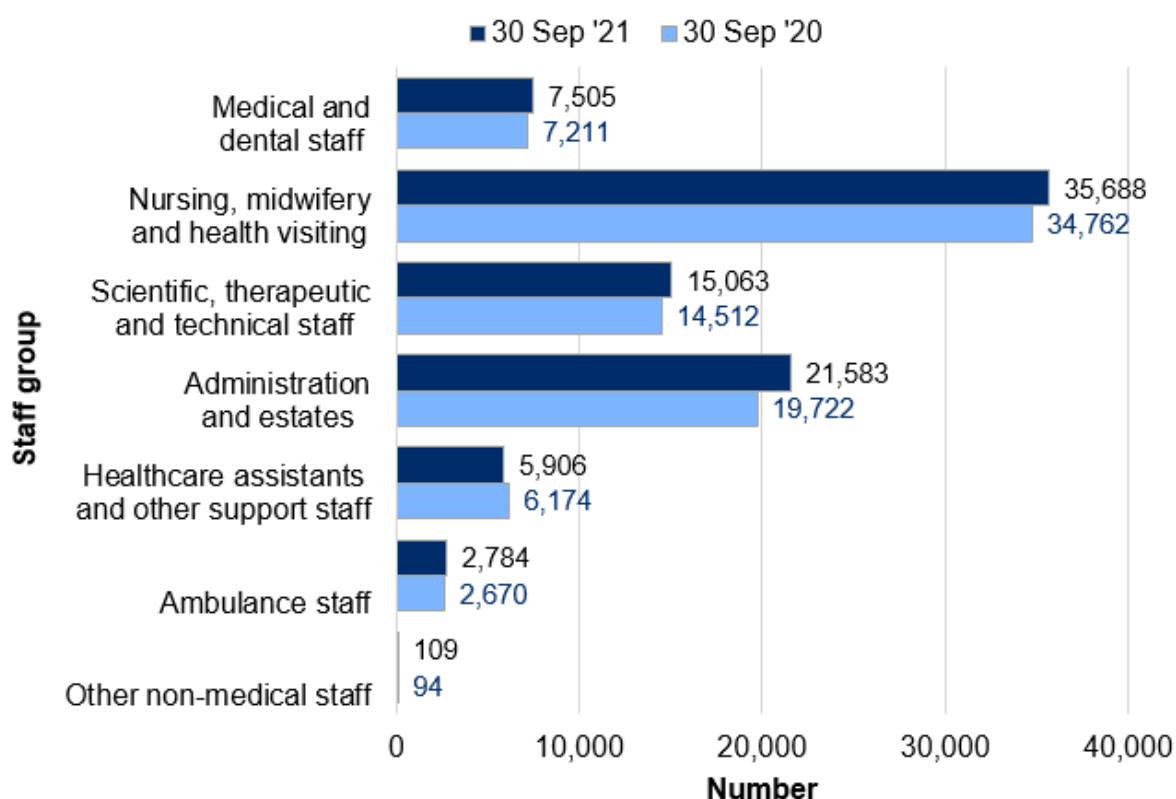
The data exclude [General Medical Practitioners](#) and some [Dental Practitioners](#) as they are independent NHS Contractors.

The data is sourced from the NHS Electronic Staff Record, provided by Health Education and Improvement Wales.

**[Data included in this release is published on StatsWales.](#)**

# Main points

**Chart 1: Number of staff (FTE) directly employed by the NHS in Wales at 30 September 2020 and 30 September 2021, by staff group**



Source: Health Education and Improvement Wales (HEIW)

Between 30 September 2020 and 30 September 2021 (in terms of full-time equivalent numbers):

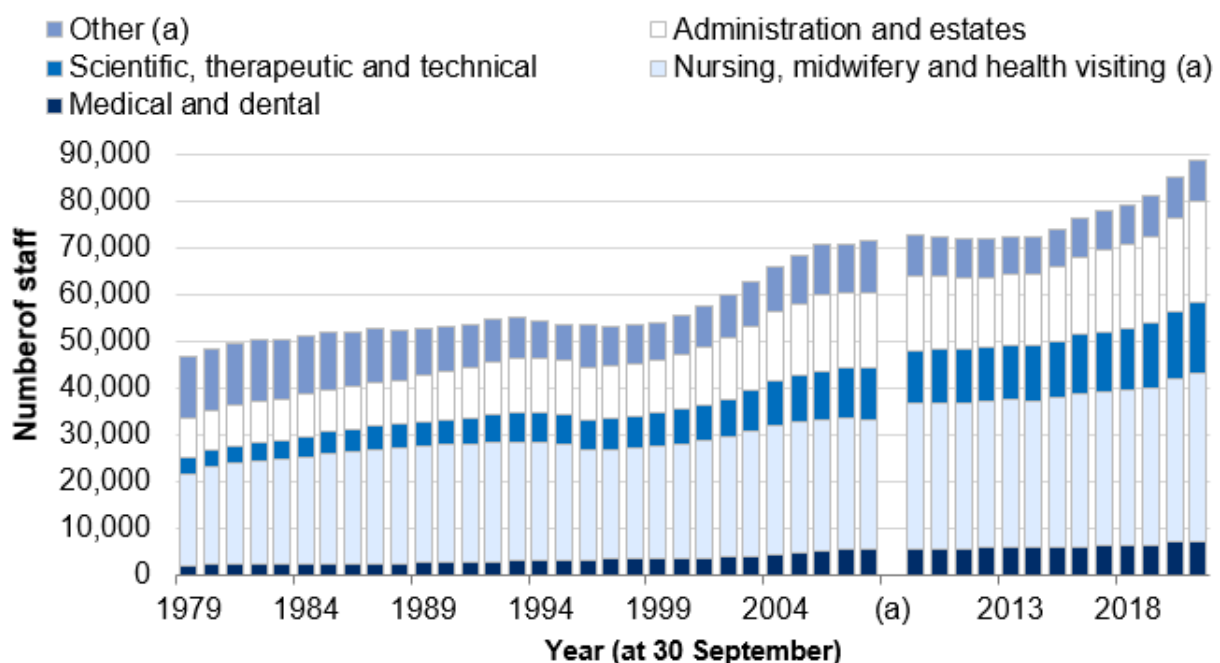
- the total number of staff increased by 3,493 (4.1%) to 88,638
- medical and dental staff increased by 294 (4.1%) to 7,505
- nursing, midwifery and health visiting staff increased by 926 (2.7%) to

35,688

- other staff groups increased by 2,273 (5.3%) to 45,445

## Summary of staff employed

**Chart 2: Number of staff (FTE) directly employed by the NHS in Wales at 30 September, by staff group, 1979 to 2021**



(a) Includes ambulance staff, Health Care Assistants (HCA), support staff and non-medical staff. Following changes to the occupation codes, around 70% of the HCAs are included with nursing, midwifery and health visiting staff from 2009, previously in 'other'. Break in chart to indicate the change.

Source: Health Education and Improvement Wales (HEIW)

The total number of staff directly employed by the NHS (FTE) has gone up from 46,909 in 1979 to 88,638 in 2021, an increase of 89.0%.

The increase of 4.1% in the number of staff between 30 September 2020 and 30

September 2021 is lower than the previous year, but is also likely to be partly due to the recruitment of temporary staff in response to the COVID-19 pandemic.

**Table 1: Number of staff (FTE) directly employed by the NHS in Wales at 30 September 2020 and 30 September 2021, and the percentage change from 30 September 2020**

Staff groups	At 30 September 2020	At 30 September 2021	% change from 2020
<b>Medical and dental</b>			
Hospital medical <sup>1</sup>	6,798	7,096	4.4%
Hospital dental	169	166	-2.3%
Community / public health medical	49	46	-4.8%
Community / public health dental <sup>2</sup>	195	197	1.2%
<b>All medical and dental staff</b>	<b>7,211</b>	<b>7,505</b>	<b>4.1%</b>
<b>Nursing, midwifery and health visiting</b>			
Registered nurses and health visitors	21,898	22,591	3.2%

<b>Staff groups</b>	<b>At 30 September 2020</b>	<b>At 30 September 2021</b>	<b>% change from 2020</b>
<b>Registered midwives</b>	1,377	1,379	0.2%
<b>Support staff <sup>3 4</sup></b>	11,487	11,718	2.0%
<b>All nursing, midwifery and health visiting staff</b>	<b>34,762</b>	<b>35,688</b>	<b>2.7%</b>
<b>Scientific, therapeutic and technical</b>			
<b>Qualified staff</b>	11,164	11,443	2.5%
<b>Support staff</b>	3,347	3,620	8.2%
<b>All scientific, therapeutic and technical staff</b>	<b>14,512</b>	<b>15,063</b>	<b>3.8%</b>
<b>Administration and estates</b>			
<b>Senior Manager / Manager</b>	2,538	2,662	4.9%
<b>Clerical and Administrative</b>	15,770	17,249	9.4%
<b>Maintenance and Works</b>	1,415	1,672	18.1%
<b>All admin &amp; estates staff</b>	<b>19,722</b>	<b>21,583</b>	<b>9.4%</b>

This document was downloaded from GOV.WALES and may not be the latest version.

Go to <https://www.gov.wales/staff-directly-employed-nhs-30-september-2021-html> for the latest version.

Get [information on copyright](#).

Staff groups	At 30 September 2020	At 30 September 2021	% change from 2020
<b>Health Care Assistants and other Support Workers</b>			
Health Care Assistant <sup>3</sup>	94	107	13.6%
Support Worker	6,080	5,799	-4.6%
<b>All HCAs and other support staff</b>	<b>6,174</b>	<b>5,906</b>	<b>-4.3%</b>
<b>Ambulance</b>			
Registered staff	1,151	1,107	-3.8%
Support staff <sup>4</sup>	1,518	1,677	10.4%
<b>All ambulance staff</b>	<b>2,670</b>	<b>2,784</b>	<b>4.3%</b>
<b>Other</b>			
Other non-medical staff <sup>5</sup>	94	109	15.8%
<b>Total</b>	<b>85,145</b>	<b>88,638</b>	<b>4.1%</b>

Source: Health Education and Improvement Wales (HEIW)

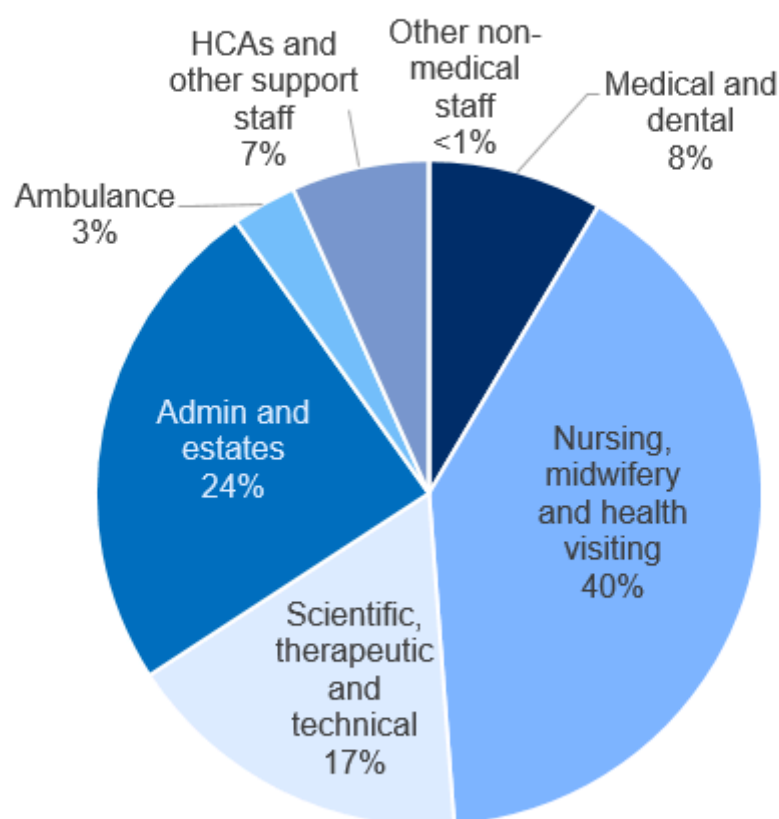
Note: further details on staff groups can be found in the [quality report](#).



- 1 See GP trainees
- 2 See Dentists (non-hospital dental staff)
- 3 See Healthcare Assistants (H1s) and Nursing Assistants / Auxiliaries (N9s)
- 4 See Ambulance personnel
- 5 Staff on general payments, and other non-medical staff. Also see Other staff.

All staff groups except for the Health Care Assistants and other support staff showed an increase in staff numbers from 30 September 2020 to 30 September 2021. It is likely that some staff who were taken on temporarily during the COVID-19 pandemic are still recorded on the ESR system.

**Chart 3: Staff (FTE) directly employed by the NHS in Wales at 30 September 2021**



Source: Health Education and Improvement Wales (HEIW)

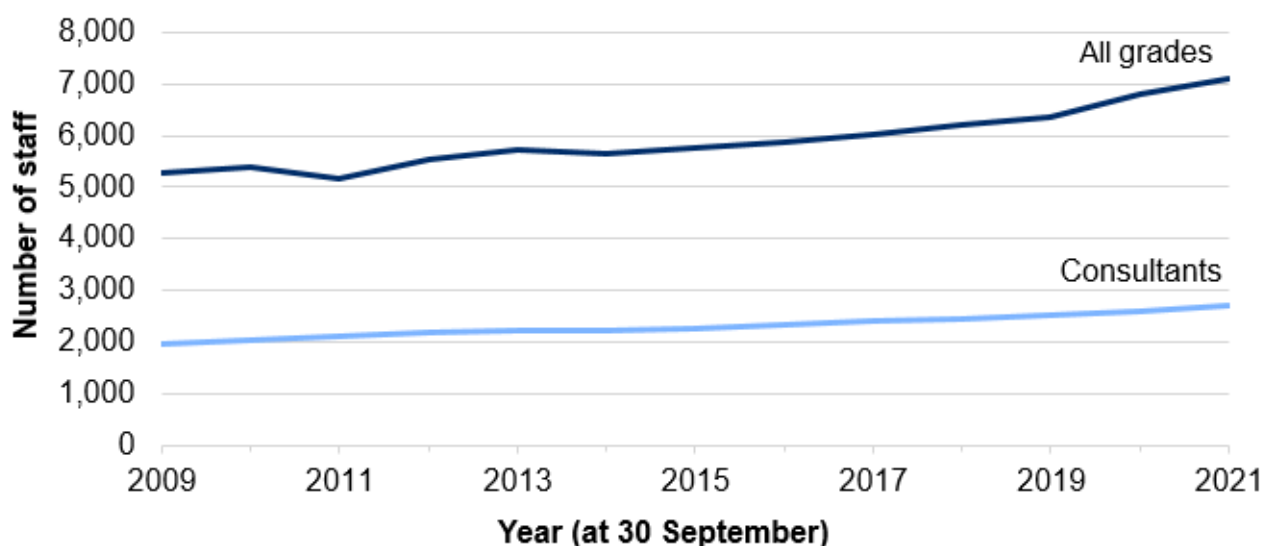
Note: numbers are rounded to the nearest whole number

### **NHS staff summary on StatsWales**

At 30 September 2021, almost half of the staff directly employed by the NHS in Wales were either medical and dental staff, or belonged to the nursing, midwifery and health visiting group. The nursing, midwifery and health visiting group was the largest staff group, accounting for 40% of all staff.

# Medical and dental staff

**Chart 4: Hospital medical staff (FTE) from 2009 to 2021**



Source: Health Education and Improvement Wales (HEIW)

Total hospital medical staff (FTE) have generally increased steadily from 2009, however there has been a more noticeable increase since 30 September 2019. This is also true for medical consultants.

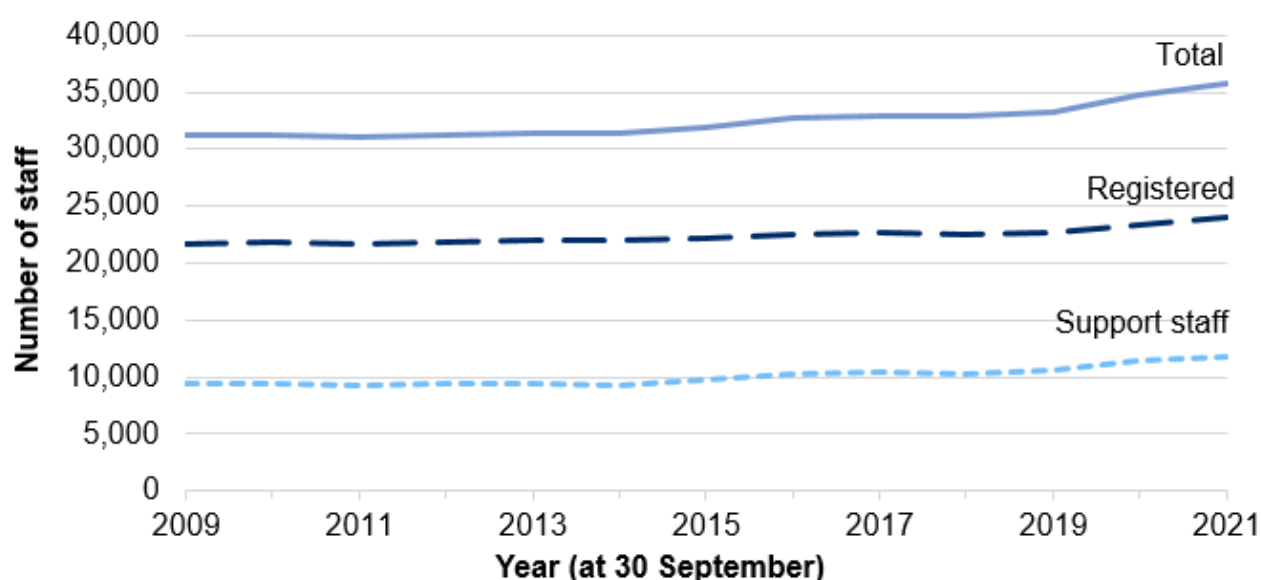
Hospital medical staff (FTE) have increased by 1,805 (34.1%) since 2009, and by 298 (4.4%) since 30 September 2020, to 7,096 at 30 September 2021.

Hospital medical consultants (FTE) have increased by 747 (38.3%) since 2009, and by 87 (3.3%) since 30 September 2020, to 2,699 at 30 September 2021.

Total hospital dental staff (FTE) have remained at around 160 since 2009. Dental consultants (FTE) have also remained fairly consistent in number but have increased by 4 (9.3%) since 30 September 2020, to 49 at 30 September 2021.

# Nursing, midwifery and health visiting staff

**Chart 5: Nursing, midwifery and health visiting staff (FTE) from 2009 to 2021**



Source: Health Education and Improvement Wales (HEIW)

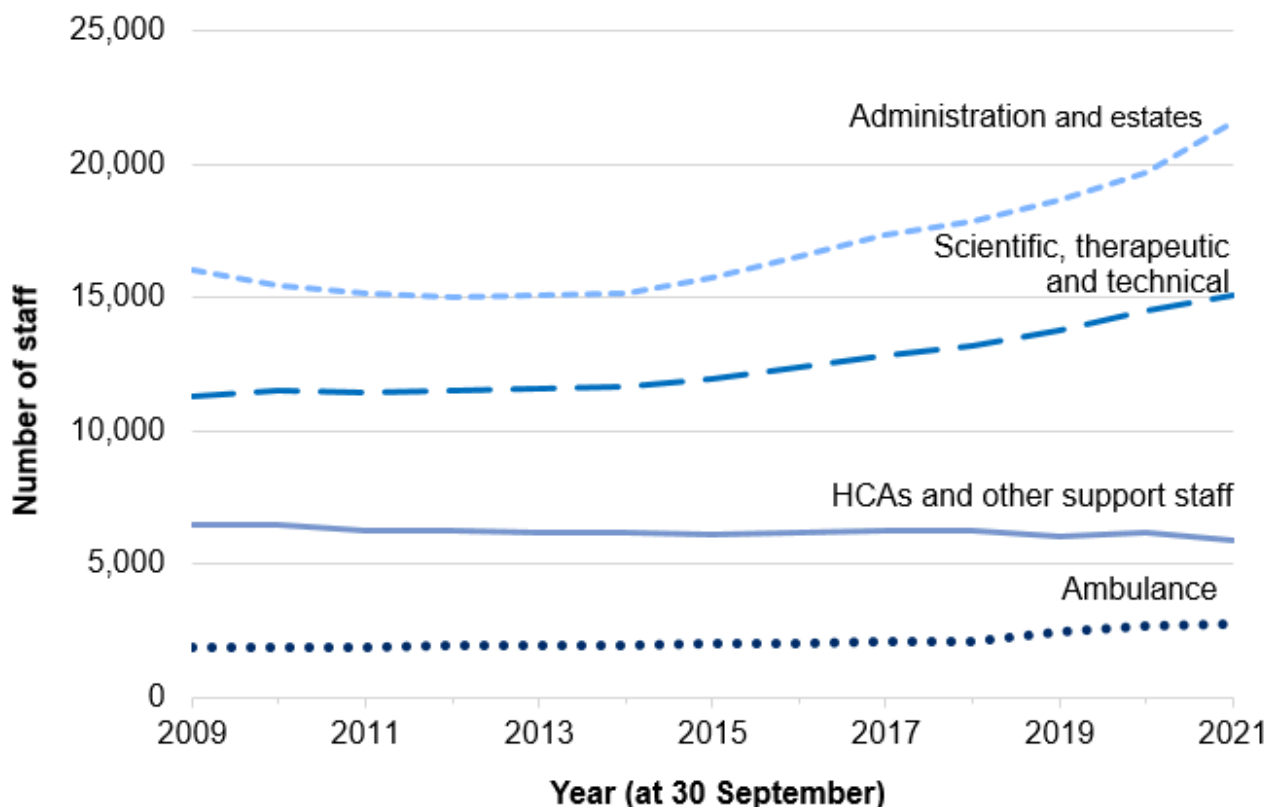
Both registered nursing, midwifery and health visiting staff, and nursing support staff, have generally increased since 2009. Whilst these staff decreased slightly in number in September 2018, there was a marked increase in September 2020 with numbers increasing further by September 2021.

Registered nursing staff (FTE) have increased by 2,223 (10.2%) since 2009 and by 695 (3.0%) since 30 September 2020, to 23,969 at 30 September 2021.

Nursing support staff (FTE) have increased by 2,305 (24.5%) since 2009 and by 231 (2.0%) since 30 September 2020, to 11,718 at 30 September 2021.

## Other staff groups

**Chart 6: Other staff (FTE) from 2009 to 2021**



Source: Health Education and Improvement Wales (HEIW)

### NHS staff on StatsWales

Scientific, therapeutic and technical staff (FTE) have increased by 3,799 (33.7%) since 2009, and by 552 (3.8%) since 30 September 2020, to 15,063 at 30 September 2021. There has been a consistent increase in numbers since 2014.

Administration and estates staff (FTE) have increased by 5,515 (34.3%) since 2009, and by 1,861 (9.4%) since 30 September 2020, to 21,583 at 30 September 2021. Following small decreases from 2009, numbers have

increased each year since 2012. The latest annual increase is the highest percentage increase seen.

Ambulance staff (FTE) have increased by 929 (50.1%) since 2009, and by 114 (4.3%) since 30 September 2020, to 2,784 at 30 September 2021. There was a marked increase of 16.0% from 2018 to 2019 (mainly due to significant changes to the ambulance section of the NHS occupation codes manual, see the [quality report](#) for more information) and a further increase of 9.8% from 2019 to 2020.

Healthcare assistants (HCAs) and other support staff (FTE) have decreased by 594 (9.1%) since 30 September 2009, and by 268 (4.3%) since 30 September 2020 to 5,906 at 30 September 2021; this is partly affected by the re-coding of some HCAs to nursing assistants / auxiliaries, see the [quality report](#) for more information.

More detailed breakdowns within the staff groups, including staff numbers for individual NHS organisations, are available on [StatsWales](#).

## Quality and methodology information

The data is sourced from the NHS Electronic Staff Record provided by Health Education and Improvement Wales. Further information is available in the [quality report](#).

## Well-being of Future Generations Act (WFG)

The Well-being of Future Generations Act 2015 is about improving the social, economic, environmental and cultural wellbeing of Wales. The Act puts in place seven wellbeing goals for Wales. These are for a more equal, prosperous, resilient, healthier and globally responsible Wales, with cohesive communities

and a vibrant culture and thriving Welsh language. Under section (10)(1) of the Act, the Welsh Ministers must (a) publish indicators (“national indicators”) that must be applied for the purpose of measuring progress towards the achievement of the wellbeing goals, and (b) lay a copy of the national indicators before Senedd Cymru. Under section 10(8) of the Well-being of Future Generations Act, where the Welsh Ministers revise the national indicators, they must as soon as reasonably practicable (a) publish the indicators as revised and (b) lay a copy of them before the Senedd. These national indicators were laid before the Senedd in 2021. The indicators laid on 14 December 2021 replace the set laid on 16 March 2016.

Information on the indicators, along with narratives for each of the wellbeing goals and associated technical information is available in the [Well-being of Wales report](#).

Further information on the [Well-being of Future Generations \(Wales\) Act 2015](#).

The statistics included in this release could also provide supporting narrative to the national indicators and be used by public services boards in relation to their local wellbeing assessments and local wellbeing plans.

## Contact details

Statistician: Bethan Sherwood  
Telephone: 0300 025 6735  
Email: [stats.healthinfo@gov.wales](mailto:stats.healthinfo@gov.wales)

Media: 0300 025 8099

SFR 49/2022

**This document may not be fully accessible.**

For more information refer to our [accessibility statement](#).

**This document was downloaded from GOV.WALES and may not be the latest version.**

Go to <https://www.gov.wales/staff-directly-employed-nhs-30-september-2021-html> for the latest version.

Get [information on copyright](#).