



Llywodraeth Cymru  
Welsh Government

STATISTICS, DOCUMENT

# Landfill Disposals Tax statistics: July to September 2024

The quarterly statistical release for Landfill Disposals Tax (LDT) published by the Welsh Revenue Authority (WRA). Data includes the weight of and tax due on waste disposed to landfill.

**First published:** 14 November 2024

**Last updated:** 14 November 2024

This document was downloaded from GOV.WALES and may not be the latest version.

Go to <https://www.gov.wales/landfill-disposals-tax-statistics-july-september-2024-html> for the latest version.

Get [information on copyright](#).

# Contents

[Introduction](#)

[Main points](#)

[Statistician's comment](#)

[Analysis](#)

[Methods used in this release](#)

[Contact details](#)

**This document was downloaded from GOV.WALES and may not be the latest version.**

Go to <https://www.gov.wales/landfill-disposals-tax-statistics-july-september-2024-html> for the latest version.

Get [information on copyright](#).

# Introduction

Landfill Disposals Tax (LDT) is a tax on waste disposed to landfill, charged by weight, and landfill site operators pay the tax. There are 17 **authorised landfill site operators** covering 20 sites. The intention of the tax is to reduce the amount of waste going into landfill and encourage less harmful methods of waste management such as recycling and incineration.

The Welsh Government has set **tax rates** that match those in the rest of the UK for the financial years 2018-19 to 2024-25.

LDT statistics are a valuable source of data on the amount of waste going into landfill. LDT has an important role in the Welsh Government plan to **achieve net zero emissions**.

Forecasting LDT revenues for Wales in future is an important use of LDT statistics. The Office for Budget Responsibility produce **LDT forecasts** to coincide with Welsh Government and UK Government budgets.

The **glossary** defines relevant terms used in this release and has been updated in this edition of the release. Our **key quality information** describes how LDT statistics satisfy the Code of Practice for Statistics.

LDT statistics are **accredited official statistics**. In February 2022, the Office for Statistics Regulation **independently reviewed and accredited these statistics** as complying with the standards of trustworthiness, quality, and value in the **Code of Practice for Statistics**. Accredited official statistics are called National Statistics in the **Statistics and Registration Service Act 2007**.

Our **statistical output policy** explains the policies and procedures we have in place for publishing official statistics. We also publish the **list of posts** which have pre-release access to our statistics, including for LDT.

This document was downloaded from GOV.WALES and may not be the latest version.

Go to <https://www.gov.wales/landfill-disposals-tax-statistics-july-september-2024-html> for the latest version.

Get [information on copyright](#).

[Back to top](#)

## Main points

All analysis in this release; excludes **unauthorised disposals**. To date, the WRA has collected a small amount of tax relating to unauthorised disposals. In this release, we considered whether we could publish statistics on these unauthorised disposals. However, due to the small number of tax cases concluded to date, it is not currently possible. In future we'll continue to review our approach to publishing statistics on unauthorised disposals, as the organisation continues to receive new and progress existing unauthorised disposals cases.

For waste disposed to landfill in the period July to September 2024:

- There were 260 thousand tonnes of authorised disposals. This is a 4% decrease compared with the same period in 2023. A fall in relieved and discounted disposals was mostly offset by increases in standard rate disposals and lower rate disposals. Although standard rate disposals rose from a year earlier, they remain lower than the same period in years prior to that.
- Possible reasons for this trend include:
  - effects of environmental policy in encouraging less harmful methods of waste management such as recycling and incineration
  - variability in the volume of disposals at particular sites where the landfill cells are full or nearly full, and some landfill sites nearing end-of-life
- These disposals resulted in £8.7 million of tax due. This is 10% higher than the tax due for the same period in 2023.
- Fines material accounted for 15% of the weight of waste disposed at the lower rate, the lowest quarterly figure seen to date. Soils and stones accounted for 47%, the highest quarterly figure seen to date. It is unclear if a

This document was downloaded from GOV.WALES and may not be the latest version.

Go to <https://www.gov.wales/landfill-disposals-tax-statistics-july-september-2024-html> for the latest version.

Get [information on copyright](#).

seasonal pattern will emerge in this data, and we will continue to monitor this in future.

- 5 landfill site operators accounted for 97% of the total tax due and this figure was also above 90% in the 3 previous quarters. Before that, the figure varied between 80% and 90%.

[Back to top](#)

## Statistician's comment

Adam Al-Nuaimi, Head of Data Analysis in the WRA, commented on these statistics:

“ The Landfill Disposals Tax due for July to September rose by 10% when compared with the same period a year earlier. This was due to an increase in standard rate disposals in the most recent quarter.

“ However, despite this increase, standard rate disposals remain lower than periods prior to last year, and it is too early to tell what this implies for the overall trend. ”

[Back to top](#)

## Analysis

All analysis in this release excludes **unauthorised disposals**. To date, the WRA has collected a small amount of tax relating to unauthorised disposals. In this release, we considered whether we could publish statistics on these unauthorised disposals. However, due to the small number of tax cases

This document was downloaded from GOV.WALES and may not be the latest version.

Go to <https://www.gov.wales/landfill-disposals-tax-statistics-july-september-2024-html> for the latest version.

Get [information on copyright](#).

concluded to date, it is not currently possible. In future we'll continue to review our approach to publishing statistics on unauthorised disposals, as the organisation continues to receive new and progress existing unauthorised disposals cases.

The analysis in this release includes some statistical corrections that have been applied. The reasons why we make statistical corrections include:

- where we know that information on a tax return is incorrect and we are awaiting a taxpayer amendment to be submitted to us
- where a taxpayer amendment is being reviewed by the LDT operations team for its validity, we may make statistical corrections to undo the effect of the amendment within our statistics

Table 1 below shows percentage changes for the latest quarter against the same period a year earlier. Some percentage changes are large as they are based on small numbers, therefore we advise caution on interpreting any large percentage changes shown.

**Table 1: Weight of waste disposed to landfill and percentage change from previous value a year earlier**

	Disposed weight [thousand tonnes] - Jul to Sep 2023	Disposed weight [thousand tonnes] - Jul to Sep 2024 [provisional]	% change
<b>Standard rate</b>	73	79	9%
<b>Lower rate, of which:</b>	142	146	3%
<b>Fines material</b>	67	22	-68%

This document was downloaded from GOV.WALES and may not be the latest version.

Go to <https://www.gov.wales/landfill-disposals-tax-statistics-july-september-2024-html> for the latest version.

Get [information on copyright](#).

	Disposed weight [thousand tonnes] - Jul to Sep 2023	Disposed weight [thousand tonnes] - Jul to Sep 2024 [provisional]	% change
<b>[note 1]</b>			
Soil and stones [note 2]	28	69	151%
Concrete, bricks, tiles and ceramics [note 2]	18	14	-24%
Other lower rate [note 2]	30	42	39%
Relieved or discounted [note 3]	56	35	-38%
<b>Total</b>	<b>272</b>	<b>260</b>	<b>-4%</b>

**Table 2: Tax due on waste disposed to landfill and percentage change from previous value a year earlier**

	Tax due [£ millions] - Jul to Sep 2023	Tax due [£ millions] - Jul to Sep 2024 [provisional]	% change
Standard rate	7.4	8.2	10%
Lower rate	0.5	0.5	4%

This document was downloaded from GOV.WALES and may not be the latest version.

Go to <https://www.gov.wales/landfill-disposals-tax-statistics-july-september-2024-html> for the latest version.

Get [information on copyright](#).

	Tax due [£ millions] - Jul to Sep 2023	Tax due [£ millions] - Jul to Sep 2024 [provisional]	% change
<b>Total</b>	7.9	8.7	10%
<b>Relieved tax amount [note 4]</b>	0.2	0.1	-42%

### Table 3: Tax due on waste disposed to landfill, by financial year waste was disposed

#### Tax due [£ millions]

Financial year	Lower rate	Standard rate	Total	Relieved tax amount [note 4]
<b>2018-19</b>	1.5	47.1	48.6	0.9
<b>2019-20</b>	1.3	36.0	37.3	0.2
<b>2020-21</b>	1.6	30.4	32.0	0.3
<b>2021-22</b>	1.8	43.3	45.1	0.3
<b>2022-23</b>	1.8	40.4	42.1	0.7
<b>2023-24 [r]</b>	1.9	27.6	29.5	0.6
<b>2024-25 [to date] [p]</b>	0.9	16.7	17.5	0.2

This document was downloaded from GOV.WALES and may not be the latest version.

Go to <https://www.gov.wales/landfill-disposals-tax-statistics-july-september-2024-html> for the latest version.

Get [information on copyright](#).



Source: [Landfill Disposals Tax statistics by reporting period, tax rate and measure on StatsWales](#)

[Note 1] Fines are particles of material produced by a mechanical waste treatment process. Landfill site operators must ensure certain criteria are met for the material to be treated as qualifying fines at the lower rate of tax. Please see the glossary page for further information.

[Note 2] Data for these categories represents non-qualifying fines material, grouped by List of Waste (LoW) code. The groupings used for these three categories is presented in our glossary page.

[Note 3] This includes weight of water removed from disposed waste, which is zero rated, and the weight of all waste which is subject to any LDT relief.

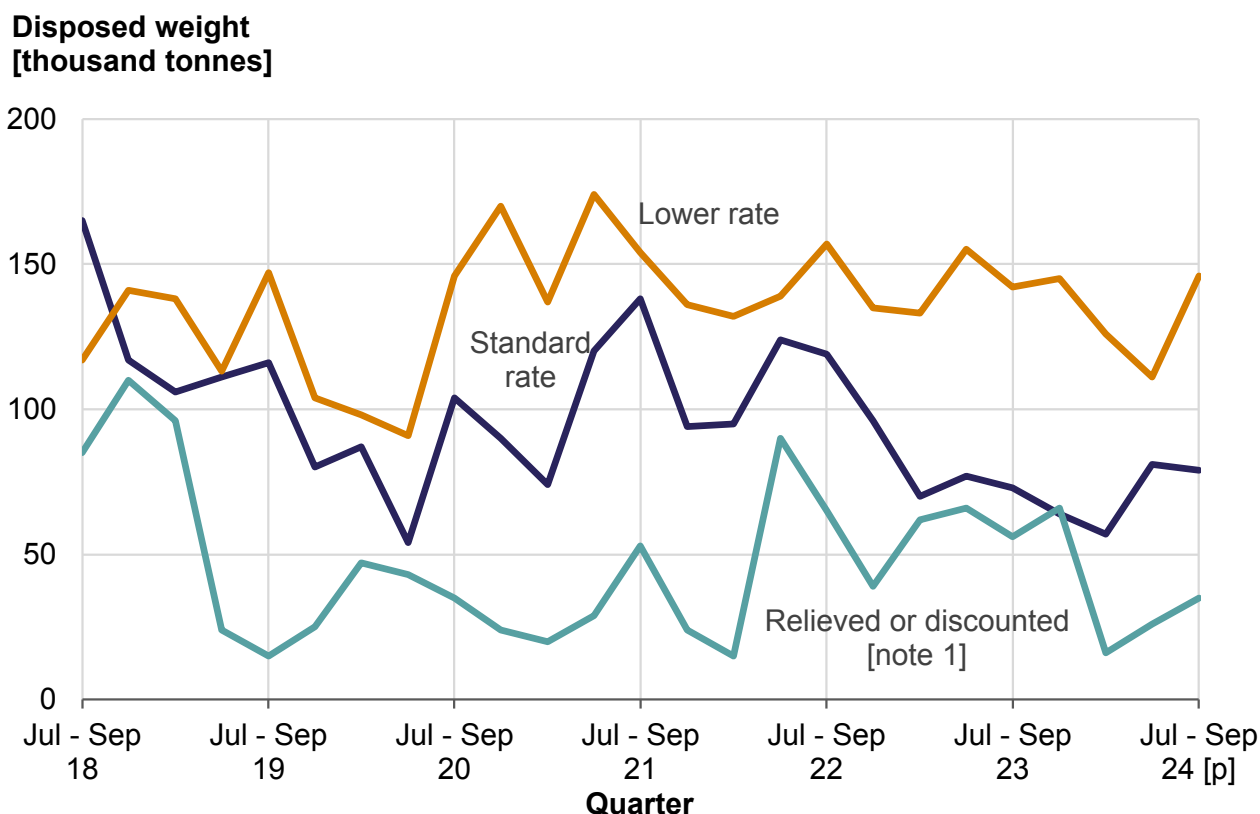
[Note 4] This is the reduction in tax due to the applications of reliefs. The amount does not include any element for water discount, which is not taxed.

**This document was downloaded from GOV.WALES and may not be the latest version.**

Go to <https://www.gov.wales/landfill-disposals-tax-statistics-july-september-2024-html> for the latest version.

Get [information on copyright](#).

**Figure 1: Weight of waste disposed to landfill, by tax rate and quarter**



Description of Figure 1: The line chart shows that since 2018, seasonal variations have generally been seen in the quarterly weight of standard rate disposals, with the latest 2 quarters being higher than each of the 5 quarters previous to that. Lower rate disposals fluctuated, appearing to follow no set pattern, while relieved or discounted disposals were generally low since April 2019 except for the generally higher numbers seen in April to June 2022 and throughout 2023.

Source: [Landfill Disposals Tax statistics by reporting period, tax rate and](#)

## measure on StatsWales

[Note 1] This includes weight of water removed from disposed waste, which is zero rated, and the weight of all waste which is subject to any LDT relief.

[p] The values for July to September 2024 are provisional and will be revised in a future publication.

[r] The values for April to June 2024 have been revised in this publication.

Table 1 shows that in July to September 2024, there were 260 thousand tonnes of authorised disposals. This is 4% lower than the same period in 2023.

Within this total, there were 79 thousand tonnes of disposals at the standard rate, which is 9% higher than the same period a year earlier. Despite this, it remains below the same period two years earlier. Possible reasons for the general decrease from the recent highs in 2021 and 2022 include:

- effects of environmental policy in encouraging less harmful methods of waste management such as recycling and incineration
- variability in the volume of disposals at particular sites where the landfill cells are full or nearly full, and some landfill sites nearing end-of-life

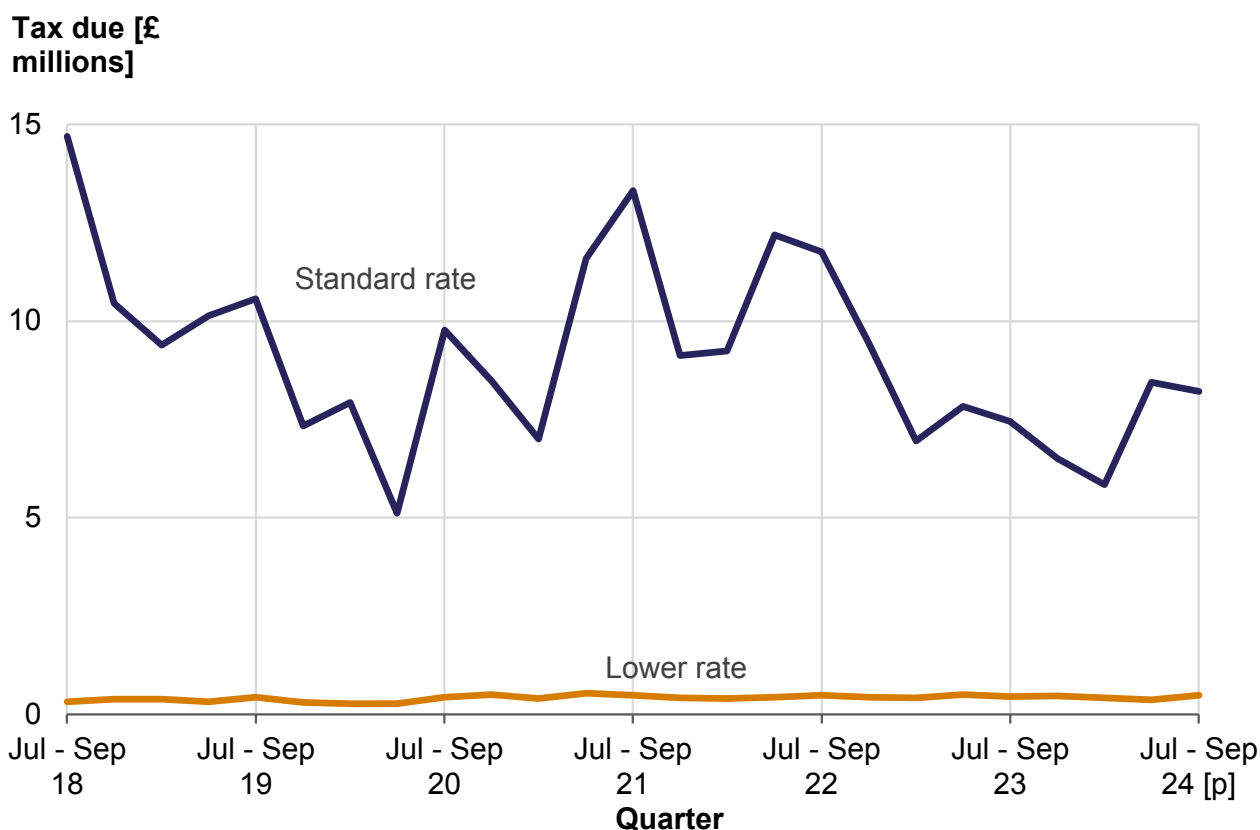
The LDT operations team continue to engage with landfill site operators to understand reasons for trends and to support future commentary.

The 146 thousand tonnes disposed at the lower rate was 3% higher than in July to September 2023. Commentary below Figures 3 and 4 analyses the categories within lower rate data contributing to this trend.

In July to September 2024, the 35 thousand tonnes of relieved or discounted disposals was higher than the previous 2 quarters but lower than the 7 quarters before that. The level of relieved or discounted waste has varied greatly over time. This is usually dependent on circumstances at specific landfill sites. For

example, when a landfill cell becomes full, there could be a temporary higher level of site restoration relief claimed by the operator for materials to cap the cell. Therefore it's not straightforward to determine whether the amounts of relieved or discounted waste will rise or fall in future from historic trends.

**Figure 2: Tax due on waste disposed to landfill, by tax rate and quarter**



Description of Figure 2: The line chart shows that quarterly tax due from standard rate disposals followed a similar seasonal trend to the weight of disposals shown in the previous chart. The tax due from lower rate disposals ranged between £0.3 million and £0.5 million each quarter.

Source: [Landfill Disposals Tax statistics by reporting period, tax rate and measure on StatsWales](#)

[p] The values for July to September 2024 are provisional and will be revised in a future publication.

[r] The values for April to June 2024 have been revised in this publication.

Disposals in July to September 2024 resulted in £8.7 million of tax due. This is 10% higher than the same period in 2023. This trend was largely due to the 9% increase in the weight of standard rate disposals over the same time period. The trends in weight of waste disposed and some possible reasons for this are described under Figure 1.

There is evidence of a seasonal pattern in the data, with shorter days in winter months potentially a factor in the level of disposals.

For July to September 2024, the 5 landfill site operators paying the most tax accounted for 97% of the total tax due, the highest quarterly percentage seen to date. Up to July to September 2023, the figure varied between 80% and 90%, but from October to December 2023, it has remained above 90%.

The relieved tax amount is not shown on the chart but has ranged from very little up to £0.3 million each quarter. This value was £0.1 million in July to September 2024.

## Revisions to the weight of waste disposed and tax due for April to June 2024

As described in the [Methods section of this release](#), our estimation processes result in provisional estimates for the latest quarter being routinely revised in the next edition of the statistical release. These revisions are often relatively small.

This document was downloaded from GOV.WALES and may not be the latest version.

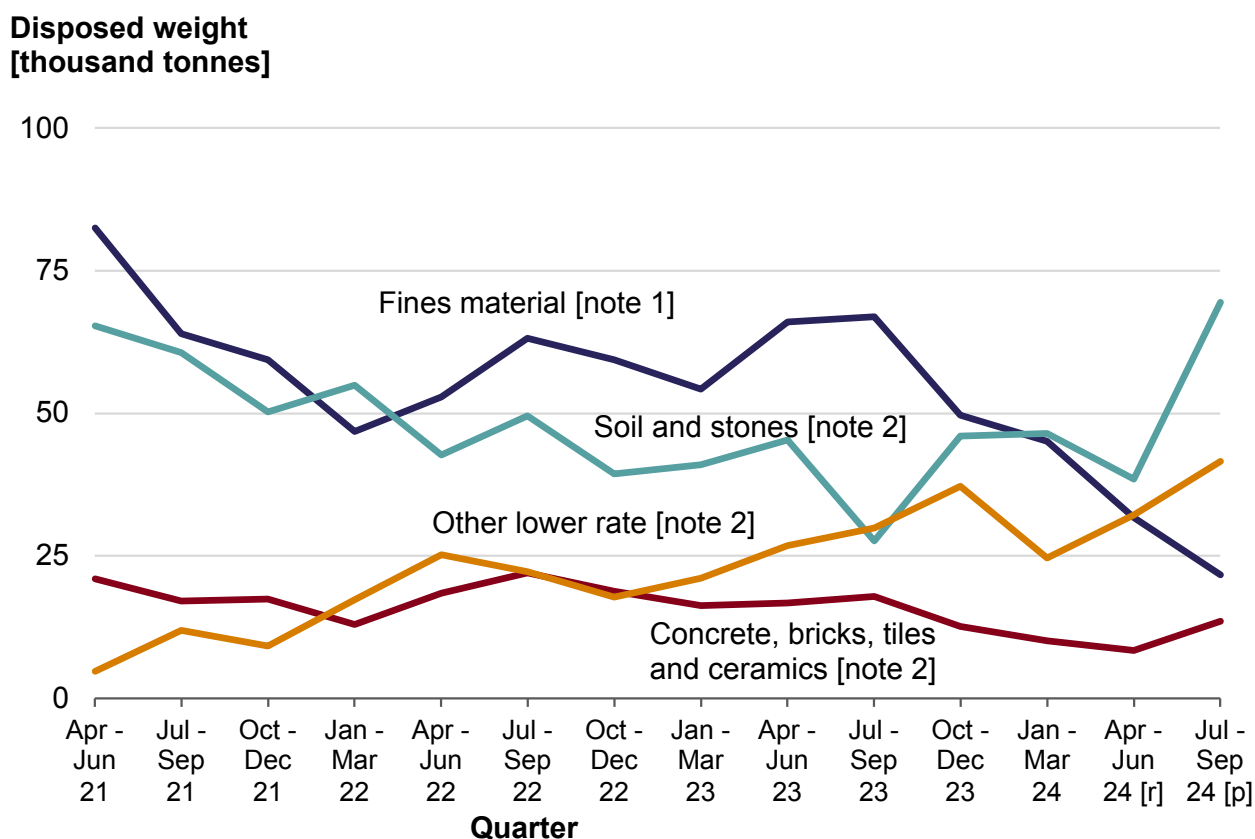
Go to <https://www.gov.wales/landfill-disposals-tax-statistics-july-september-2024-html> for the latest version.

Get [information on copyright](#).

Compared with estimates published in our previous statistical release, we have revised the April to June 2024 data as follows:

- weight of waste disposed at the standard rate revised downwards from 83 thousand tonnes to 81 thousand tonnes.
- weight of waste disposed at the lower rate revised downwards from 115 thousand tonnes to 111 thousand tonnes.
- total tax due was revised downwards from £9.0 million to £8.8 million.

**Figure 3: Weight of lower rate waste disposed to landfill, by type of waste and quarter**



This document was downloaded from GOV.WALES and may not be the latest version.

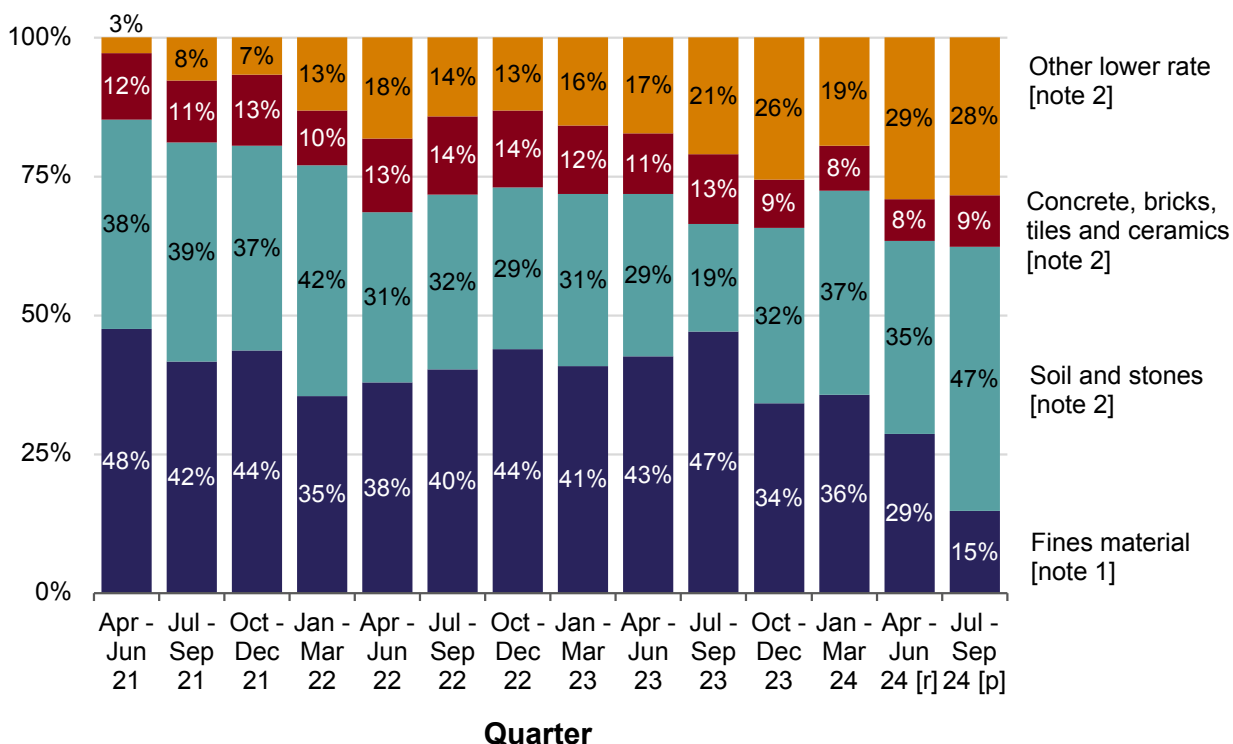
Go to <https://www.gov.wales/landfill-disposals-tax-statistics-july-september-2024-html> for the latest version.

Get [information on copyright](#).

Description of Figure 3: The line chart shows that the disposed weight of fines material has declined in each of the past four quarters to the lowest quarterly figure seen to date in July to September 2024. The weight disposed of soils and stones was considerably higher than in the same quarter a year earlier and was the highest quarterly figure seen to date. 'Other lower rate' has grown over the last three years from minimal contribution to become the second highest category this quarter, whilst 'concrete, bricks, tiles and ceramics' remains the lowest category.

**Figure 4: Percentage of lower rate disposals of each waste type, by quarter**

% of all lower rate waste disposed of



This document was downloaded from GOV.WALES and may not be the latest version.

Go to <https://www.gov.wales/landfill-disposals-tax-statistics-july-september-2024-html> for the latest version.

Get [information on copyright](#).

Description of Figure 4: The bar chart shows that in July to September 2024, the percentage of lower rate weight accounted for by fines material was the lowest quarterly value seen to date. For soils and stones, the percentage was nearly half, the highest quarterly value seen to date. For 'other lower rate', the percentage was the second highest quarterly value seen to date.

Source: [Landfill Disposals Tax statistics by reporting period, tax rate and measure on StatsWales](#)

[Note 1] Fines are particles of material produced by a mechanical waste treatment process. Landfill site operators must ensure certain criteria are met for the material to be treated as qualifying fines at the lower rate of tax. Please see the [glossary page](#) for further information.

[Note 2] Data for these categories represents non-qualifying fines material, grouped by List of Waste (LoW) code. The groupings used for these three categories are presented in our [glossary page](#).

[p] The values for July to September 2024 are provisional and will be revised in a future publication.

[r] The values for April to June 2024 have been revised in this publication.

Table 1 earlier in the release showed that in July to September 2024, 22 thousand tonnes of fines material was disposed at the lower rate of tax. This is 68% lower than the same period a year earlier and the lowest quarterly value seen to date. We expect that at least some of this fall in fines material is a temporary effect at certain sites.

For the weight of soils and stones disposed at the lower rate of tax, there was a 151% increase from the same quarter a year earlier to 69 thousand tonnes, the highest quarterly value seen to date.

Figure 4 shows that since April 2021, the quarterly percentage of lower rate



waste accounted for by fines material varied between 15% and 48%. The lowest and highest values were seen this quarter and April to June 2021 respectively.

Since April 2021, the quarterly percentage of lower rate waste accounted for by soils and stones varied from 19% to 47%. The lowest and highest values were seen in July to September 2023 and this quarter, respectively.

The percentage of lower rate disposals classified as 'other' generally rose from 3% in April to June 2021 to 28% in April to June 2024, the second highest quarterly value seen to date. In future releases, it's likely that we will not be able to provide more detail on this category. This is due to challenges around potentially revealing information on individual operators.

With only several years of data so far, it is unclear if there will be any seasonal patterns in these percentages. We will continue to monitor this in future releases.

#### **Table 4: Percentage of lower rate fines material received under each relevant List of Waste (LoW) code, April 2021 to September 2024**

<b>LoW code</b>	<b>Description</b>	<b>Percentage</b>
19 12 12	Other wastes (including mixtures of materials) from mechanical treatment of wastes other than those mentioned in 19 12 11	80%
19 12 09	Minerals (for example sand, stones)	20%

This document was downloaded from GOV.WALES and may not be the latest version.

Go to <https://www.gov.wales/landfill-disposals-tax-statistics-july-september-2024-html> for the latest version.

Get [information on copyright](#).

---

17 05 04	Soil and stones other than those mentioned in 17 05 03	0%
----------------	--	----

---

We previously received a request to break down data for lower rate fines material by List of Waste code. We then began publishing this table in the October to December 2022 edition of this release. In the releases since, we have updated these approximate percentages to include data for the most recent quarter, which resulted in no change to the percentages. We will continue updating these percentages in a similar way in future.

## Receipts of LDT

We also publish quarterly receipts data for LDT on StatsWales. This data is based on the date the payment was received, sometimes referred to as 'on a cash basis'.

### Landfill Disposals Tax statistics on tax paid, on StatsWales

These data usually differ slightly from the data on tax due. This is because the figures are influenced by the exact accounting periods agreed with the LDT operators and the resulting payment dates. This can lead to payments falling into different quarters to the activity they cover. Generally, figures for cash receipts broadly align with the total due for the previous quarter. Cash receipt data will:

- include very small amounts of penalties and interest paid relating to LDT
- exclude any amounts of unpaid LDT, including penalties and interest. We manage any instances through our debt management processes.

## Accounting adjustments made in a financial year different to that when the waste was disposed

In the spreadsheet published on the headline page, Table 3 contains details of adjustments made to reflect waste disposed in one year that was accounted for in a different year within the WRA financial accounts.

We update Table 3 annually in the edition of the release which follows the publication of the WRA financial accounts. The 2023-24 accounts were published in September 2024 therefore we have updated Table 3 of the spreadsheet in this edition.

Differences between disposal years and accounting years can happen when a taxpayer amendment to the disposals is notified by a landfill site operator. In some situations these amendments may be accepted, or lead to an **enquiry**, after which the amendment may be confirmed, rejected or reversed (if it had previously been accepted). All these scenarios might lead to accounting adjustments. The position may be further complicated by an **appeal to the tribunal** and a consequent further delay in accounting. Accounting adjustments may be made where there is uncertainty whether tax will eventually be due, ahead of the outcome of any appeal to the tribunal being determined.

**[Accounting adjustments made in a financial year different to that when the waste was disposed \(Open Document Spreadsheet, 14 KB\)](#)**

**[Back to top](#)**

This document was downloaded from GOV.WALES and may not be the latest version.

Go to <https://www.gov.wales/landfill-disposals-tax-statistics-july-september-2024-html> for the latest version.

Get [information on copyright](#).

# Methods used in this release

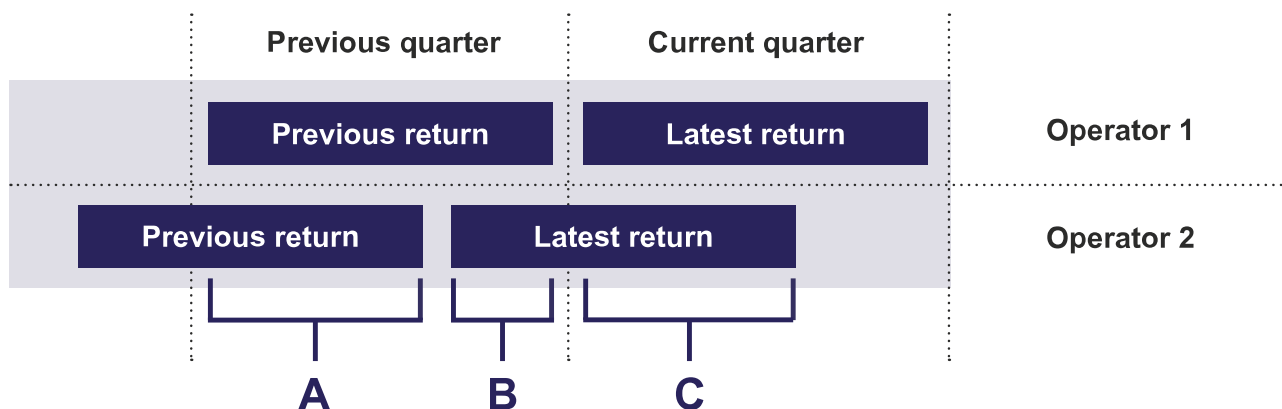
## Estimates for operators with non-standard accounting periods

Most landfill site operators report to the WRA using **standard accounting periods**. These align with the end of our reporting quarters.

A small number of landfill site operators use different start and end dates for reporting to the WRA. We explain here how we account for this issue when producing estimates for the current and previous reporting quarters.

In the example shown below:

- operator 1 has a standard accounting period
- operator 2 has agreed a different accounting period with the WRA. The start and end points are different to our standard reporting quarters.



The diagram shows a timeline of the previous return and latest return for Operators 1 and 2. Letters A, B and C denote parts of the previous and latest return for Operator 2 and how these are used in the calculation.

A + B: two thirds of the previous return and one third of the latest return are used

This document was downloaded from GOV.WALES and may not be the latest version.

Go to <https://www.gov.wales/landfill-disposals-tax-statistics-july-september-2024-html> for the latest version.

Get [information on copyright](#).

to give estimates for the previous quarter.

C: The portion of the return covering the latest period is uplifted to give estimates for the current quarter. The uplift is pro-rata based on the number of days in the current quarter covered by the return.

## Reliefs and discounts

In our [quality information](#), we describe how we introduced a new tax return from April 2021. In the new return, landfill site operators record any **relieved** waste and any **water discounts** in separate parts of the return. In this release, we combine these two categories to present a 'relieved or discounted' category.

In the previous tax return, landfill site operators would initially record relieved waste as lower rate waste then subtract it off in a later part of their return. However, our previous releases would report relieved waste within the 'relieved or discounted' category but not as part of the lower rate category, so this has not led to a change in the presentation of data over time.

In our [quality information](#), we have added new information on the reasons for differences between data from LDT returns and Natural Resources Wales data collection on input and output waste at permitted waste sites. This is relevant for relieved waste.

## Customer insolvency

The LDT system allows for a credit to be made against the tax due for customer insolvency. This is when a customer of the landfill site operator has gone out of business and is unable to pay the operator for the waste disposed to landfill.

Previously, a very small amount of credit was claimed by one operator in the

reporting quarter July to September 2018. However, the WRA rejected this claim and tax was due on this amount.

A small amount of credit was claimed by one operator for the reporting quarter July to September 2019. The WRA approved this claim. In this statistical release, we have subtracted the amount claimed from the total tax due.

## Exempt disposals

Certain disposals of material can be treated as **exempt from LDT** and therefore are not reported to the WRA. We do not collect data on these exempt disposals.

[Back to top](#)

## Contact details

**Statistician: Dave Jones**

**Telephone:** 03000 254 729

**Email:** [data@wra.gov.wales](mailto:data@wra.gov.wales)

Rydym yn croesawu galwadau a gohebiaeth yn Gymraeg / We welcome calls and correspondence in Welsh.

### Media

**Telephone:** 03000 254 770

**Email:** [news@wra.gov.wales](mailto:news@wra.gov.wales)

Rydym yn croesawu galwadau a gohebiaeth yn Gymraeg / We welcome calls and correspondence in Welsh.

**This document was downloaded from GOV.WALES and may not be the latest version.**

Go to <https://www.gov.wales/landfill-disposals-tax-statistics-july-september-2024-html> for the latest version.

Get [information on copyright](#).



**Awdurdod Cyllid Cymru**  
**Welsh Revenue Authority**



**This document may not be fully accessible.**

For more information refer to our [accessibility statement](#).

**This document was downloaded from GOV.WALES and may not be the latest version.**

Go to <https://www.gov.wales/landfill-disposals-tax-statistics-july-september-2024-html> for the latest version.

Get [information on copyright](#).