



Llywodraeth Cymru
Welsh Government

STATISTICS, DOCUMENT

NHS Wales vacancy statistics, on 30 September 2023, (official statistics in development)

This experimental statistical release provides estimates of staff vacancies within NHS Wales.

First published: 24 January 2024

Last updated: 24 January 2024

This document was downloaded from GOV.WALES and may not be the latest version.

Go to <https://www.gov.wales/nhs-wales-vacancy-statistics-30-september-2023-official-statistics-development-html> for the latest version.

Get [information on copyright](#).

Contents

[Introduction](#)

[Main points](#)

[Vacancy rate by staff group](#)

[Vacancy rate by NHS organisation](#)

[Vacancy rate by staff group and NHS organisation](#)

[Quality and methodology information](#)

[Well-being of Future Generations Act \(WFG\)](#)

[Contact details](#)

This document was downloaded from GOV.WALES and may not be the latest version.

Go to <https://www.gov.wales/nhs-wales-vacancy-statistics-30-september-2023-official-statistics-development-html> for the latest version.

Get [information on copyright](#).

Introduction

This release provides estimates of staff vacancies and vacancy rates within NHS Wales on the last day of September 2023.

This is a new data collection process, created in consultation with all NHS organisations and the statistics in this release are considered official statistics that are undergoing a development. These statistics are published as there is wide public interest and we welcome **feedback** on their use.

Any change over time analysis should compare the same date in each year due to the seasonal variations in staff recruitment. Estimates are published by staff group and organisation level for the first time, in this release.

The statistics only include vacancies for staff who would be directly employed by NHS Wales. They do not include primary care contractors such as general medical practitioners (GPs) and NHS dental practitioners

Main points

On 30 September 2023, the estimated number of **full-time equivalent** (FTE) vacancies across NHS Wales was 6,075. The estimated vacancy rate was 6.2%.

- When comparing staff groups, the vacancy rate ranged from 3.5% for the scientific, therapeutic and technical staff group to 10.1% for the medical and dental group (excluding trainees).
- When comparing NHS organisations, the vacancy rate ranged from 1.2% in Cardiff and Vale to 16.5% in Digital Health and Care Wales.

A number of data quality issues are highlighted in the **quality and methodology**

This document was downloaded from GOV.WALES and may not be the latest version.

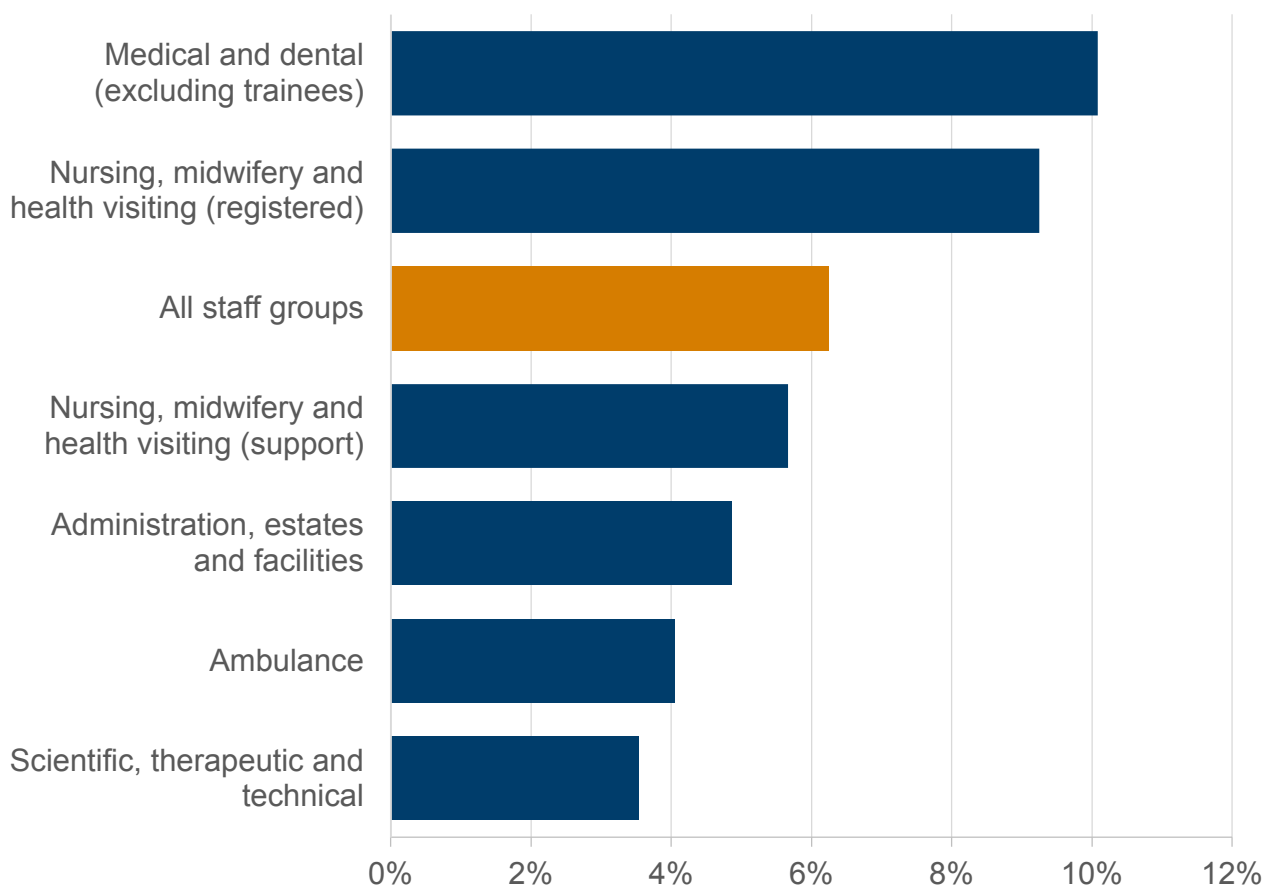
Go to <https://www.gov.wales/nhs-wales-vacancy-statistics-30-september-2023-official-statistics-development-html> for the latest version.

Get [information on copyright](#).

information section. On balance, it is likely that these statistics slightly underestimate the number of vacancies in NHS Wales.

Vacancy rate by staff group

Figure 1: Vacancy rate by NHS Wales staff group, 30 September 2023 [Note 1]



Description of Figure 1: Bar chart showing the vacancy rate varied between

This document was downloaded from GOV.WALES and may not be the latest version.

Go to <https://www.gov.wales/nhs-wales-vacancy-statistics-30-september-2023-official-statistics-development-html> for the latest version.

Get [information on copyright](#).

different staff groups, with the highest rate in the medical and dental group (excluding trainees), nearly three times greater than in the group with the lowest rate, the scientific, therapeutic and technical staff group.

[Note 1] Excludes medical and dental trainees, medical and dental single lead employer trainees and pharmacy single lead employer trainees.

Source: NHS vacancy data collection, Welsh Government

NHS staff vacancies by organisation, staff group and date on StatsWales

On 30 September 2023, the estimated number of full time equivalent (FTE) vacancies by each staff group was:

506 in medical and dental staff (excluding trainees), with an estimated vacancy rate of 10.1%.

2,581 in registered nursing, midwifery and health visiting staff, with an estimated vacancy rate of 9.3%.

772 in nursing, midwifery and health visiting support staff, with an estimated vacancy rate of 5.7%.

601 in scientific, therapeutic and technical staff, with an estimated vacancy rate of 3.5%.

1,479 in administration, estates and facilities staff, with an estimated vacancy rate of 4.9%.

137 in ambulance staff, with an estimated vacancy rate of 4.1%.

Vacancy rate by NHS organisation

This document was downloaded from GOV.WALES and may not be the latest version.

Go to <https://www.gov.wales/nhs-wales-vacancy-statistics-30-september-2023-official-statistics-development-html> for the latest version.

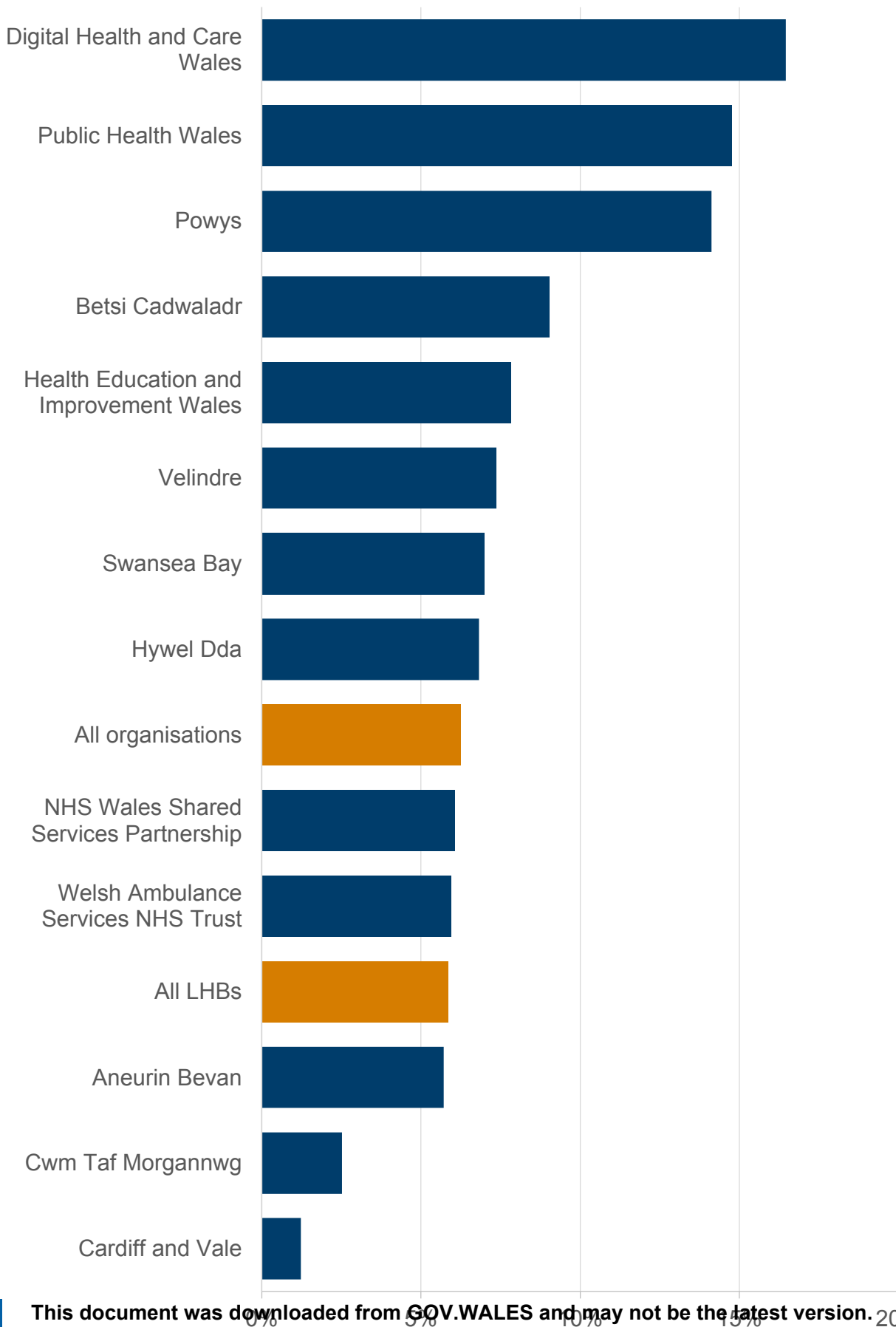
Get [information on copyright](#).

Figure 2: Vacancy rate by NHS organisation, 30 September 2023 [Note 1]

This document was downloaded from GOV.WALES and may not be the latest version.

Go to <https://www.gov.wales/nhs-wales-vacancy-statistics-30-september-2023-official-statistics-development-html> for the latest version.

Get [information on copyright](#).



This document was downloaded from GOV.WALES and may not be the latest version.

Go to <https://www.gov.wales/nhs-wales-vacancy-statistics-30-september-2023-official-statistics-development-html> for the latest version.

Get [information on copyright](#).

Description of Figure 2: Bar chart showing large variation in the vacancy rate among NHS organisations; the rate was lowest in Cardiff and Vale, more than fifteen percentage points lower than the rate in the organisation with the highest rate, Digital Health and Care Wales.

[Note 1] Excludes medical and dental trainees, medical and dental single lead employer trainees and pharmacy single lead employer trainees.

Source: NHS vacancy data collection, Welsh Government

NHS staff vacancies by organisation, staff group and date on StatsWales

On 30 September 2023, the estimated vacancy rate was 6.2% for all NHS organisations but ranged from 1.2% in Cardiff and Vale to 16.5% in Digital Health and Care Wales.

The vacancy rate for the seven local health boards combined was 5.9%, marginally lower than the rate for all NHS organisations. The vacancy rates in Cardiff and Vale (1.2%), Cwm Taf Morgannwg (2.5%) and Aneurin Bevan (5.7%) were lower than the average rate for all NHS organisations, while the rates for Hywel Dda (6.8%), Swansea Bay (7.0%), Betsi Cadwaladr (9.0%), and Powys (14.1%) were all higher than the average rate for all organisations.

Vacancy rate by staff group and NHS organisation

Organisations with budgets for fewer than ten FTE staff in the staff group are not included in the charts but data is published for these on the linked StatsWales tables.

This document was downloaded from GOV.WALES and may not be the latest version.

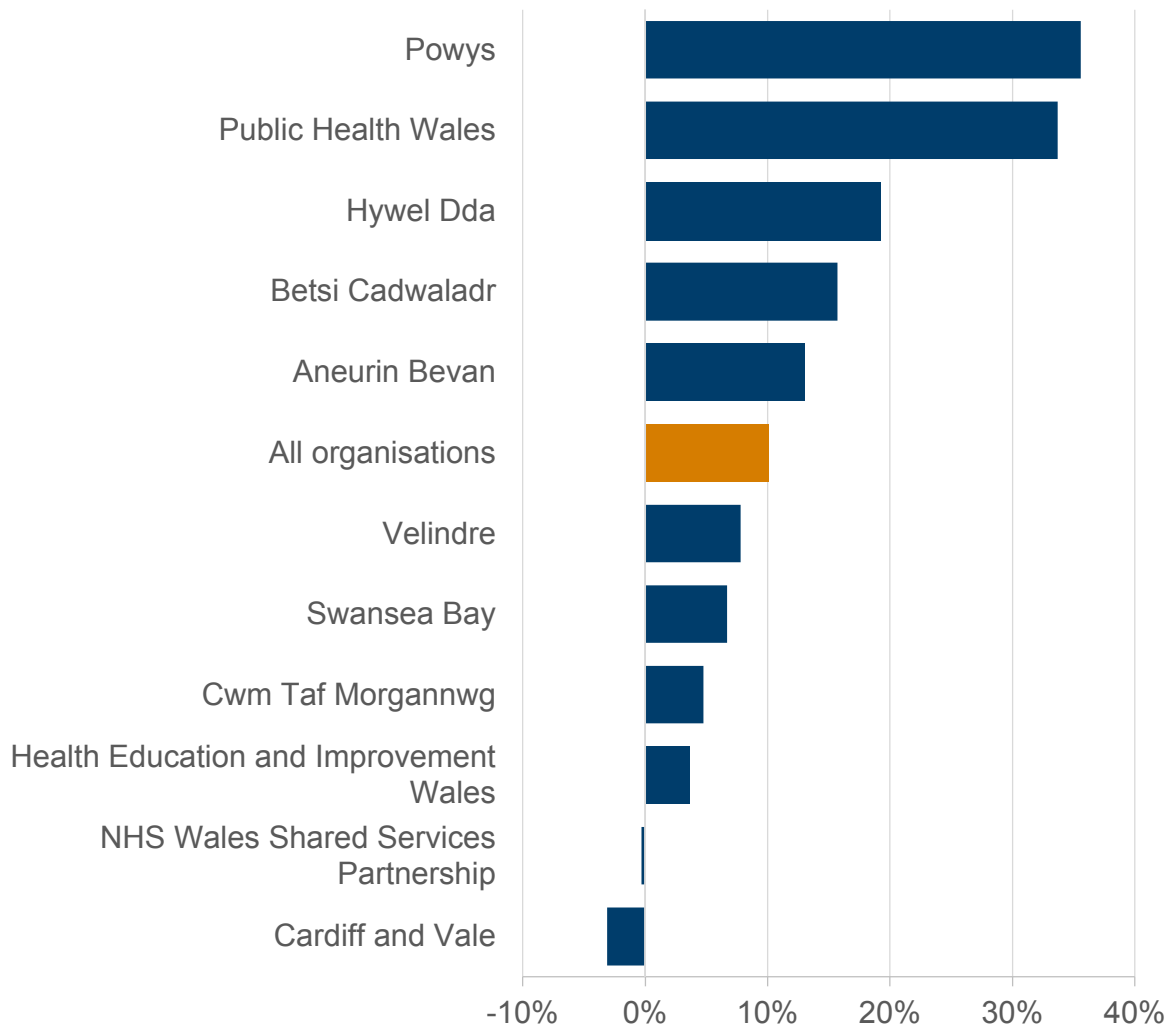
Go to <https://www.gov.wales/nhs-wales-vacancy-statistics-30-september-2023-official-statistics-development-html> for the latest version.

Get [information on copyright](#).

No chart is included for the ambulance staff group as the large majority of staff in this group are employed by the Welsh Ambulance Services NHS Trust, which is shown in Figure 2.

Negative vacancy rates can occur where the number of FTE staff in post exceeded the budgeted number of FTE staff. Some reasons why this may happen are explained in the [quality and methodology information](#) section.

Figure 3: Vacancy rate by organisation, medical and dental staff (excluding trainees), 30 September 2023 [Note 1]



Description of Figure 3: Bar chart showing large variation in the vacancy rate for the medical and dental staff group among NHS organisations; the rate was lowest (and negative) in Cardiff and Vale, more than thirty percentage points lower than the rate in the organisation with the highest rate, Powys.

This document was downloaded from GOV.WALES and may not be the latest version.

Go to <https://www.gov.wales/nhs-wales-vacancy-statistics-30-september-2023-official-statistics-development-html> for the latest version.

Get [information on copyright](#).

[Note 1] Welsh Ambulance Services NHS Trust is not shown in the chart as its budget for medical and dental staff was fewer than ten FTE. Other organisations are not shown as they had no budget for this staff group.

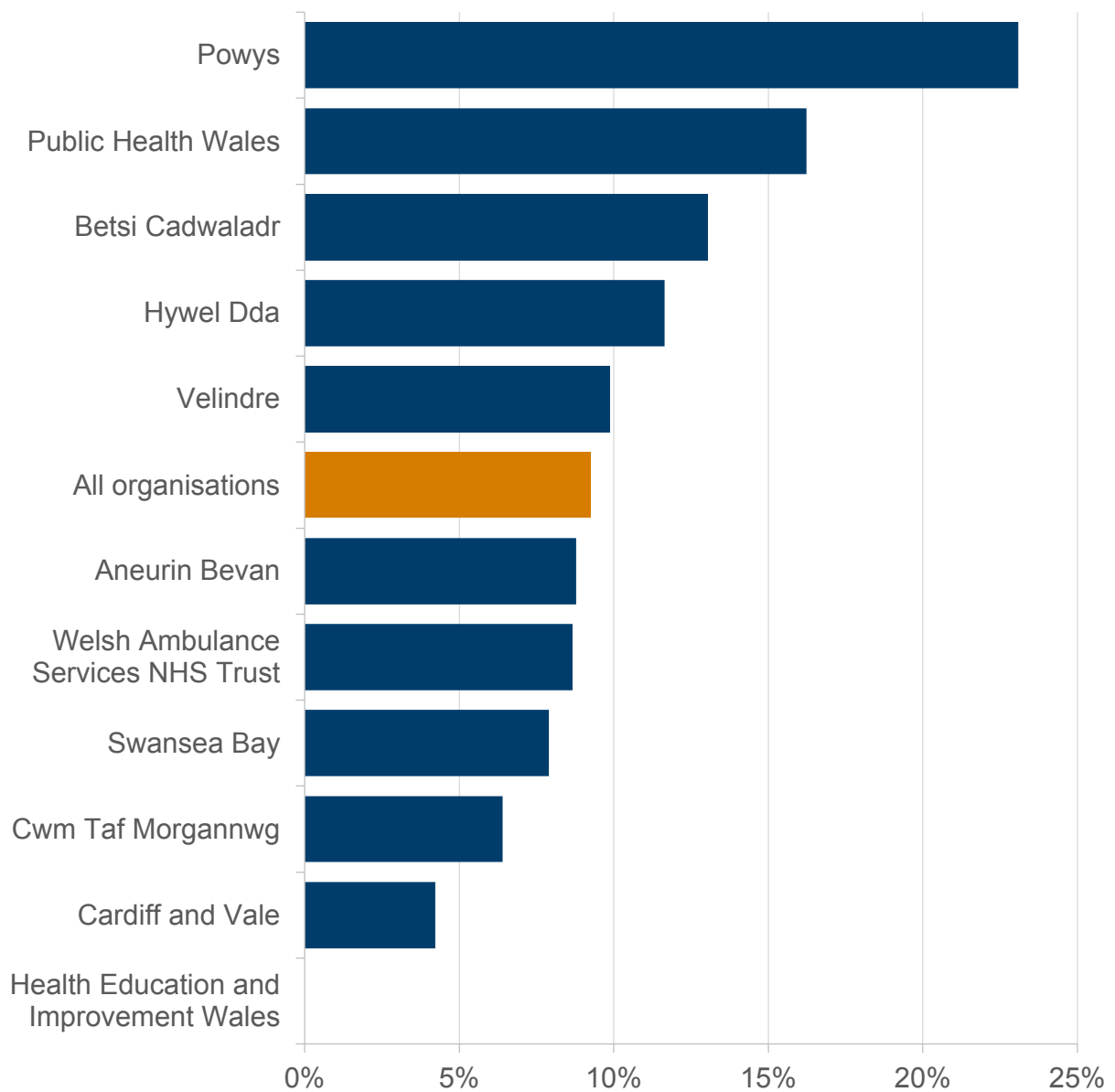
Source: NHS vacancy data collection, Welsh Government

NHS staff vacancies by organisation, staff group and date on StatsWales

On 30 September 2023, the estimated number of FTE vacancies for the medical and dental staff group was 506 across all NHS organisations.

The average vacancy rate was 10.1% but it ranged from -3.1% in Cardiff and Vale to 35.6% in Powys.

Figure 4: Vacancy rate by organisation, registered nursing, midwifery and health visiting staff, 30 September 2023 [Note 1]



This document was downloaded from GOV.WALES and may not be the latest version.

Go to <https://www.gov.wales/nhs-wales-vacancy-statistics-30-september-2023-official-statistics-development.html> for the latest version.

Get [information on copyright](#).

Description of Figure 4: Bar chart showing large variation in the vacancy rate for the registered nursing, midwifery and health visiting staff group among NHS organisations; the rate was lowest in Health Education and Improvement Wales, more than twenty percentage points lower than the rate in the organisation with the highest rate, Powys.

[Note 1] NHS Wales Shared Services Partnership is not shown in the chart as its budget for registered nursing, midwifery and health visiting staff was fewer than ten FTE. Other organisations are not shown as they had no budget for this staff group.

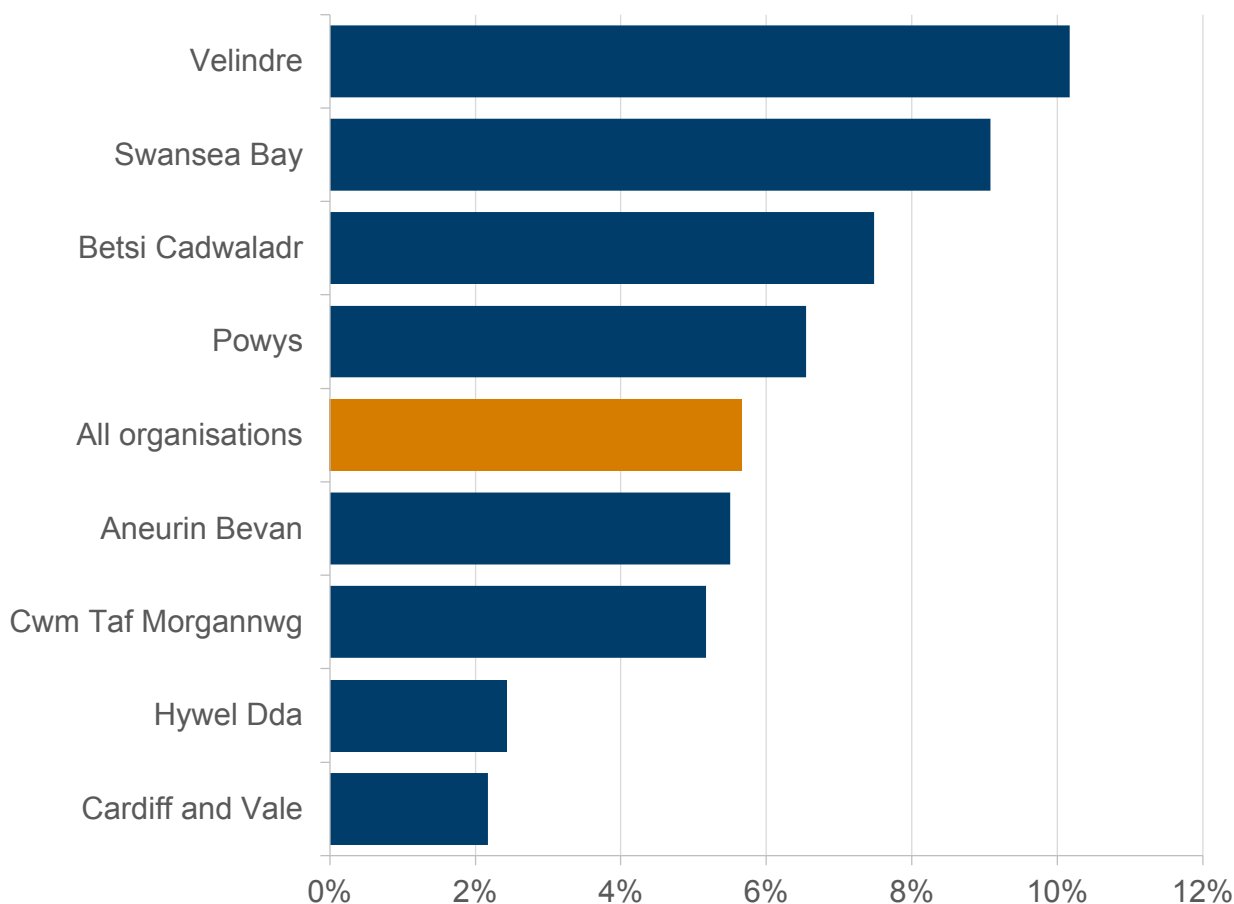
Source: NHS vacancy data collection, Welsh Government

NHS staff vacancies by organisation, staff group and date on StatsWales

On 30 September 2023, the estimated number of FTE vacancies for the registered nursing, midwifery and health visiting staff group was 2,581 across all NHS organisations.

The average vacancy rate was 9.3% but it ranged from 0.0% in Health Education and Improvement Wales to 23.1% in Powys.

Figure 5: Vacancy rate by organisation, nursing, midwifery and health visiting support staff, 30 September 2023



Description of Figure 5: Bar chart showing some variation in the vacancy rate for the nursing, midwifery medical and health visiting support staff group among NHS organisations; the rate was lowest in Cardiff and Vale, eight percentage points lower than the rate in the organisation with the highest rate, Velindre.

Source: NHS vacancy data collection, Welsh Government

NHS staff vacancies by organisation, staff group and date on StatsWales

On 30 September 2023, the estimated number of FTE vacancies for the nursing, midwifery and health visiting support staff group was 772 across all NHS organisations.

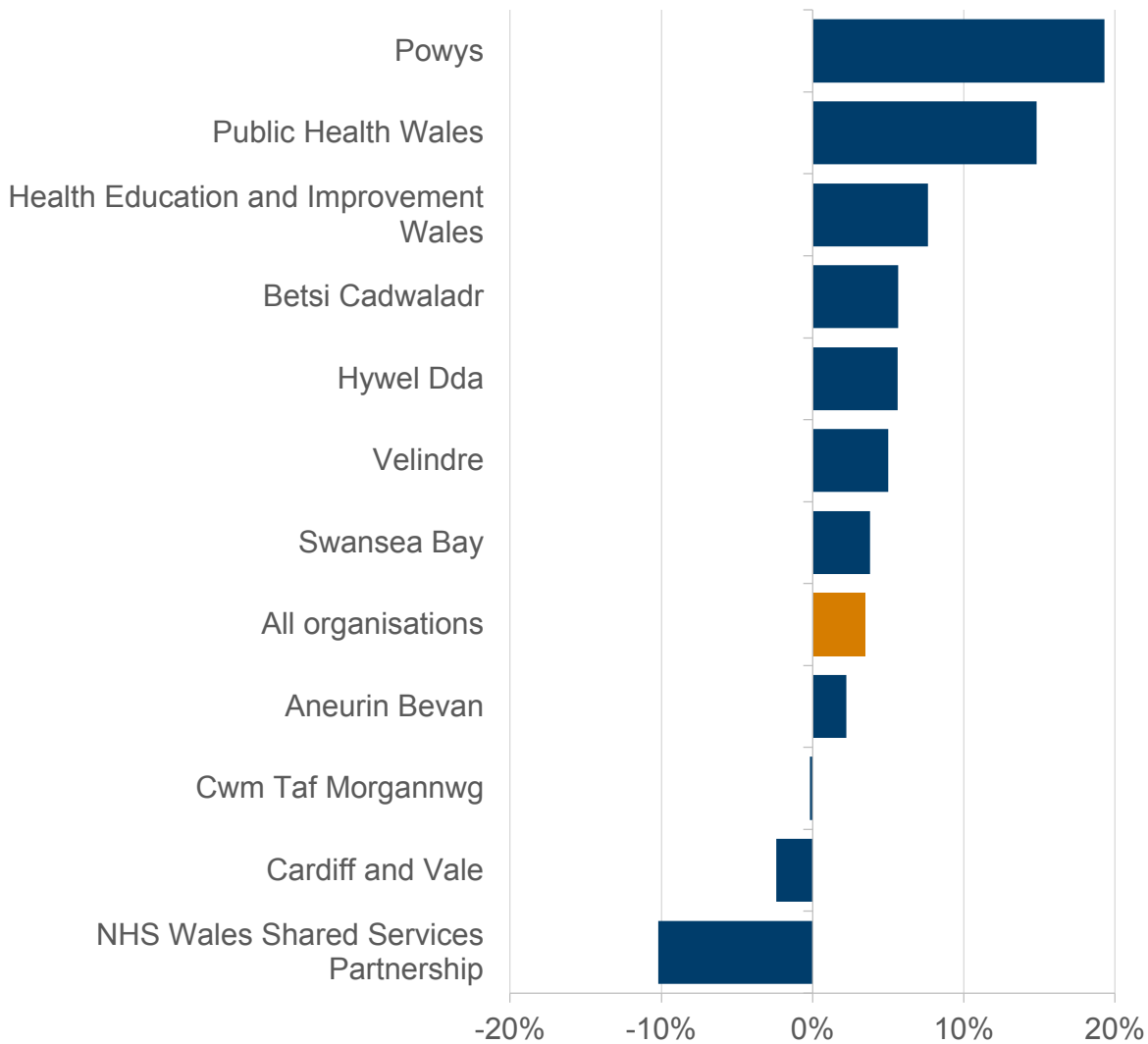
The average vacancy rate was 5.7% but it ranged from 2.2% in Cardiff and Vale to 10.2% in Velindre.

This document was downloaded from GOV.WALES and may not be the latest version.

Go to <https://www.gov.wales/nhs-wales-vacancy-statistics-30-september-2023-official-statistics-development-html> for the latest version.

Get [information on copyright](#).

Figure 6: Vacancy rate by organisation, scientific, therapeutic and technical staff, 30 September 2023 [Note 1]



Description of Figure 6: Bar chart showing large variation in the vacancy rate for the scientific, therapeutic and technical staff group among NHS organisations; the rate was lowest in NHS Wales Shared Services Partnership, nearly thirty percentage points lower than the rate in the organisation with the highest rate,

Powys.

[Note 1] Welsh Ambulance Services NHS Trust is not shown in the chart as its budget for scientific, therapeutic and technical staff is fewer than ten FTE. Other organisations are not shown as they had no budget for this staff group.

Source: NHS vacancy data collection, Welsh Government

NHS staff vacancies by organisation, staff group and date on StatsWales

On 30 September 2023, the estimated number of FTE vacancies for the scientific, therapeutic and technical staff group was 601 across all NHS organisations.

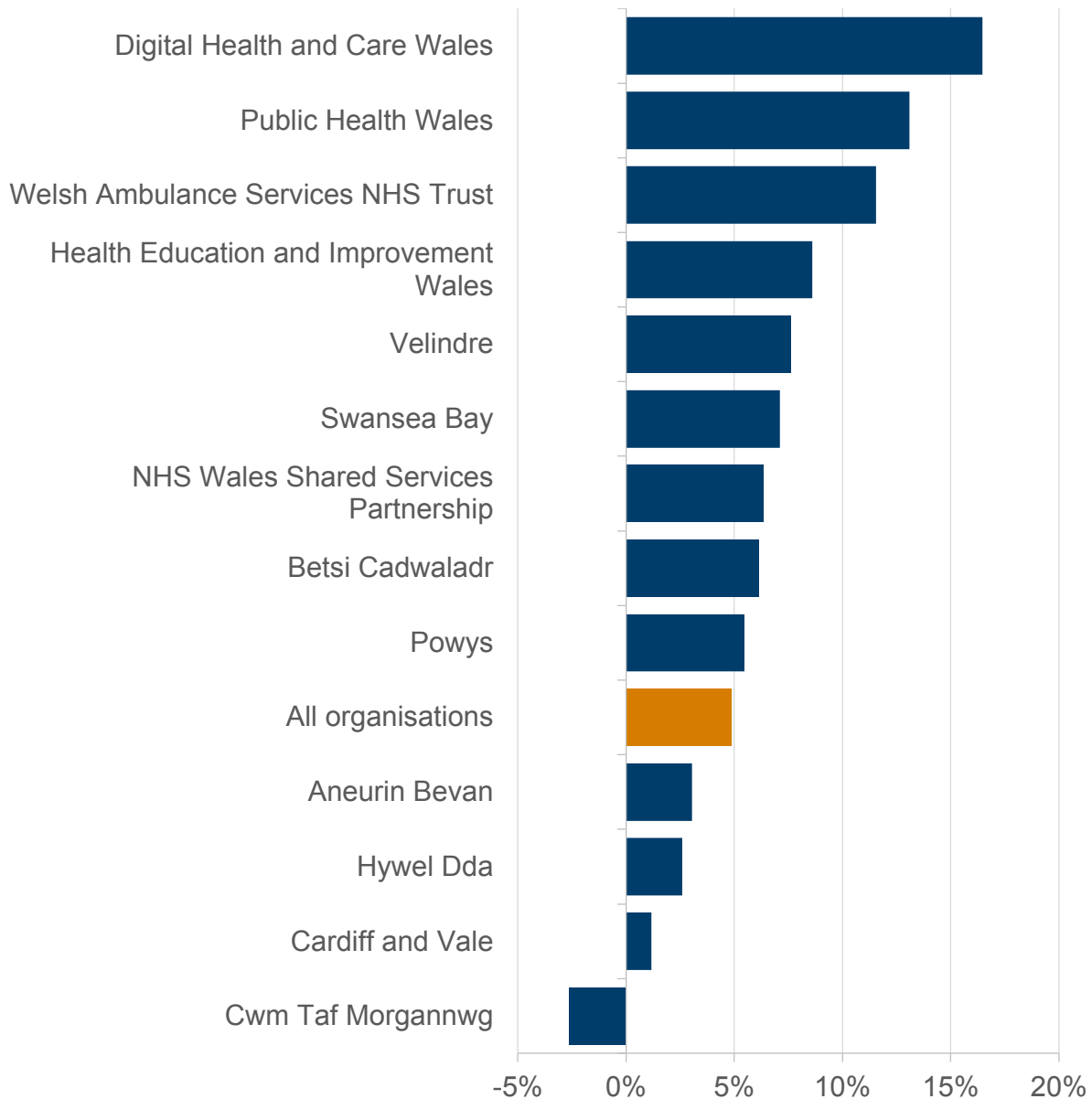
The average vacancy rate was 3.5% but it ranged from -10.2% in NHS Wales Shared Services Partnership to 19.3% in Powys.

This document was downloaded from GOV.WALES and may not be the latest version.

Go to <https://www.gov.wales/nhs-wales-vacancy-statistics-30-september-2023-official-statistics-development-html> for the latest version.

Get [information on copyright](#).

Figure 7: Vacancy rate by organisation, administration, estates and facilities staff, 30 September 2023



Description of Figure 7: Bar chart showing large variation in the vacancy rate for the administration, estates and facilities staff group among NHS organisations;

This document was downloaded from GOV.WALES and may not be the latest version.

Go to <https://www.gov.wales/nhs-wales-vacancy-statistics-30-september-2023-official-statistics-development-html> for the latest version.

Get [information on copyright](#).

the rate was lowest in Cwm Taf Morgannwg, nearly twenty percentage points lower than the rate in the organisation with the highest rate, Digital Health and Care Wales.

Source: NHS vacancy data collection, Welsh Government

NHS staff vacancies by organisation, staff group and date on StatsWales

On 30 September 2023, the estimated number of FTE vacancies for the administration, estates and facilities staff group was 1,479 across all NHS organisations.

The average vacancy rate was 4.9% but it ranged from -2.7% in Cwm Taf Morgannwg to 16.5% in Digital Health and Care Wales.

Quality and methodology information

For the purpose of this statistical release a 'vacancy' is defined as the difference between the number of funded full-time equivalent (FTE) posts as recorded on the finance general ledger, and the number of FTE staff in post as recorded on the NHS Electronic Staff Record (ESR) at a point in time. The vacancy rate is the number of vacancies divided by the number of funded FTE posts recorded on the general ledger.

One FTE is the equivalent of a person working the standard hours for their grade. For the majority of directly employed staff a standard working week is 37.5 hours if full-time. A further definition of FTE is provided in the [Staff directly employed by the NHS Quality Report](#).

Staff groups are determined by the subjective code which is a data item in both the finance general ledger and ESR. It has the same defined list of values which should be applied consistently between both sources.

This document was downloaded from GOV.WALES and may not be the latest version.

Go to <https://www.gov.wales/nhs-wales-vacancy-statistics-30-september-2023-official-statistics-development-html> for the latest version.

Get [information on copyright](#).

Data Quality

These statistics are classed as official statistics that are undergoing a development (formerly known as 'experimental statistics'). This means that they are in the testing phase and not yet fully developed.

A number of data quality issues have been identified which are highlighted below and will be worked on in coming months.

1. The methodology has been applied consistently across the majority of NHS organisations. One local health board has been unable to supply the number of funded FTE posts through the finance general ledger to date. For the data supplied referring to 30 September 2023, data for the medical and dental staff group and the registered nursing, midwifery and health visiting staff has been supplied based on 'establishment control' through the ESR. This method is similar to obtaining funded FTE posts through the general ledger and is likely to be broadly comparable to the method used in other NHS organisations. Data for funded posts for all other staff groups has been supplied by asking the departments directly, which is unlikely to be consistent with the method used in all other NHS organisations.
2. In two other health boards the agreed data collection method has been implemented but has resulted in both reporting a very low number of vacancies across some staff groups. The number of vacancies reported in these two health boards is potentially under-estimated and investigations into why are ongoing.
3. Any staff recorded as doctors in training, dentists in training, or pre-registration pharmacists, are not included in this release. There are complexities in counting 'vacancies' of these types of posts as local health boards hold a budget for these staff but the majority will be employed by NHS Wales Shared Services Partnership through the Single Lead Employer scheme. Health boards can also employ staff coded as trainees directly, without being formal trainees through the Single Lead Employer. Measuring

This document was downloaded from GOV.WALES and may not be the latest version.

Go to <https://www.gov.wales/nhs-wales-vacancy-statistics-30-september-2023-official-statistics-development-html> for the latest version.

Get [information on copyright](#).

vacancies of these types of staff will be developed in future months.

4. There can be a negative number of vacancies or vacancy rate if the number of staff in post on ESR exceeds the budgeted number of staff through the finance general ledger. This can happen for a number of reasons including where an NHS organisation knowingly over-recruits staff, for example where they expect a high turnover of staff. Certain non-recurring, short-term/ temporary, or capital funding for posts is not included in the budget for posts on the finance general ledger. Staff budgets are allocated to a staff group on the finance general ledger, but in practice the budget is used to fund staff in multiple staff groups.
5. FTE staff in post on ESR do not normally include bank, agency, contractors or other non-payroll staff. This may result in a small over-estimate of the number of vacancies and vacancy rate as there may have been staff delivering services but not recorded on ESR on the reference date.
6. The number of vacancies in the medical and dental staff group may be over-estimated due to differences in how FTEs are counted between the finance general ledger and ESR. A full-time member of this staff group may count as 1 FTE on ESR through their contract defined as 10 sessions per week. However, in practice some staff may work 12 sessions per week and may be recorded as 1.2 FTE on the finance general ledger. This would create a 'vacancy' of 0.2 through this data collection process, but in practice there is no vacancy as the staff member worked longer than their contracted hours.
7. Data for 30 September 2023 does not include the NHS Wales Executive (which is hosted by Public Health Wales), where about 180 FTE staff were employed. It is planned that this will be included in future editions of this statistical release.
8. As staff move posts, updates to FTEs per subjective code may be more timely on the finance general ledger than they are to the staff in post numbers through ESR. Therefore, there may be a small discrepancy in the number of vacancies reported and the actual number of vacancies on the reference date.
9. Not all services within local health boards aim to recruit the full number of

This document was downloaded from GOV.WALES and may not be the latest version.

Go to <https://www.gov.wales/nhs-wales-vacancy-statistics-30-september-2023-official-statistics-development-html> for the latest version.

Get [information on copyright](#).

FTE budgeted staff. Some services may choose to use their staff budget flexibly to deliver their priorities and/or may choose to use their pool of temporary staff (nurse bank, locums, agency) flexibly throughout the year as demands on the service change. Therefore, a small number of reported 'vacancies' are planned in some circumstances.

10. Allocating staff to a subjective code in both the finance general ledger and on ESR involve manual processes and may result in a small number of staff having a mismatch of subjective codes between the two sources.
11. There are likely to be seasonal effects on the number of vacancies and the vacancy rate, which particularly effects 'medical and dental' and the 'registered nursing, midwifery and health visiting' staff groups as newly qualified staff graduate (and become available for recruitment) at set times in the year.
12. Statistics on NHS vacancies are published by the other UK countries: **NHS England** vacancy statistics; **NHS Scotland** workforce statistics; and the **Northern Ireland Health and Social Care** vacancy statistics. All four UK countries use different data collection methods to produce these statistics, reflecting the complex challenge of producing vacancy statistics, and are therefore not directly comparable. NHS England produce four different methods to calculate vacancies and related recruitment information for the NHS in England. Out of all the methods used in the other three UK countries, the NHS England (NHSE) method is most similar to how the data has been collected in Wales and more work is planned to assess the comparability between both of these methods.

Data on **Staff directly employed by the NHS** and **Sickness absence in the NHS** is also published on a quarterly basis. Note that there are differences in how staff groups are defined between these releases.

Workforce data on **general medical practitioners (GPs)** and **NHS dental practitioners** are not included in this release and are published separately as they are independent NHS contractors.

This document was downloaded from GOV.WALES and may not be the latest version.

Go to <https://www.gov.wales/nhs-wales-vacancy-statistics-30-september-2023-official-statistics-development-html> for the latest version.

Get [information on copyright](#).

Well-being of Future Generations Act (WFG)

The Well-being of Future Generations Act 2015 is about improving the social, economic, environmental and cultural wellbeing of Wales. The Act puts in place seven wellbeing goals for Wales. These are for a more equal, prosperous, resilient, healthier and globally responsible Wales, with cohesive communities and a vibrant culture and thriving Welsh language. Under section (10)(1) of the Act, the Welsh Ministers must (a) publish indicators (“national indicators”) that must be applied for the purpose of measuring progress towards the achievement of the wellbeing goals, and (b) lay a copy of the national indicators before Senedd Cymru. Under section 10(8) of the Well-being of Future Generations Act, where the Welsh Ministers revise the national indicators, they must as soon as reasonably practicable (a) publish the indicators as revised and (b) lay a copy of them before the Senedd. These national indicators were laid before the Senedd in 2021. The indicators laid on 14 December 2021 replace the set laid on 16 March 2016.

Information on the indicators, along with narratives for each of the wellbeing goals and associated technical information is available in the [Well-being of Wales report](#).

Further information on the [Well-being of Future Generations \(Wales\) Act 2015](#).

The statistics included in this release could also provide supporting narrative to the national indicators and be used by public services boards in relation to their local wellbeing assessments and local wellbeing plans.

This document was downloaded from GOV.WALES and may not be the latest version.

Go to <https://www.gov.wales/nhs-wales-vacancy-statistics-30-september-2023-official-statistics-development-html> for the latest version.

Get [information on copyright](#).

Contact details

Statistician: Bethan Sherwood

Email: stats.healthinfo@gov.wales

Media: 0300 025 8099

SFR 8/2024

This document may not be fully accessible.

For more information refer to our [accessibility statement](#).

This document was downloaded from GOV.WALES and may not be the latest version.

Go to <https://www.gov.wales/nhs-wales-vacancy-statistics-30-september-2023-official-statistics-development-html> for the latest version.

Get [information on copyright](#).