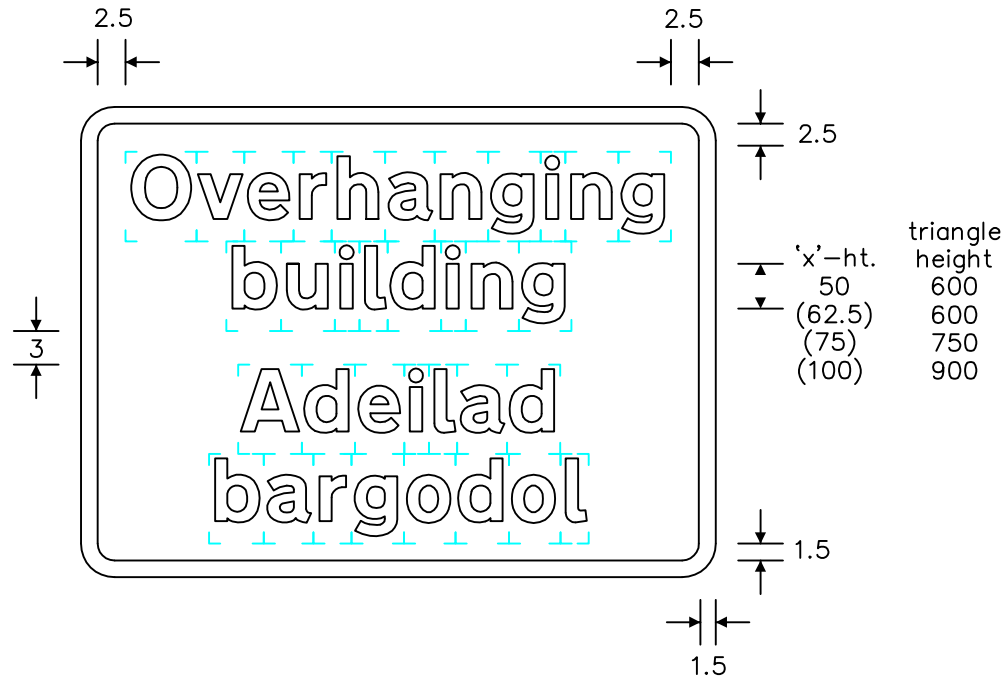
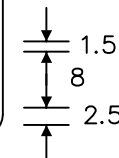
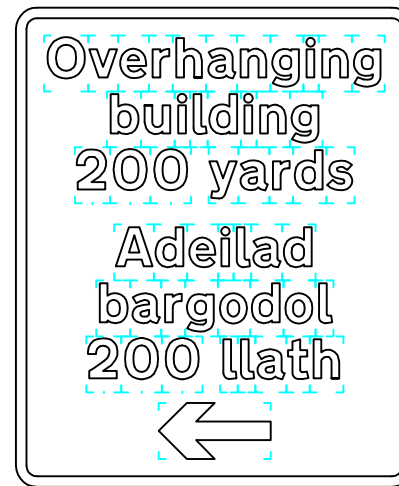
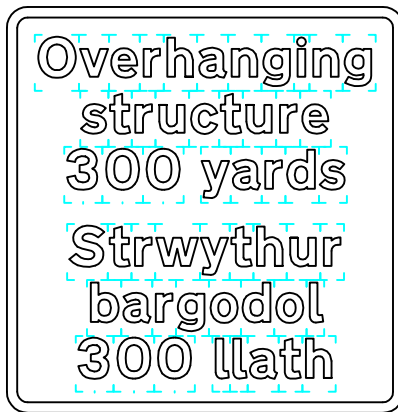


Notes:—

1. The lettering is from the Transport Heavy alphabet at the 'x'-heights shown.
2. The outlines of the tiles do not form part of the sign.
3. The colours are as follows:—
Background ——— White
Border, legend & arrow ——— Black
4. The illumination of the sign must accord with the requirements of the current 'Traffic Signs Regulations and General Directions'.
5. The 'x'-heights shown are given in millimetres, all other dimensions are given in stroke widths (i.e. $1s/w = 1/4 \times \text{'x'-height}$).
6. The sign is designed in accordance with the current design rules.
7. The order of languages may be reversed if required.



Variants



REVISIONS	
1.	Dimension amended 6.9.91.
2.	Dimension amended 1.11.94.
3.	Redrawn, variant & notes amended 11.8.99
4.	Legend amended 2.1.02
5.	Variants added 23.2.05
6.	Notes amended 3.1.07
7.	Title amended 17.2.12
Before using this drawing, confirm with RNM3 Division that it has not been superseded.	
Drn.	A.T.I. Appd.
Chkd.	Appl. date 13.1.89
Issue: 30.3.12	
Scale: Photo-reduced	
Title Supplementary Plate OVERHANGING BUILDING (for use with P 530 and P 530A)	
WELSH GOVERNMENT	
Drwg. no. WAG/P 530.1	