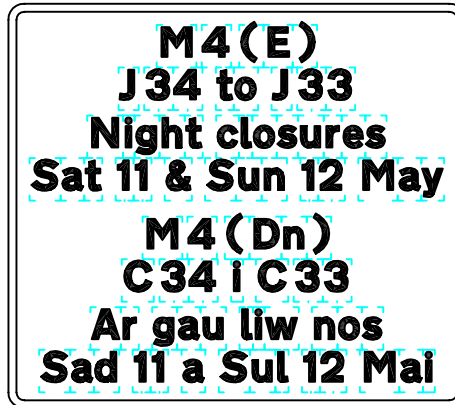
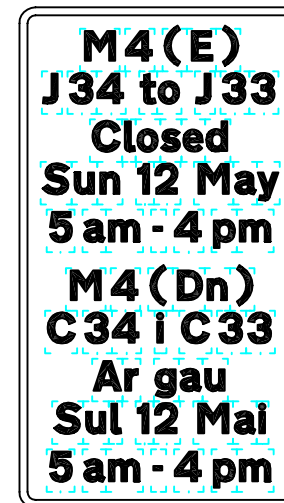
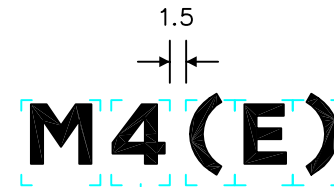
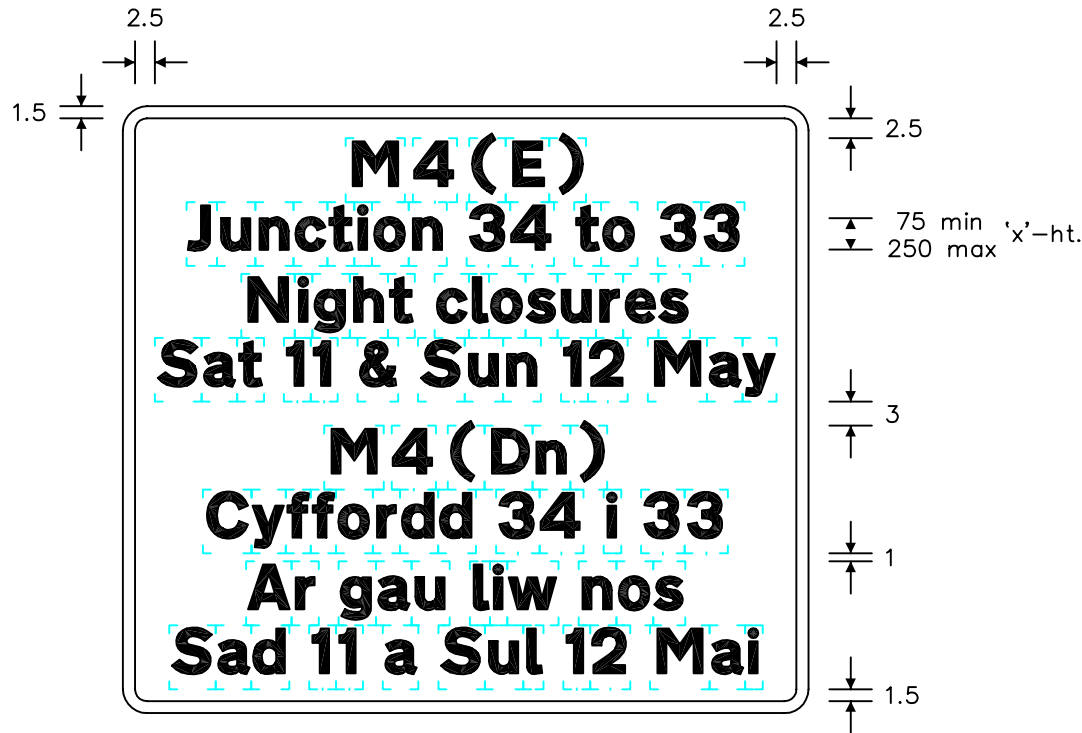


VARIANT



Notes: -

1. The legend is from the Transport Heavy alphabet at the 'x'-heights shown.
2. The outlines of the tiles do not form part of the sign.
3. The colours are as follows: -
Background _____ Yellow
Legend & border _____ Black
4. The illumination of the sign must accord with the requirements of the current 'Traffic Signs Regulations and General Directions'.
5. The 'x'-heights shown are given in millimetres, all other dimensions are given in stroke widths (i.e. 1s/w = 1/4'x'-height).
6. The order of languages may be reversed if required.



VARIANT

REVISIONS	
Before using this drawing, confirm with RNM3 Division that it has not been superseded.	
Drn. A.T.I.	Appd.
Chkd.	Appl. date 19.2.03
Issue: 19.2.03	
Scale: Photo-reduced	
Title Road Works Signs	
TIME AND DATE OF ROAD CLOSURE	
WELSH ASSEMBLY GOVERNMENT	
Drwg. no. WAG/P 7002B	