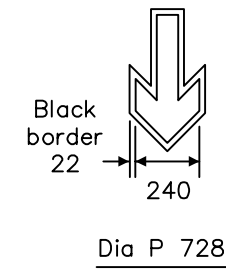
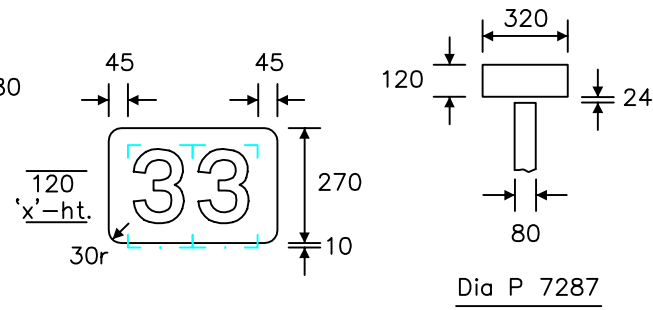
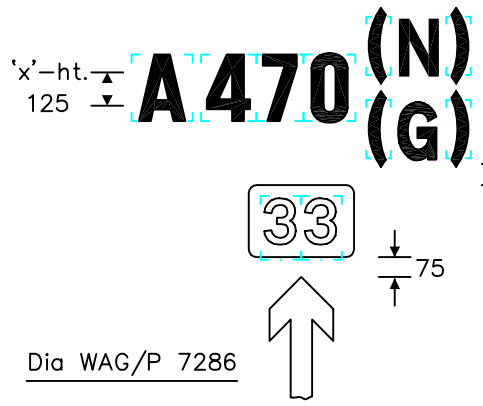
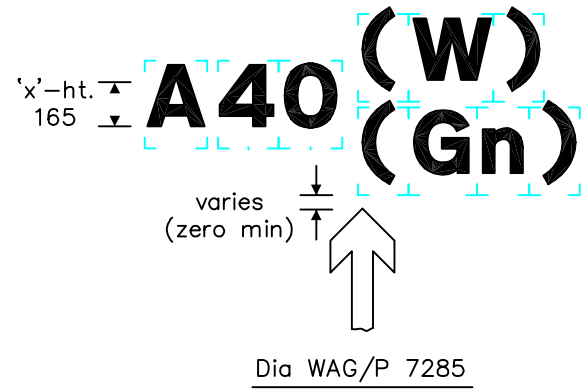
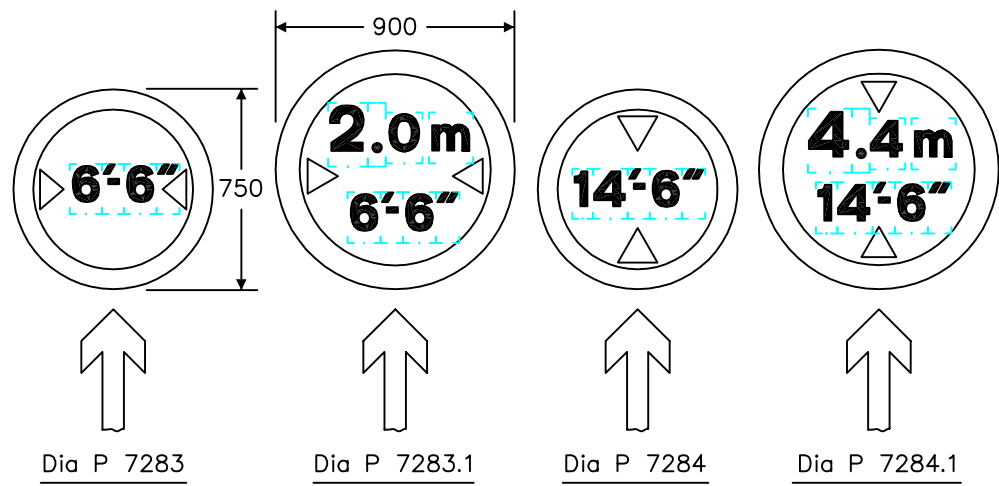
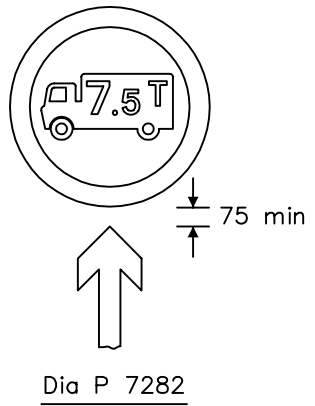
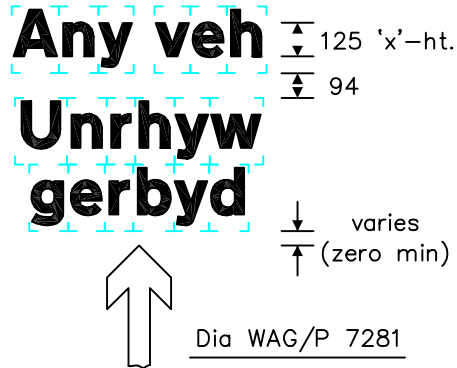
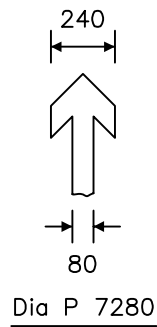


Notes:-

1. The legends are from the Transport Heavy alphabet at the 'x'-heights shown except that shown in diagram 7286 which is Motorway black alphabet for the route number and Transport Medium alphabet for the junction number.
2. The outlines of the tiles do not form part of the sign.
3. Details of the roundels on 7282, 7283, 7283.1, 7284 and 7284.1 are given on drawings 622.1A, 629, 629A, 629.2 and 629.2A respectively.
4. These symbols are for use with the signs shown on diagrams 7201, 7201.1 and 7210 to 7240 inclusive.
5. The colours are as follows:-
 Legends, arrows, symbols and _____ Black
 border of arrow on 7288
 Roundels and bar _____ Red
 Roundel interiors, weight on lorry _____ White
 and arrow on 7288
6. The illumination of the sign must accord with the requirements of the current 'Traffic Signs Regulations and General Directions'.
7. The order of languages may be reversed if required.
8. All dimensions are given in millimetres.



REVISIONS		
1.	P 7283.1 & 7284.1 added	23.4.03
2.	Notes amended	21.12.06
Before using this drawing, confirm with RNM3 Division that it has not been superseded.		
Drn. A.T.I.	Appd.	
Chkd.	Appl. date 22.11.96	
Issue: 21.12.06		
Scale: Photo-reduced		
Title	Temporary Signs	
SYMBOLS FOR USE WITH LANE DIRECTION SIGNS		
WELSH ASSEMBLY GOVERNMENT		
Drwg. no.		
WAG/P 7280 - 7288		