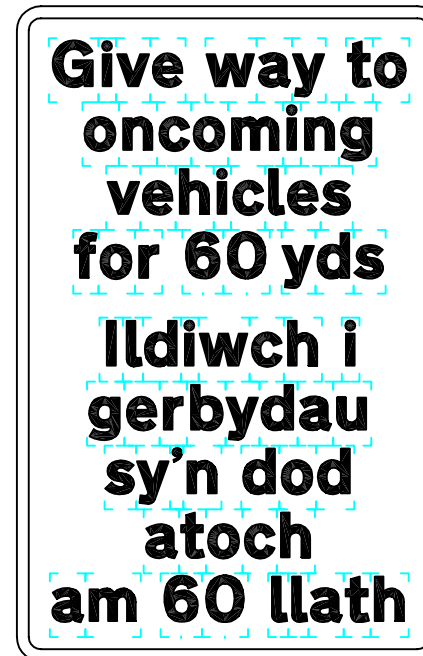
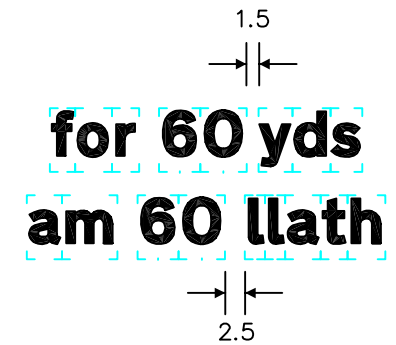
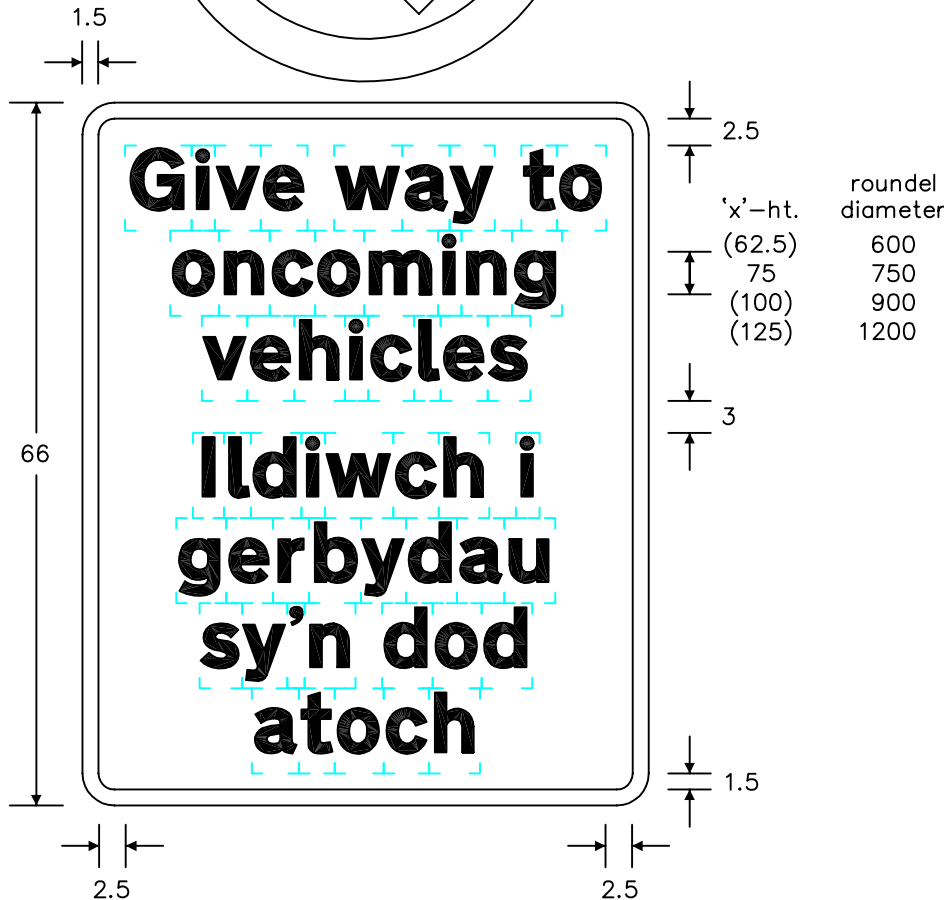
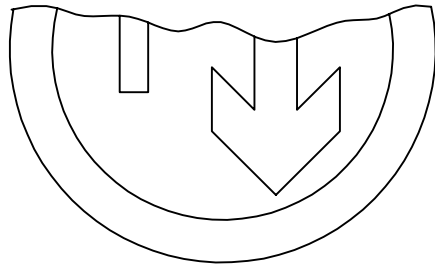


Notes:—

1. The lettering is from the Transport Heavy alphabet at the 'x'-heights shown.
2. The outlines of the tiles do not form part of the sign.
3. The colours are as follows:—
Background ——— White
Legend & border ——— Black
4. The illumination of the sign must accord with the requirements of the current 'Traffic Signs Regulations and General Directions'.
5. The 'x'-heights shown are given in millimetres, all other dimensions are given in stroke widths (i.e. 1s/w = 1/4'x'-height).
6. The sign is designed in accordance with the current design rules.
7. The order of languages may be reversed if required.



REVISIONS	
1. Legend amended	24.1.02
2. Layout amended & variant added	9.3.05
3. Notes amended	1.2.07
Before using this drawing, confirm with RNM3 Division that it has not been superseded.	
Drn. A.T.I.	Appd.
Chkd.	Appl. date 28.9.94
Issue: 1.2.07	
Scale: Photo-reduced	
Title Regulatory Sign	
GIVE WAY TO ONCOMING VEHICLES	
Supplementary plate for use with P 615	
WELSH ASSEMBLY GOVERNMENT	
Drwg. no.	WAG/P 615.1