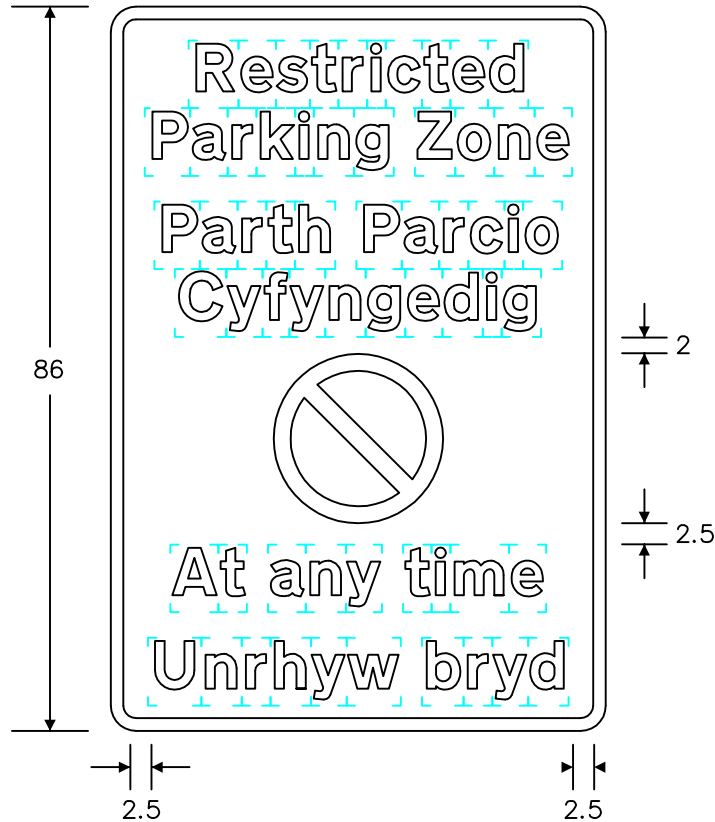
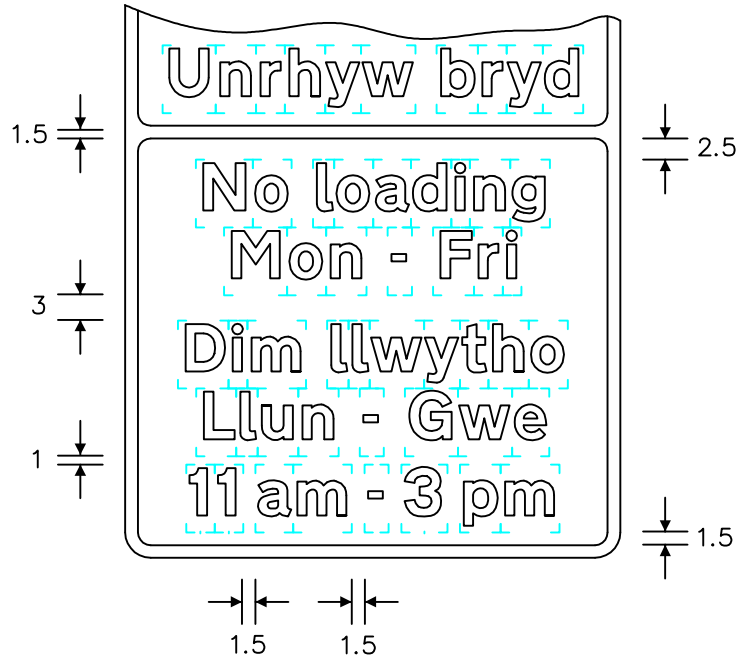
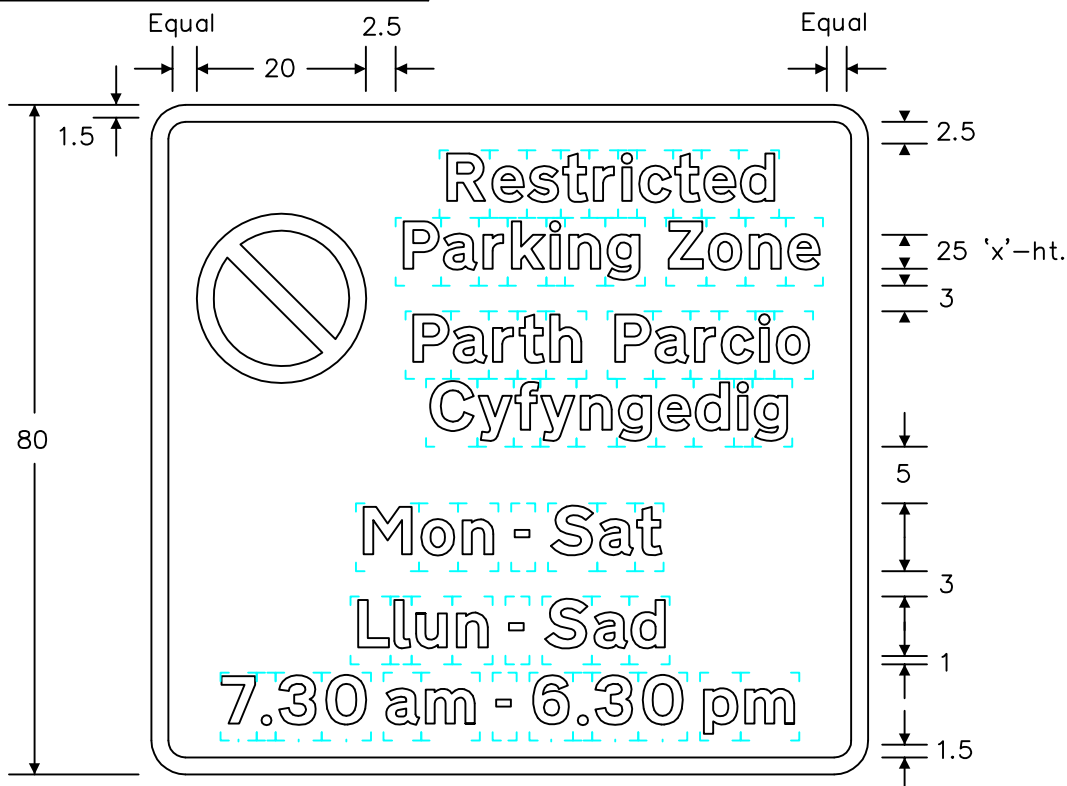


Notes:-

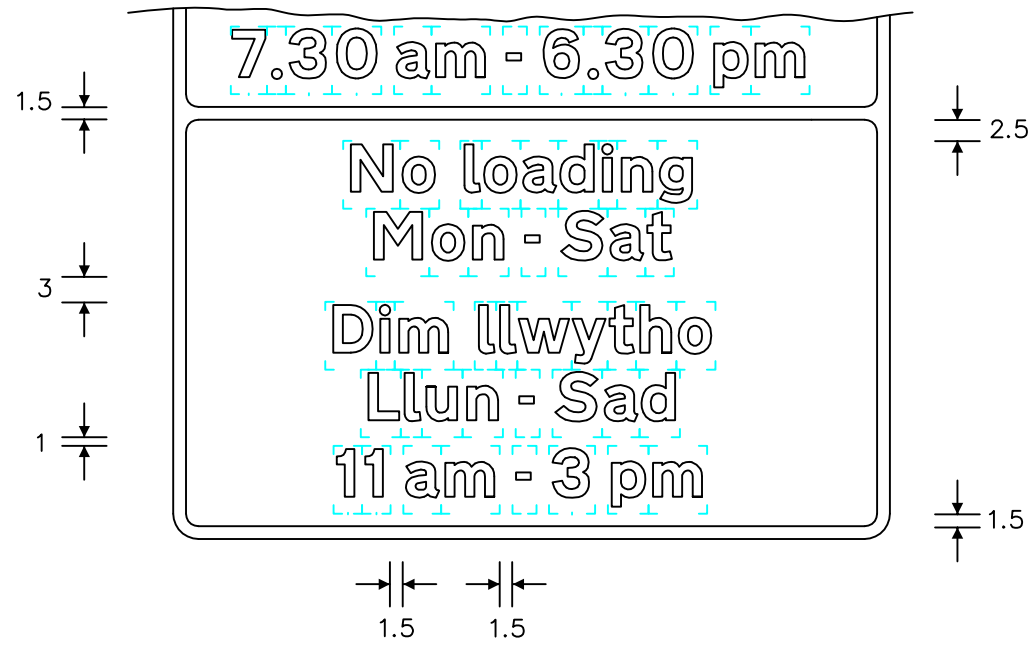
- The legend is from the Transport Heavy alphabet at the 'x'-height shown.
- The outlines of the tiles do not form part of the sign.
- The colours are as follows:-  
 Background ————— Yellow (White for 'No loading' panel)  
 Border & legend ————— Black  
 Roundel & bar ————— Red  
 Roundel background ————— Blue
- The symbol is proportional to the one on P 636.
- The illumination of the sign must accord with the requirements of the current 'Traffic Signs Regulations and General Directions'.
- The sign is designed in accordance with the current design rules.
- The order of languages may be reversed if required.
- The 'x'-heights shown are given in millimetres, all other dimensions are given in stroke widths (i.e. 1s/w = 1/4'x'-height).
- See sheets 2 and 3 for other variants.



| REVISIONS  |                    |
|--|--------------------|
|  |                    |
|  |                    |
|  |                    |
|  |                    |
| Before using this drawing, confirm with RNM3 Division that it has not been superseded. |                    |
| Drn. G.A.T.  | Appd.              |
| Chkd.  | Appl. date 30.1.12 |
| Issue: 30.3.12   |                    |
| Scale: Photo-reduced   |                    |
| Title Regulatory Signs   |                    |
| RESTRICTED PARKING ZONE  |                    |
| WAITING and LOADING PROHIBITION  |                    |
| WELSH GOVERNMENT   |                    |
| Drwg. no.  | WAG/P 637.2A       |
| Sheet 1 of 3   |                    |



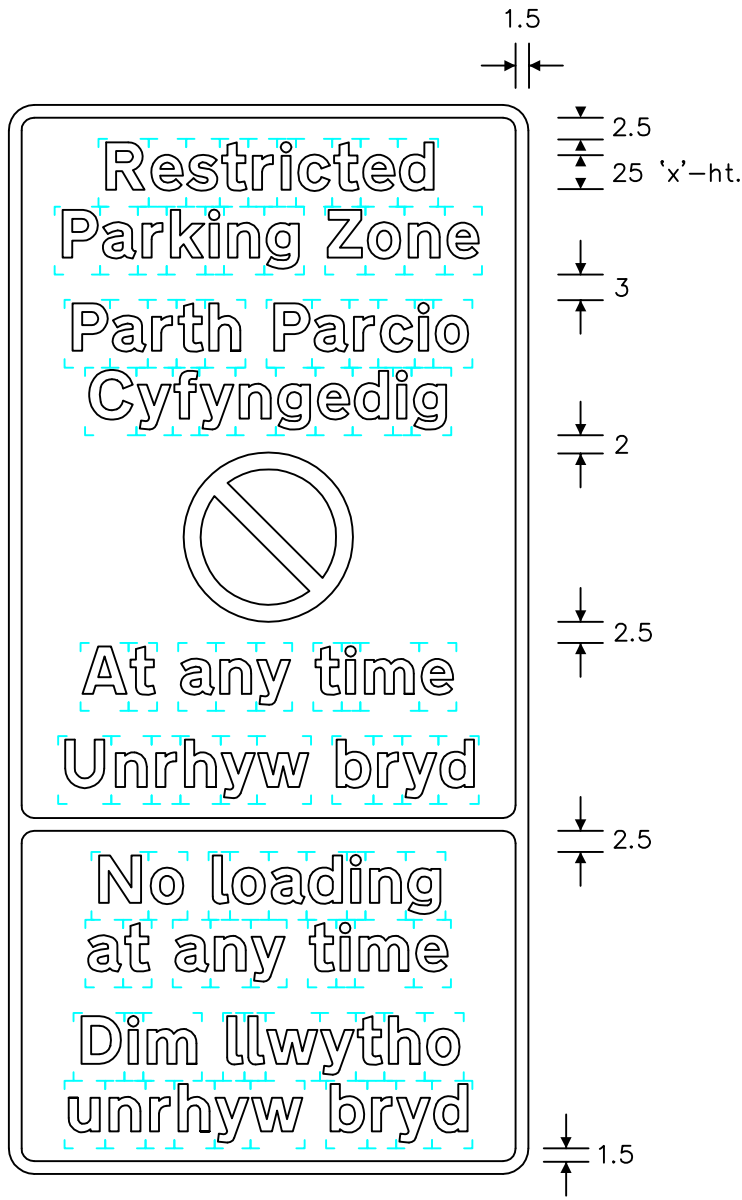
- Notes: -
- The legend is from the Transport Heavy alphabet at the 'x'-height shown.
  - The outlines of the tiles do not form part of the sign.
  - The colours are as follows: -  
 Background ————— Yellow (White for 'No loading' panel)  
 Border & legend ————— Black  
 Roundel & bar ————— Red  
 Roundel background ————— Blue
  - The symbol is proportional to the one on P 636.
  - The illumination of the sign must accord with the requirements of the current 'Traffic Signs Regulations and General Directions'.
  - The sign is designed in accordance with the current design rules.
  - The order of languages may be reversed if required.
  - The 'x'-heights shown are given in millimetres, all other dimensions are given in stroke widths (i.e. 1s/w = 1/4'x'-height).
  - See sheets 1 and 3 for other dimensions and variants.



| REVISIONS  |                    |
|--|--------------------|
|  |                    |
|  |                    |
|  |                    |
|  |                    |
|  |                    |
| Before using this drawing, confirm with RNM3 Division that it has not been superseded. |                    |
| Drn. G.A.T.  | Appd.              |
| Chkd.  | Appl. date 30.1.12 |
| Issue: 30.3.12   |                    |
| Scale: Photo-reduced   |                    |
| Title Regulatory Signs   |                    |
| RESTRICTED PARKING ZONE  |                    |
| WAITING and LOADING PROHIBITION  |                    |
| WELSH GOVERNMENT   |                    |
| Drwg. no. WAG/P 637.2A   |                    |
| Sheet 2 of 3   |                    |

Notes:-

1. The legend is from the Transport Heavy alphabet at the 'x'-height shown.
2. The outlines of the tiles do not form part of the sign.
3. The colours are as follows:-
  - Background ————— Yellow (White for 'No loading' panel)
  - Border & legend ————— Black
  - Roundel & bar ————— Red
  - Roundel background ————— Blue
4. The symbol is proportional to the one on P 636.
5. The illumination of the sign must accord with the requirements of the current 'Traffic Signs Regulations and General Directions'.
6. The sign is designed in accordance with the current design rules.
7. The order of languages may be reversed if required.
8. The 'x'-heights shown are given in millimetres, all other dimensions are given in stroke widths (i.e. 1s/w = 1/4'x'-height).
9. See sheets 1 and 2 for other dimensions and variants.



| REVISIONS   |                    |
|---|--------------------|
|   |                    |
|   |                    |
|   |                    |
|   |                    |
|   |                    |
|   |                    |
|   |                    |
| <small>Before using this drawing, confirm with RNM3 Division that it has not been superseded.</small> |                    |
| Drn. G.A.T.   | Appd.              |
| Chkd.   | Appl. date 30.1.12 |
| Issue: 30.3.12  |                    |
| Scale: Photo-reduced  |                    |
| Title                      Regulatory Signs   |                    |
| RESTRICTED PARKING<br>ZONE  |                    |
| WAITING and<br>LOADING PROHIBITION  |                    |
| WELSH GOVERNMENT  |                    |
| Drwg. no.   | WAG/P 637.2A       |
| <small>Sheet 3 of 3</small>   |                    |