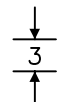
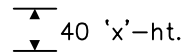
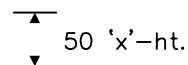
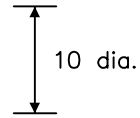
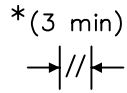
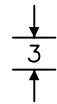
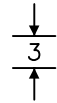
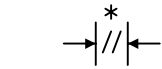


Notes: -

1. The legend is from the Transport Heavy alphabet at the 'x'-heights shown.
2. The outlines of the tiles do not form part of the sign.
3. The colours are as follows: -
 Background ————— Yellow
 Border & legend ————— Black
 Roundel & bars ————— Red
 Roundel background ————— Blue
4. The symbol is proportional to the one on P 642.
5. The illumination of the sign must accord with the requirements of the current 'Traffic Signs Regulations and General Directions'.
6. The sign is designed in accordance with the current design rules.
7. The 'x'-heights shown are given in millimetres, all other dimensions are given in stroke widths based on the 40mm 'x'-height. (4sw = 'x'-height)
8. The order of languages may be reversed if required.



VARIANT



REVISIONS	
1.	Redrawn & notes amended 25.8.99
2.	Legend, dimensions & dwg. no. amended 25.2.03
3.	Dimensions amended, variant added 17.5.05
4.	Notes amended 12.2.07
Before using this drawing, confirm with RNM3 Division that it has not been superseded.	
Drn.	A.T.I.
Appd.	
Chkd.	Appl. date 3.4.96
Issue: 12.2.07	
Scale: Photo-reduced	
Title	
Regulatory Signs	
NO STOPPING ON ENTRANCE MARKINGS	
WELSH ASSEMBLY GOVERNMENT	
Drwg. no.	WAG/P 642.2A