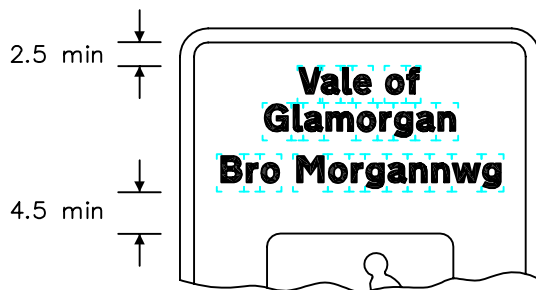


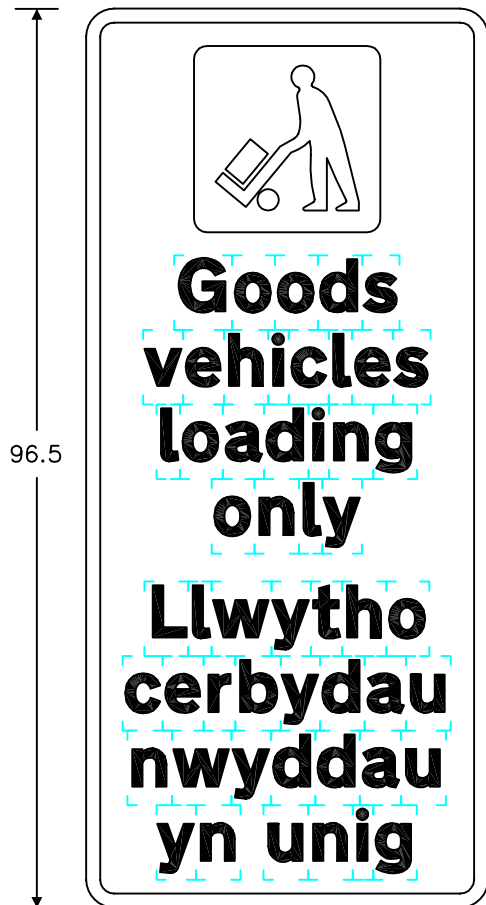
Variant showing name of traffic authority



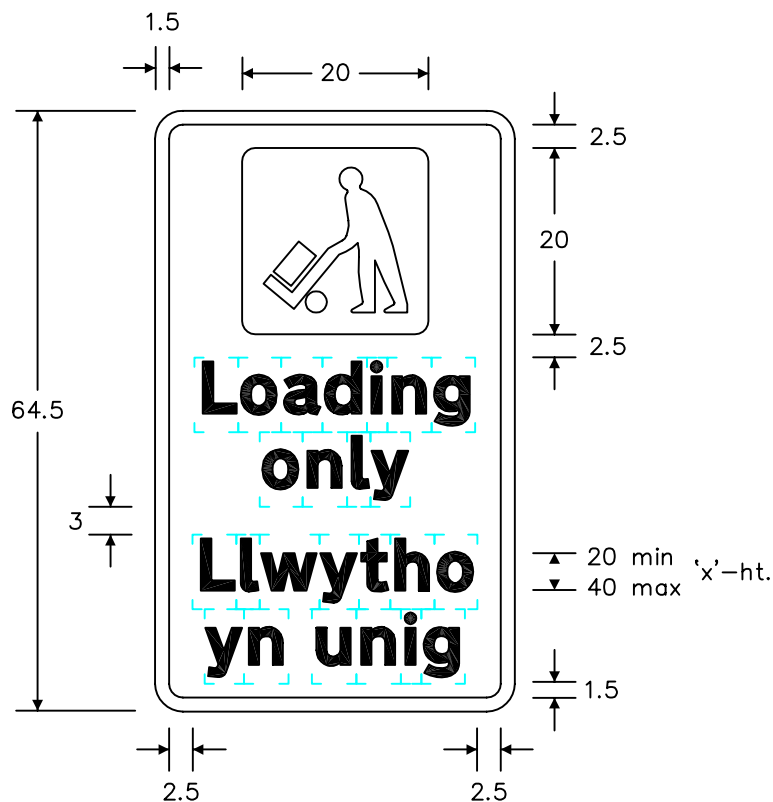
NOTE: -
The x-height may be smaller than that for the main legend

Notes: -

1. The legend is from the Transport Heavy alphabet at the 'x'-heights shown.
2. The outlines of the tiles do not form part of the sign.
3. Details of the loading symbol are given on drwg. S 6.
4. The colours are as follows: -
Legend & border — Black
Background — White
Loading symbol — White
Tile for symbol — Blue
5. The illumination of the sign must accord with the requirements of the current 'Traffic Signs Regulations and General Directions'.
6. The 'x'-heights shown are given in millimetres, all other dimensions are given in stroke widths based on the x-height of 'Loading only'. (i.e. $1s/w = 1/4 \times \text{'x'-height}$).
7. The sign is designed in accordance with the current design rules.
8. The order of languages may be reversed if required.
9. See sheets 2, 3 and 4 for other variants.



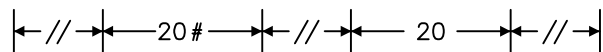
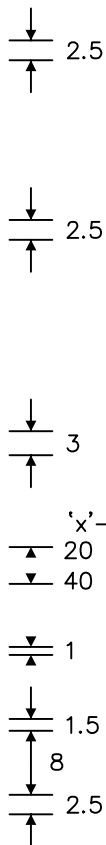
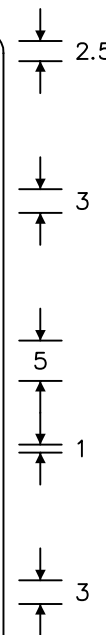
Variant



REVISIONS	
1.	Redrawn & notes amended 7.4.03
2.	Variants added 1.7.05
3.	Notes amended 12.2.07
4.	Legend amended 27.8.08
Before using this drawing, confirm with RNM3 Division that it has not been superseded.	
Drn.	A.T.I.
Appd.	
Chkd.	Appl. date 30.5.96
Issue: 27.8.08	
Scale: Photo-reduced	
Title	
Regulatory Signs	
LOADING ONLY	
WELSH ASSEMBLY GOVERNMENT	
Drwg. no.	WAG/P 660.4
Sheet 1 of 4	

Llun - Gwe
7 am - 7 pm

Zone logo may vary
in size and shape

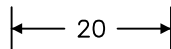
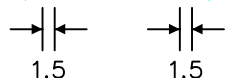
Notes: -

1. The legend is from the Transport Heavy alphabet at the 'x'-heights shown.
2. The outlines of the tiles do not form part of the sign.
3. Details of the loading symbol are given on drwg. S 6.
4. The colours are as follows: -
Legend & border — Black
Background — White
Loading symbol — White
Tile for symbol — Blue
5. The illumination of the sign must accord with the requirements of the current 'Traffic Signs Regulations and General Directions'.
6. The 'x'-heights shown are given in millimetres, all other dimensions are given in stroke widths. (i.e. 1s/w = 1/4'x'-height).
7. The sign is designed in accordance with the current design rules.
8. The order of languages may be reversed if required.
9. See sheets 1, 3 and 4 for other variants and dimensions.

The loading symbol faces right only when the sign includes a right pointing arrow

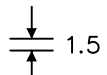
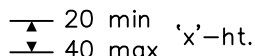
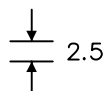
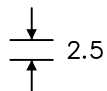

REVISIONS	
1.	Redrawn & notes amended 7.4.03
2.	Variants added 1.7.05
3.	Notes amended 12.2.07
4.	Legend amended 27.8.08
Before using this drawing, confirm with RNM3 Division that it has not been superseded.	
Drn. A.T.I.	Appd.
Chkd.	Appl. date 30.5.96
Issue: 27.8.08	
Scale: Photo-reduced	
Title	
Regulatory Signs	
LOADING ONLY (Variants)	
WELSH ASSEMBLY GOVERNMENT	
Drwg. no.	WAG/P 660.4
Sheet 2 of 4	

7 am - 7 pm




**Goods vehicles
loading only
7 am - 7 pm
40 mins
No return
within 2 hours**

**Llwytho cerbydau
nwyddau yn unig
7 am - 7 pm
40 mun
Dim dychwelyd
o fewn 2 awr**

**Loading
only
Mon - Fri**

**Llwytho
yn unig
Llun - Gwe
7 am - 7 pm**

Notes: -

1. The legend is from the Transport Heavy alphabet at the 'x'-heights shown.
2. The outlines of the tiles do not form part of the sign.
3. Details of the loading symbol are given on drwg. S 6.
4. The colours are as follows: -
 Legend & border ——— Black
 Background ——— White
 Loading symbol ——— White
 Tile for symbol ——— Blue
5. The illumination of the sign must accord with the requirements of the current 'Traffic Signs Regulations and General Directions'.
6. The 'x'-heights shown are given in millimetres, all other dimensions are given in stroke widths. (i.e. 1s/w = 1/4'x'-height).
7. The sign is designed in accordance with the current design rules.
8. The order of languages may be reversed if required.
9. See sheets 1, 2 and 4 for other variants.

REVISIONS	
1.	Redrawn & notes amended 7.4.03
2.	Variants added 1.7.05
3.	Notes amended 12.2.07
4.	Legend amended 27.8.08

Before using this drawing, confirm with RNM3 Division that it has not been superseded.

Drn. A.T.I.	Appd.
Chkd.	Appl. date 30.5.96

Issue: 27.8.08

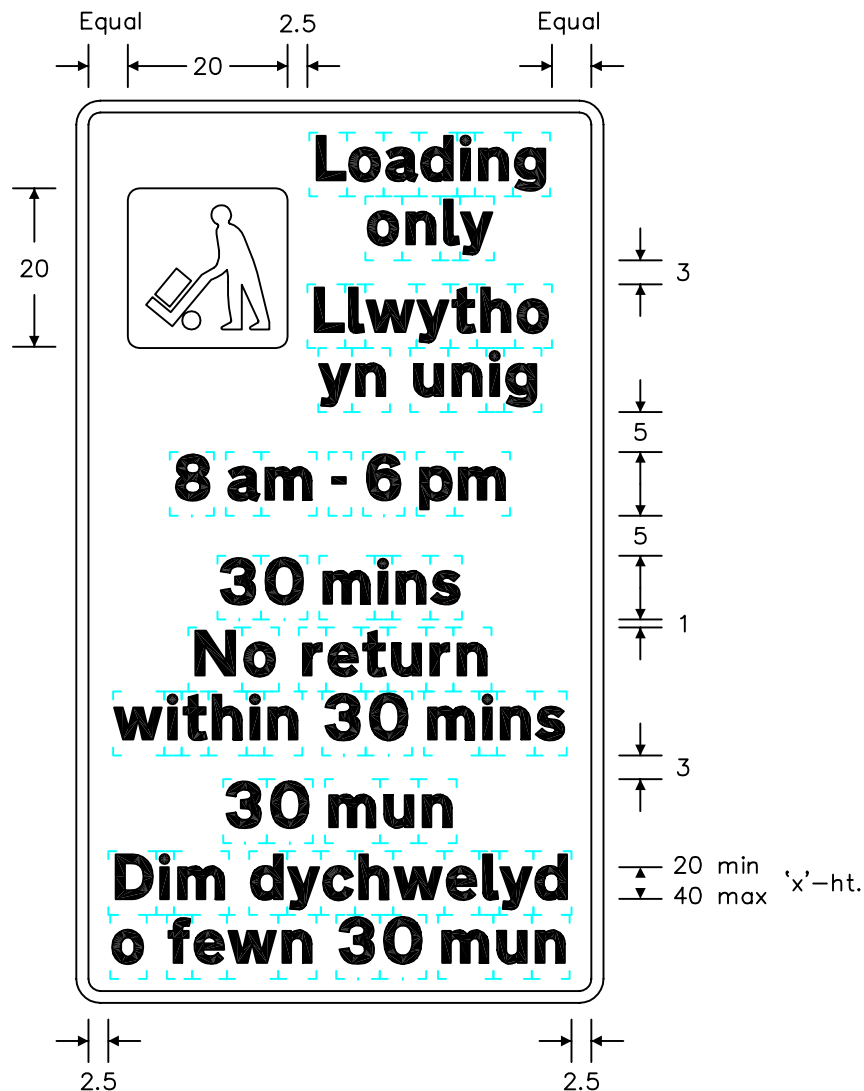
Scale: Photo-reduced

Title	Regulatory Signs
LOADING ONLY (Variants)	

WELSH ASSEMBLY GOVERNMENT

Notes: -

1. The legend is from the Transport Heavy alphabet at the 'x'-heights shown.
2. The outlines of the tiles do not form part of the sign.
3. Details of the loading symbol are given on drwg. S 6.
4. The colours are as follows: -
 Legend & border ——— Black
 Background ——— White
 Loading symbol ——— White
 Tile for symbol ——— Blue
5. The illumination of the sign must accord with the requirements of the current 'Traffic Signs Regulations and General Directions'.
6. The 'x'-heights shown are given in millimetres, all other dimensions are given in stroke widths. (i.e. 1s/w = 1/4'x'-height).
7. The sign is designed in accordance with the current design rules.
8. The order of languages may be reversed if required.
9. See sheets 1, 2 and 3 for other variants.



REVISIONS	
1.	Redrawn & notes amended 7.4.03
2.	Variants added 1.7.05
3.	Notes amended 12.2.07
Before using this drawing, confirm with RNM3 Division that it has not been superseded.	
Drn. A.T.I.	Appd.
Chkd.	Appl. date 30.5.96
Issue: 12.2.07	
Scale: Photo-reduced	
Title	
Regulatory Signs	
LOADING ONLY (Variant)	
WELSH ASSEMBLY GOVERNMENT	
Drwg. no.	WAG/P 660.4
Sheet 4 of 4	