
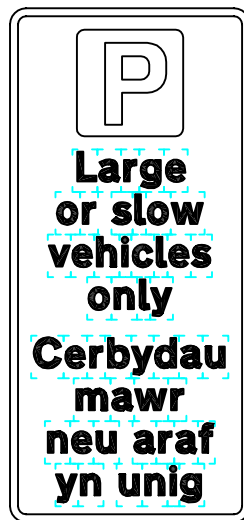
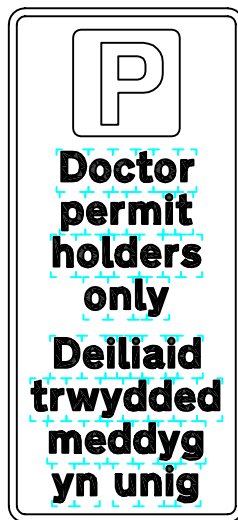


Notes: -

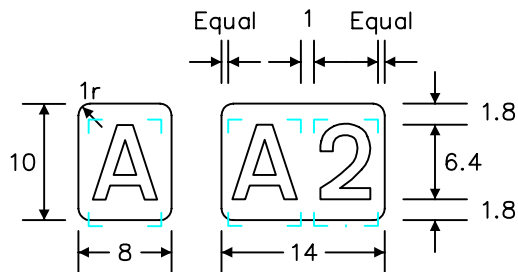
1. The legend is from the Transport Heavy alphabet at the 'x'-heights shown.
2. The outlines of the tiles do not form part of the sign.
3. Details of the 'P' symbol are given on drwg. S 43.
4. The colours are as follows: -
 - Backgrounds — White
 - Legend & border — Black
 - 'P' symbol — White
 - 'P' tile — Blue
5. The illumination of the sign must accord with the requirements of the current 'Traffic Signs Regulations and General Directions'.
6. The order of languages may be reversed if required.
7. The 'x'-heights shown are given in millimetres, all other dimensions are given in stroke widths (i.e. 1s/w = 1/4'x'-height).
8. See sheet 2 for other variants.



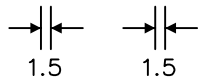
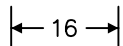
REVISIONS	
1.	Redrawn & variants added 2.6.81
2.	Redrawn 15.3.83
3.	Dimensions & layout amended 10.5.96
4.	Redrawn & notes amended 26.8.99
5.	Legend amended 4.4.03
6.	Variants added to sheet 2 18.5.05
7.	Notes amended 12.2.07
8.	Legend amended 2.10.08
Before using this drawing, confirm with RNM3 Division that it has not been superseded.	
Drn.	A.T.I. Appd.
Chkd.	Appl. date 28.6.77
Issue: 2.10.08	
Scale: Photo-reduced	
Title Regulatory Signs	
PERMIT HOLDERS ONLY and variants	
WELSH ASSEMBLY GOVERNMENT	
Drwg. no.	WAG/P 660

TYPICAL CODE IDENTIFIERS

Code letters are from the Transport Medium alphabet. The characters and the tiles may be varied in size and may be in any contrasting colours.



This width is increased to 20sw when a third character is added



Notes:-

1. The legend is from the Transport Heavy alphabet at the 'x'-heights shown.
2. The outlines of the tiles do not form part of the sign.
3. Details of the 'P' symbol are given on drwg. S 43 and permit codes on drwg. WAG/P 660.3.
4. The colours are as follows:-
 Backgrounds _____ White
 Legend & border _____ Black
 'P' symbol _____ White
 'P' tile _____ Blue
5. The illumination of the sign must accord with the requirements of the current 'Traffic Signs Regulations and General Directions'.
6. The order of languages may be reversed if required.
7. The 'x'-heights shown are given in millimetres, all other dimensions are given in stroke widths (i.e. 1s/w = 1/4'x'-height).
8. See sheet 1 for other dimensions.

REVISIONS	
1.	Variants added to sheet 2 18.5.05
2.	Notes added 12.2.07
3.	Legend amended 2.10.08
Before using this drawing, confirm with RNM3 Division that it has not been superseded.	
Drn.	A.T.I. Appd.
Chkd.	Appl. date 28.6.77
Issue: 2.10.08	
Scale: Photo-reduced	
Title Regulatory Signs	
PERMIT HOLDERS ONLY	
Permitted variants	
WELSH ASSEMBLY GOVERNMENT	
Drwg. no.	WAG/P 660