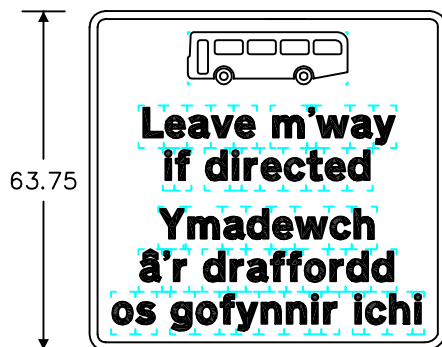
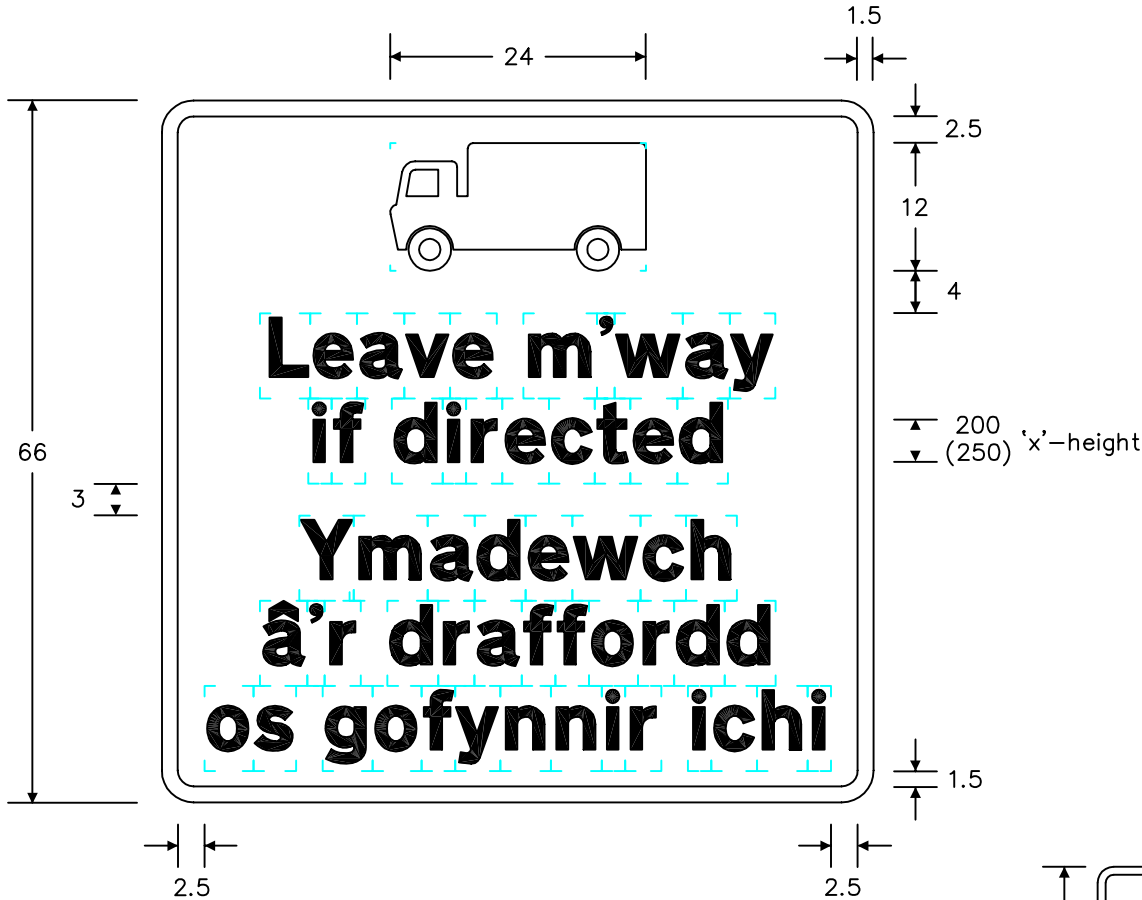
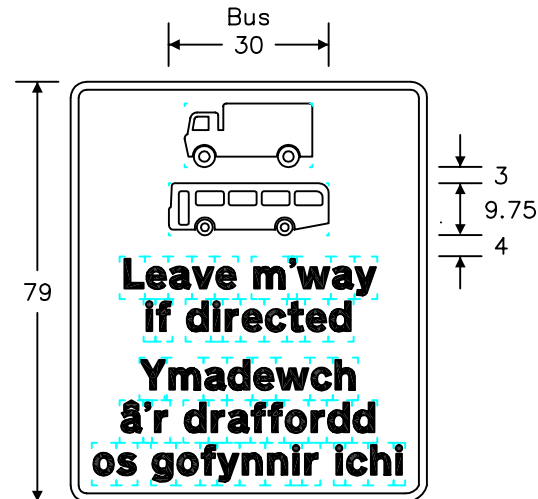


Notes: -

1. The legend is from the Transport Heavy alphabet at the 'x'-heights shown.
2. The outlines of the tiles do not form part of the sign.
3. The colours are as follows: -  
Legends, borders \_\_\_\_\_ Black  
and symbols \_\_\_\_\_  
Background \_\_\_\_\_ Yellow
4. The illumination of the sign must accord with the requirements of the current 'Traffic Signs Regulations and General Directions'.
5. The 'x'-heights shown are given in millimetres, all other dimensions are given in stroke widths (i.e. 1s/w = 1/4'x'-height).
6. The sign is designed in accordance with the current design rules.
7. The order of languages may be reversed if required.



Variants  
(at smaller scale)



REVISIONS	
1. Redrawn & notes amended	20.10.99
2. Legend amended & variant added	24.9.03
3. Notes amended	6.3.07
Before using this drawing, confirm with RNM3 Division that it has not been superseded.	
Drn. A.T.I.	Appd.
Chkd.	Appl. date 12.6.96
Issue: 6.3.07	
Scale: Photo-reduced	
Title Informatory Signs	
COMMERCIAL VEHICLES MAY BE DIRECTED TO LEAVE MOTORWAY AT JUNCTION AHEAD	
WELSH ASSEMBLY GOVERNMENT	
Drwg. no. WAG/P 832.3	