
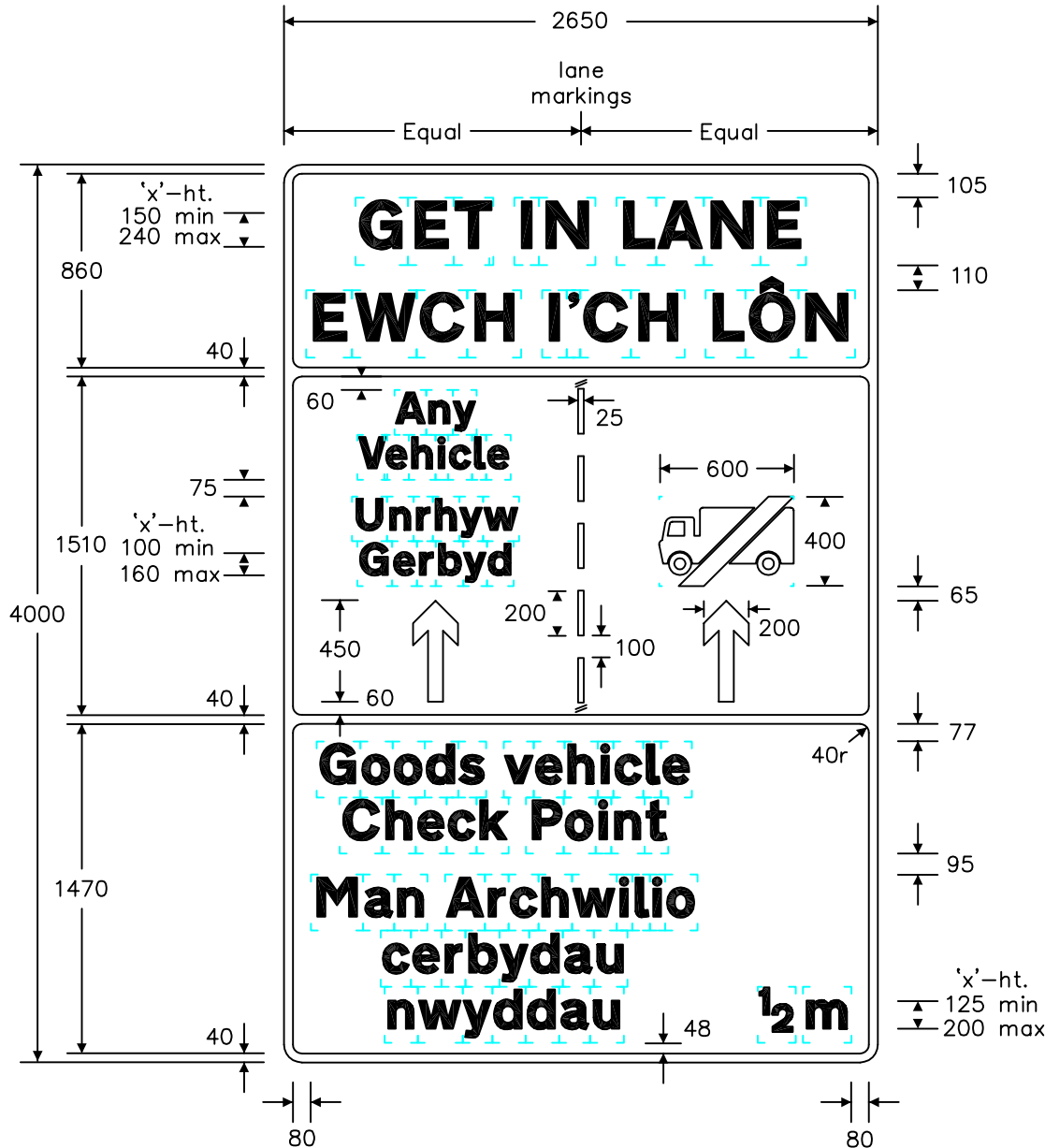


Notes:-

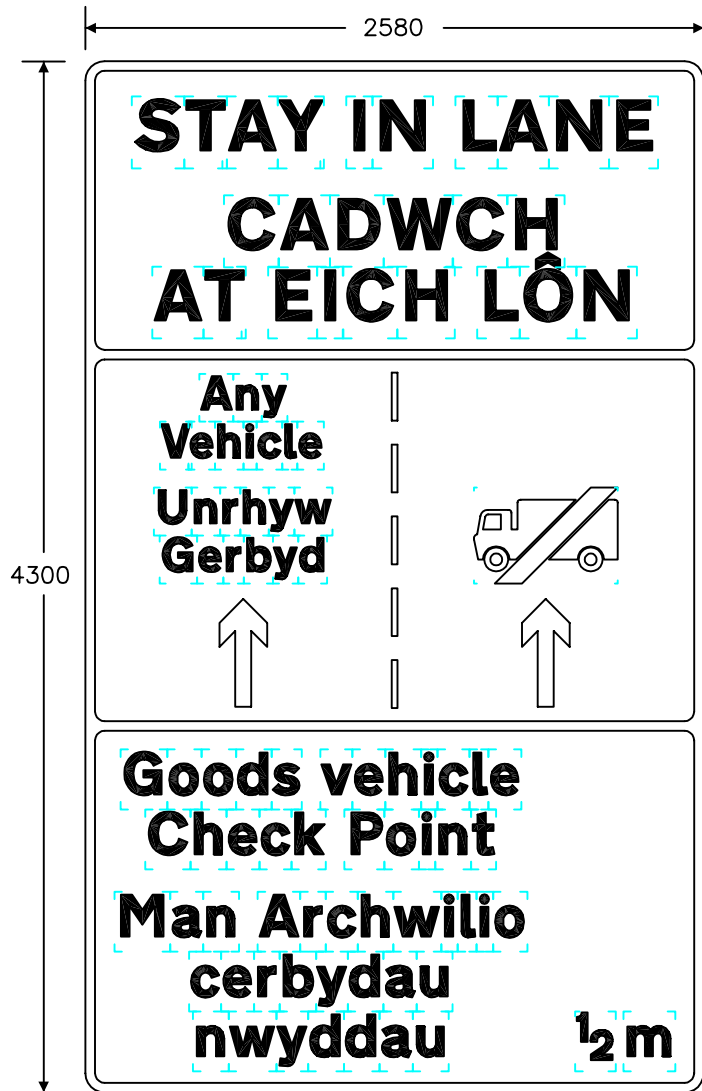
1. The legend is from the Transport Heavy alphabet at the 'x'-heights shown.
2. Details of the lorry symbol are given on drawing S 32 sheet 5.
3. The outlines of the tiles do not form part of the sign.
4. The colours are as follows:-  
Background ——— Yellow  
Legend, symbols, arrow & borders ——— Black
5. The illumination of the sign must accord with the requirements of the current 'Traffic Signs Regulations and General Directions'.
6. The order of languages may be reversed if required.
7. All dimensions relate to the minimum 'x'-heights. Dimensions are increased proportionally for other 'x'-heights. (e.g. multiply by 1.6 for maximum size)
8. All dimensions are given in millimetres.

See sheet 2 for STAY IN LANE variant (Goods vehicle)  
See sheet 3 for GET IN LANE variant (PSV)  
See sheet 4 for STAY IN LANE variant (PSV)  
See sheet 5 for GET IN LANE variant (Goods vehicle and PSV)  
See sheet 6 for STAY IN LANE variant (Goods vehicle and PSV)



3 lane variant  
(at smaller scale)

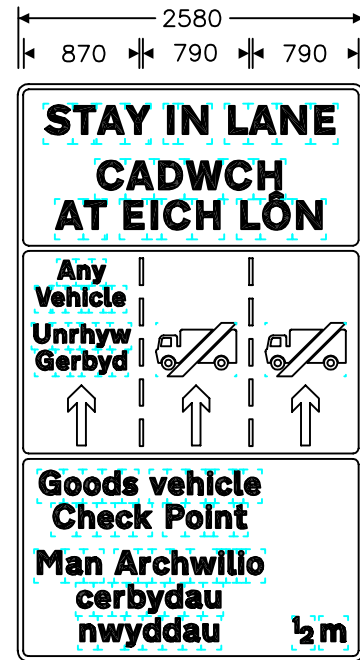
REVISIONS	
1. Redrawn & notes amended	24.9.03
2. Notes amended	7.3.07
Before using this drawing, confirm with RNM3 Division that it has not been superseded.	
Drn. A.T.I.	Appd.
Chkd.	Appl. date 30.8.96
Issue: 7.3.07	
Scale: Photo-reduced	
Title	
Temporary Informatory Signs	
GET IN LANE	
GOODS VEHICLE	
CHECK POINT	
WELSH ASSEMBLY GOVERNMENT	
Drwg. no.	WAG/P 832.7
Sheet 1 of 6	



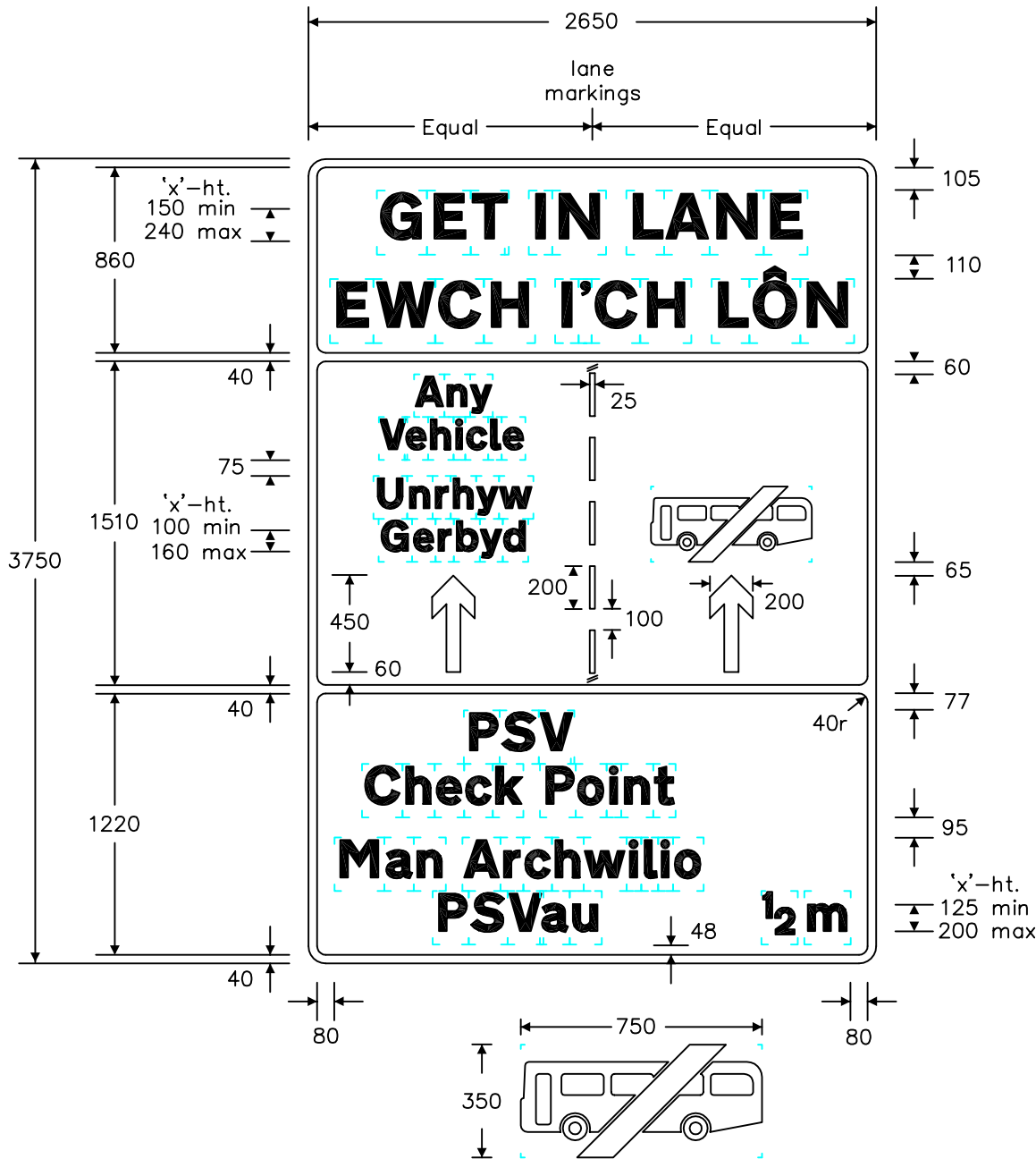
3 lane variant  
(at smaller scale)

- Notes: -
1. The legend is from the Transport Heavy alphabet at the 'x'-heights shown.
  2. Details of the lorry symbol are given on drawing S 32 sheet 5.
  3. The outlines of the tiles do not form part of the sign.
  4. The colours are as follows: -  
Background ——— Yellow  
Legend, symbols, arrow & borders ——— Black
  5. The illumination of the sign must accord with the requirements of the current 'Traffic Signs Regulations and General Directions'.
  6. The order of languages may be reversed if required.
  7. See sheet 1 for other dimensions.
  8. All dimensions are given in millimetres.

See sheet 1 for GET IN LANE variant (Goods vehicle)  
See sheet 3 for GET IN LANE variant (PSV)  
See sheet 4 for STAY IN LANE variant (PSV)  
See sheet 5 for GET IN LANE variant (Goods vehicle and PSV)  
See sheet 6 for STAY IN LANE variant (Goods vehicle and PSV)



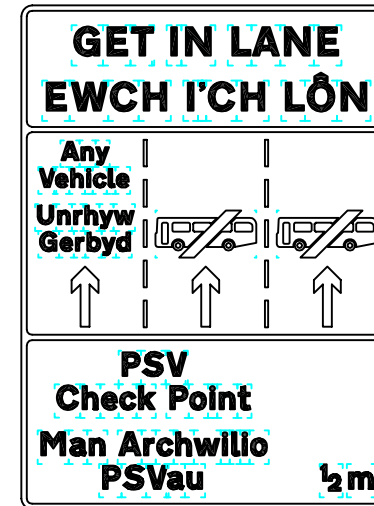
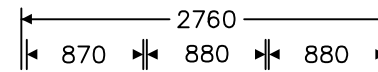
REVISIONS	
1. Notes amended	7.3.07
Before using this drawing, confirm with RNM3 Division that it has not been superseded.	
Drn. A.T.I.	Appd.
Chkd.	Appl. date 30.8.96
Issue: 7.3.07	
Scale: Photo-reduced	
Title Temporary Informatory Signs	
STAY IN LANE GOODS VEHICLE CHECK POINT	
WELSH ASSEMBLY GOVERNMENT	
Drwg. no.	WAG/P 832.7
Sheet 2 of 6	



Notes:-

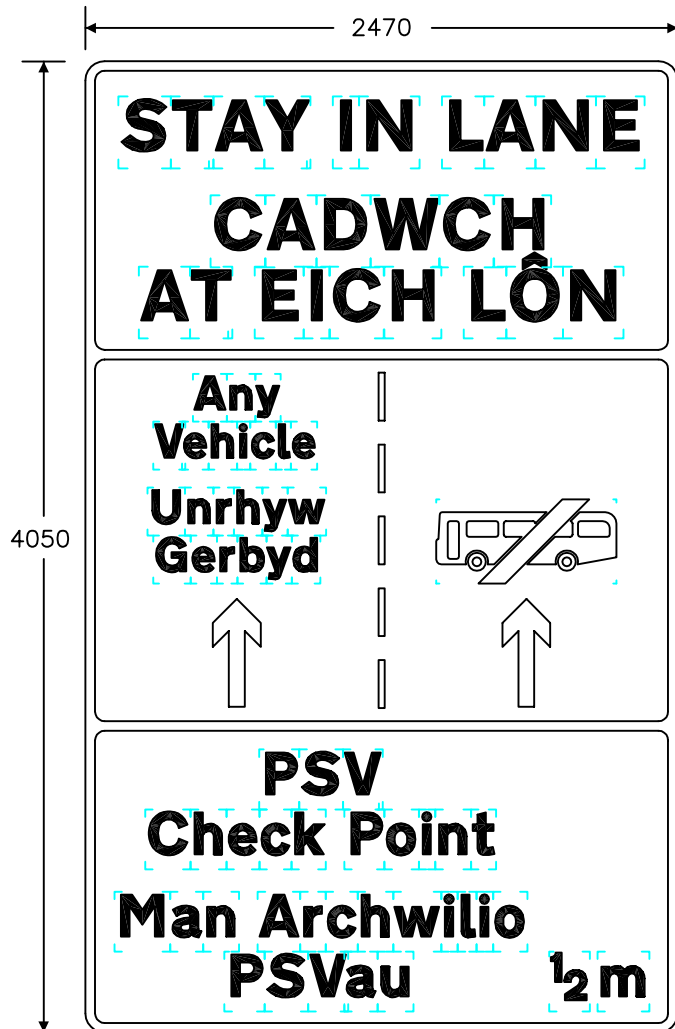
1. The legend is from the Transport Heavy alphabet at the 'x'-heights shown.
2. Details of the bus symbol are given on drawing S 25 sheet 3.
3. The outlines of the tiles do not form part of the sign.
4. The colours are as follows:-  
Background ——— Yellow  
Legend, symbols, arrows & borders ——— Black
5. The illumination of the sign must accord with the requirements of the current 'Traffic Signs Regulations and General Directions'.
6. The order of languages may be reversed if required.
7. All dimensions relate to the minimum 'x'-heights. Dimensions are increased proportionally for other 'x'-heights. (e.g. multiply by 1.6 for maximum size)
8. All dimensions are given in millimetres.

See sheet 1 for GET IN LANE variant (Goods vehicle)  
See sheet 2 for STAY IN LANE variant (Goods vehicle)  
See sheet 4 for STAY IN LANE variant (PSV)  
See sheet 5 for GET IN LANE variant (Goods vehicle and PSV)  
See sheet 6 for STAY IN LANE variant (Goods vehicle and PSV)



3 lane variant  
(at smaller scale)

REVISIONS	
1. Redrawn & notes amended	24.9.03
2. Notes amended	7.3.07
Before using this drawing, confirm with RNM3 Division that it has not been superseded.	
Drn. A.T.I.	Appd.
Chkd.	Appl. date 30.8.96
Issue: 7.3.07	
Scale: Photo-reduced	
Title Temporary Informatory Signs	
GET IN LANE PSV CHECK POINT	
WELSH ASSEMBLY GOVERNMENT	
Drwg. no.	WAG/P 832.7
Sheet 3 of 6	

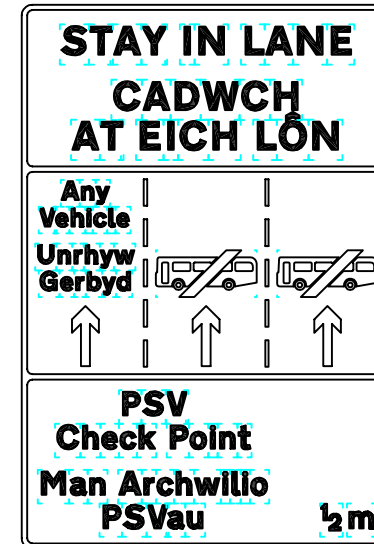
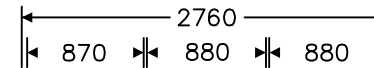


3 lane variant  
(at smaller scale)

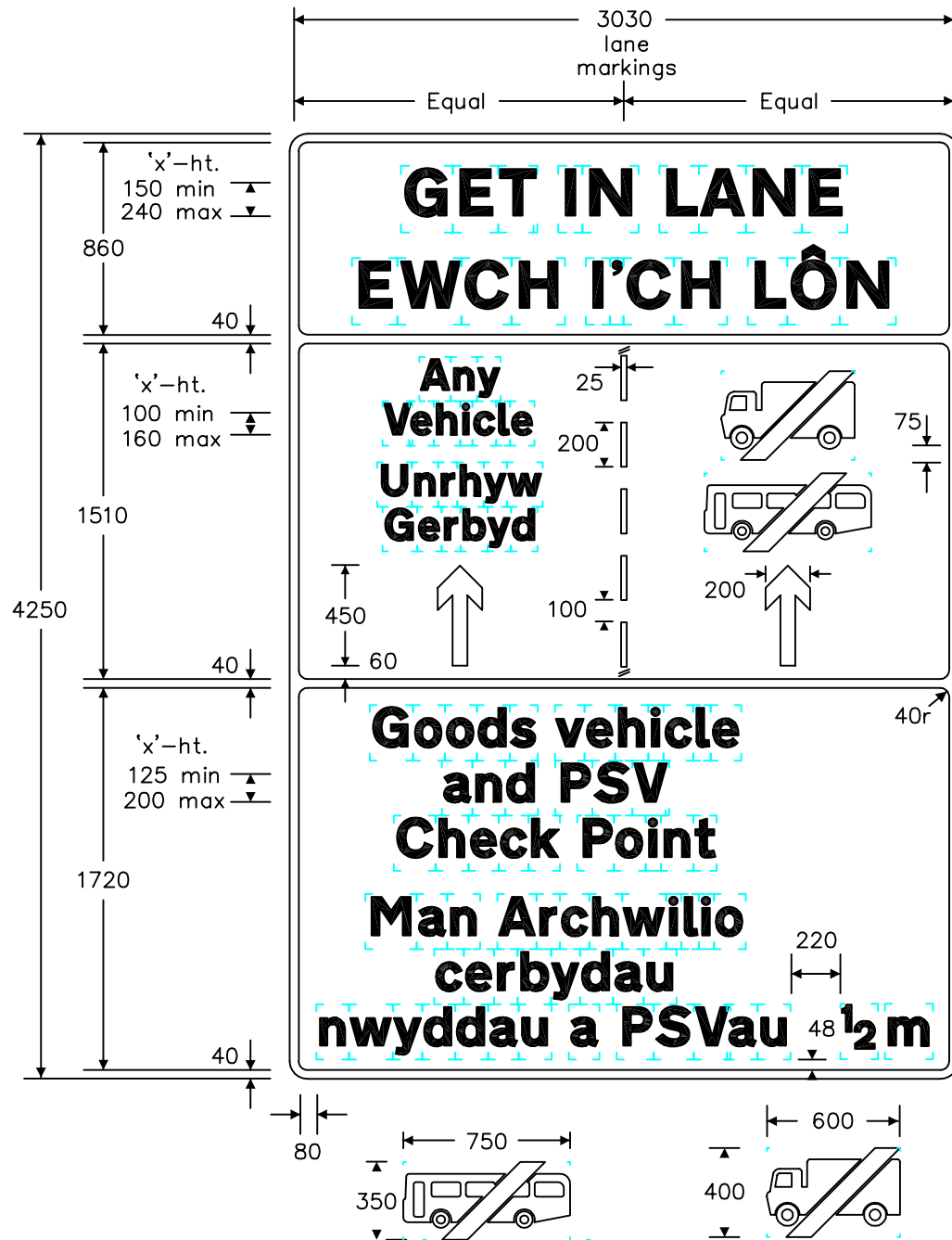
Notes: -

1. The legend is from the Transport Heavy alphabet.
2. Details of the bus symbol are given on drawing S 25 sheet 3.
3. The outlines of the tiles do not form part of the sign.
4. The colours are as follows: -  
Background ——— Yellow  
Legend, symbols, arrow & borders ——— Black
5. The illumination of the sign must accord with the requirements of the current 'Traffic Signs Regulations and General Directions'.
6. The order of languages may be reversed if required.
7. See sheet 3 for other dimensions.
8. All dimensions are given in millimetres.

See sheet 1 for GET IN LANE variant (Goods vehicle)  
See sheet 2 for STAY IN LANE variant (Goods vehicle)  
See sheet 3 for GET IN LANE variant (PSV)  
See sheet 5 for GET IN LANE variant (Goods vehicle and PSV)  
See sheet 6 for STAY IN LANE variant (Goods vehicle and PSV)




REVISIONS	
1. Notes amended	7.3.07
Before using this drawing, confirm with RNM3 Division that it has not been superseded.	
Drn.	A.T.I. Appd.
Chkd.	Appl. date 30.8.96
Issue: 7.3.07	
Scale: Photo-reduced	
Title	
Temporary Informatory Signs	
STAY IN LANE	
PSV	
CHECK POINT	
WELSH ASSEMBLY GOVERNMENT	
Drwg. no.	WAG/P 832.7
Sheet 4 of 6	



Notes: -

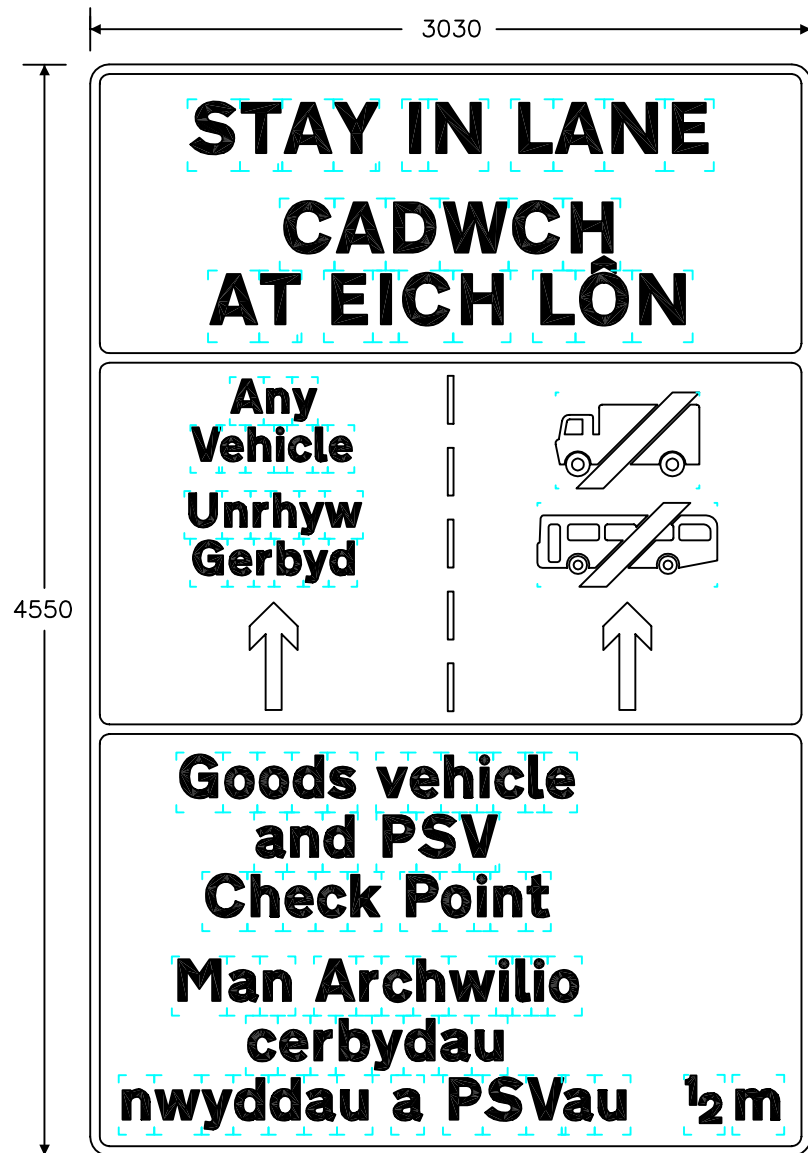
1. The legend is from the Transport Heavy alphabet at the 'x'-heights shown.
2. Details of the symbols are given on dwg S 32 sheet 5 (lorry) and S 25 sheet 3 (bus)
3. The outlines of the tiles do not form part of the sign.
4. The colours are as follows: -  
Background \_\_\_\_\_ Yellow  
Legend, symbols, arrow & borders \_\_\_\_\_ Black
5. The illumination of the sign must accord with the requirements of the current 'Traffic Signs Regulations and General Directions'.
6. The order of languages may be reversed if required.
7. All dimensions relate to the minimum 'x'-heights. Dimensions are increased proportionally for other 'x'-heights. (e.g. multiply by 1.6 for maximum size)
8. All dimensions are given in millimetres.

See sheet 1 for GET IN LANE variant (Goods vehicle)  
 See sheet 2 for STAY IN LANE variant (Goods vehicle)  
 See sheet 3 for GET IN LANE variant (PSV)  
 See sheet 4 for STAY IN LANE variant (PSV)  
 See sheet 6 for STAY IN LANE variant (Goods vehicle and PSV)



3 lane variant  
(at smaller scale)

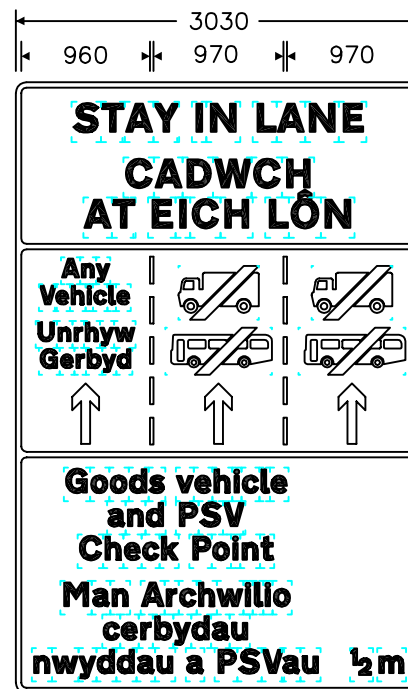
REVISIONS	
1. Redrawn & notes amended	4.11.99
2. Legend amended	25.9.03
3. Notes amended	7.3.07
Before using this drawing, confirm with RNM3 Division that it has not been superseded.	
Drn. A.T.I.	Appd.
Chkd.	Appl. date 30.8.96
Issue: 7.3.07	
Scale: Photo-reduced	
Title Temporary Informatory Signs	
GET IN LANE GOODS VEHICLE AND PSV CHECK POINT	
WELSH ASSEMBLY GOVERNMENT	
Drwg. no.	WAG/P 832.7
Sheet 5 of 6	



Notes: -

1. The legend is from the Transport Heavy alphabet.
2. Details of the symbols are given on dwg S 32 sheet 5 (lorry) and S 25 sheet 3 (bus)
3. The outlines of the tiles do not form part of the sign.
4. The colours are as follows: -  
Background \_\_\_\_\_ Yellow  
Legend, symbols, \_\_\_\_\_ Black  
arrow & borders
5. The illumination of the sign must accord with the requirements of the current 'Traffic Signs Regulations and General Directions'.
6. The order of languages may be reversed if required.
7. See sheet 5 for other dimensions.
8. All dimensions are given in millimetres.

See sheet 1 for GET IN LANE variant (Goods vehicle)  
See sheet 2 for STAY IN LANE variant (Goods vehicle)  
See sheet 3 for GET IN LANE variant (PSV)  
See sheet 4 for STAY IN LANE variant (PSV)  
See sheet 5 for GET IN LANE variant (Goods vehicle and PSV)



3 lane variant  
(at smaller scale)

REVISIONS	
1. Redrawn & notes amended	4.11.99
2. Legend amended	25.9.03
3. Notes amended	7.3.07
Before using this drawing, confirm with RNM3 Division that it has not been superseded.	
Drn. A.T.I.	Appd.
Chkd.	Appl. date 30.8.96
Issue: 7.3.07	
Scale: Photo-reduced	
Title Temporary Informatory Signs	
STAY IN LANE GOODS VEHICLE AND PSV CHECK POINT	
WELSH ASSEMBLY GOVERNMENT	
Drwg. no.	WAG/P 832.7
Sheet 6 of 6	