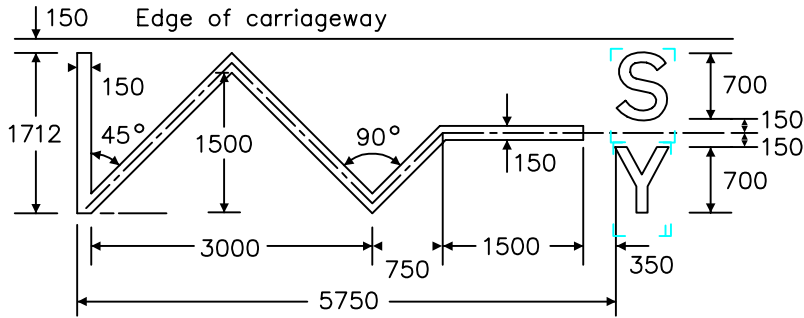
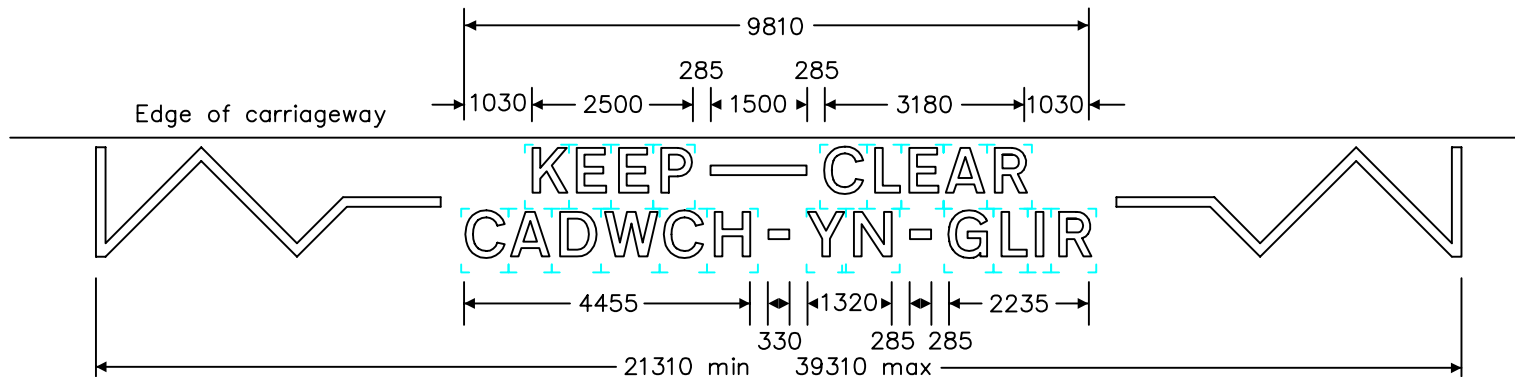
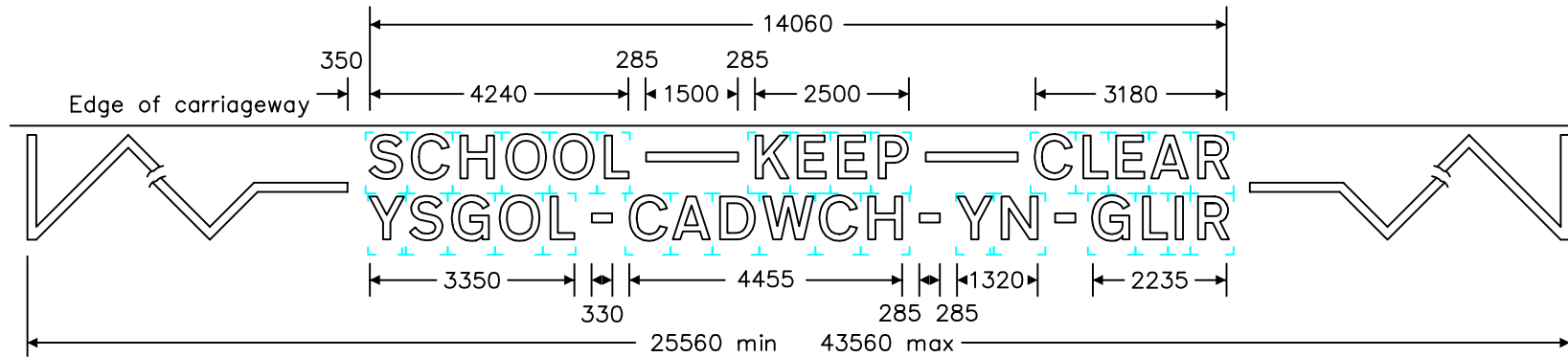


Notes:-

1. The lettering shall be from the Transport Medium alphabet at 500mm 'x'-height (700mm upper case letter height).
2. Permitted variant:- The legend SCHOOL (YSGOL) may be omitted when the marking is used to indicate that part of the carriageway which should be kept clear of stationary vehicles, outside a hospital or police, ambulance or fire station.
3. The lettering and markings shall be yellow and may be reflectorised.
4. The overall length of the markings may be increased by increments of 6 metres by the inclusion of a complete zig-zag pattern placed on each side of the wording to the maximum overall length.
5. For situations where an overall length greater than the maximum shown is required, e.g. where there is more than one school entrance, two markings of any of the lengths specified, i.e. 25.56, 31.56, 37.56 or 43.56 metres may be used. They should be separated by a nominal gap of 100mm.
6. Where two separate markings (either single or double in accordance with note 6) are required in close proximity for school entrances on the same length of road, a clear space of not less than 7 metres must be left between the markings.
7. All dimensions are given in millimetres. (N.B. Dimensions are given to the letters and not to the letter tiles).



Detail of minimum end marking



Variant

REVISIONS

1.	Dimensions amended	9.10.97
2.	Redrawn & notes amended	17.12.99
3.	Variant added on sheet 2	12.11.03
4.	Notes amended	5.2.07

Before using this drawing, confirm with RNM3 Division that it has not been superseded.

Drn.	A.T.I.	Appd.
Chkd.		Appl. date 17.1.78

Issue: 5.2.07

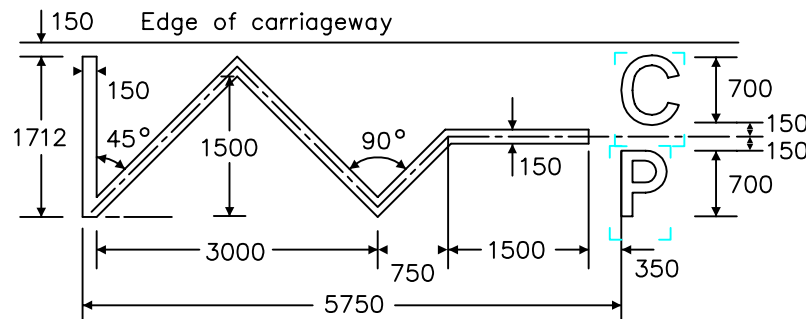
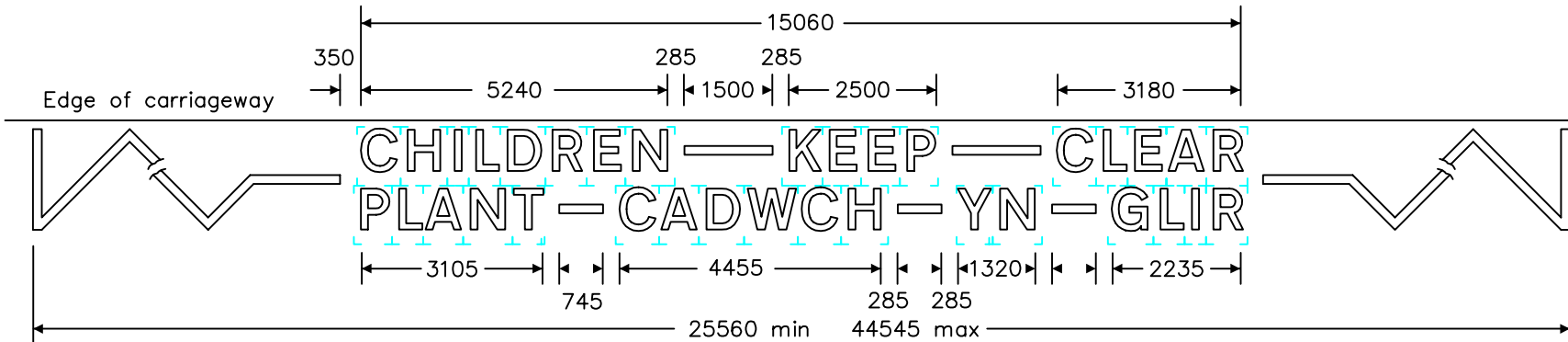
Scale: Photo-reduced

Title	Road Markings
	SCHOOL
	KEEP CLEAR

WELSH ASSEMBLY GOVERNMENT

Notes: -

1. The lettering shall be from the Transport Medium alphabet at 500mm 'x'-height (700mm upper case letter height).
2. The lettering and markings shall be yellow and may be reflectorised.
3. The overall length of the markings may be increased by increments of 6 metres by the inclusion of a complete zig-zag pattern placed on each side of the wording to the maximum overall length.
4. For situations where an overall length greater than the maximum shown is required, e.g. where there is more than one entrance, two markings of any of the lengths specified, i.e. 25.56, 31.56, 37.56 or 43.56 metres may be used. They should be separated by a nominal gap of 100mm.
5. Where two separate markings (either single or double in accordance with note 5) are required in close proximity on the same length of road, a clear space of not less than 7 metres must be left between the markings.
6. All dimensions are given in millimetres. (N.B. Dimensions are given to the letters and not to the letter tiles).



Detail of minimum end marking

REVISIONS	
1. Notes amended	5.2.07
Before using this drawing, confirm with RNM3 Division that it has not been superseded.	
Drn. A.T.I.	Appd.
Chkd.	Appl. date 12.11.03
Issue: 5.2.07	
Scale: Photo-reduced	
Title	
Road Markings	
CHILDREN KEEP CLEAR	
WELSH ASSEMBLY GOVERNMENT	
Drwg. no.	WAG/P 1027.1
Sheet 2 of 2	