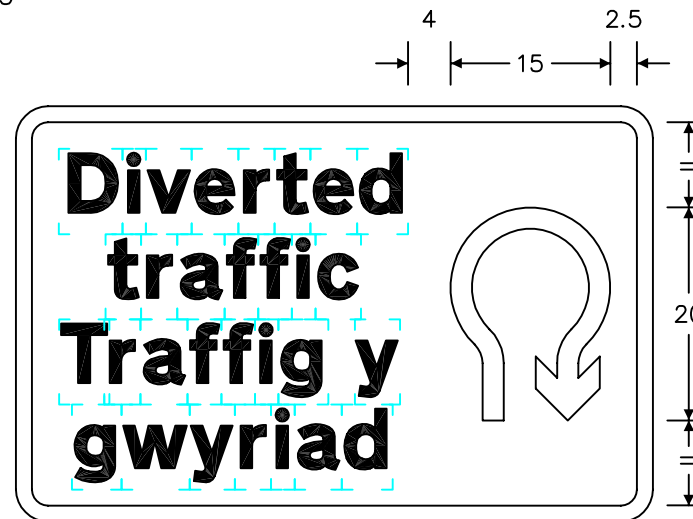
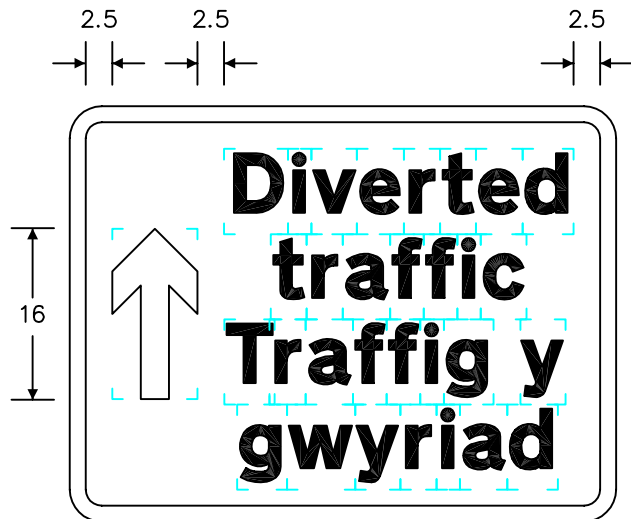
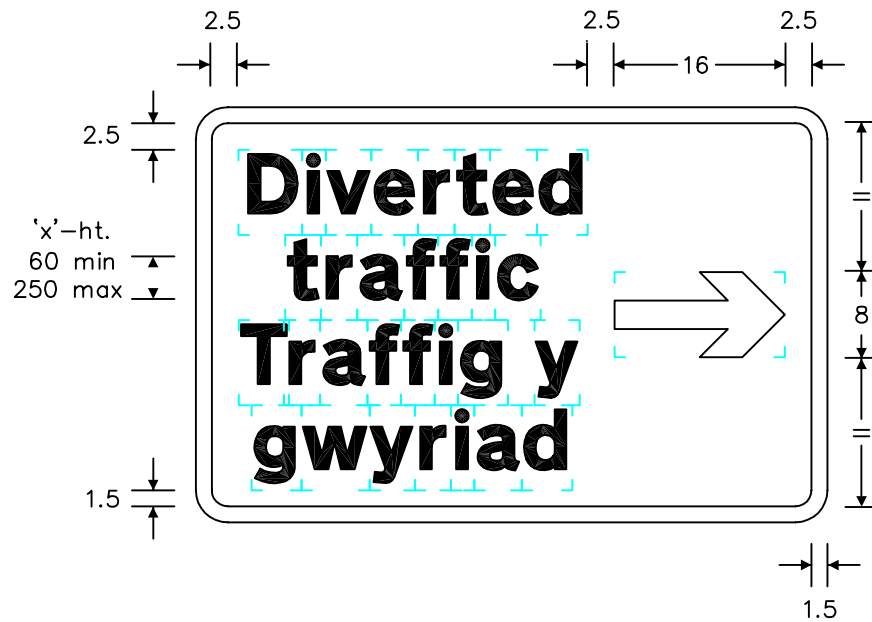
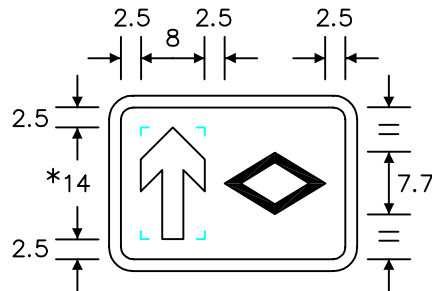


Notes: -

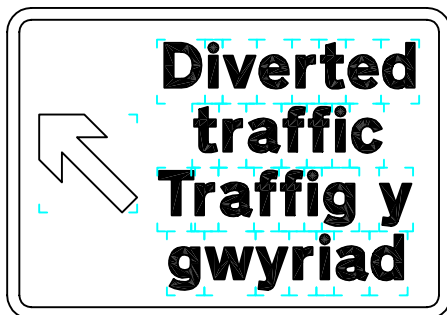
1. The legend is from the Transport Heavy alphabet at the 'x'-heights shown.
2. Details of the U-turn arrow are given in section 14 of Chapter 7 of the Traffic Signs Manual.
3. The outlines of the tiles do not form part of the sign.
4. The colours are as follows: -
Background _____ Yellow
Legends, arrows _____ Black
5. The illumination of the sign must accord with the requirements of the current 'Traffic Signs Regulations and General Directions'.
6. The 'x'-heights shown are given in millimetres, all other dimensions are given in stroke widths (i.e. $1s/w = 1/4 \times \text{'x'-height}$).
7. The sign is designed in accordance with the current design rules.
8. The order of languages may be reversed if required.
9. See sheet 2 for other variants.



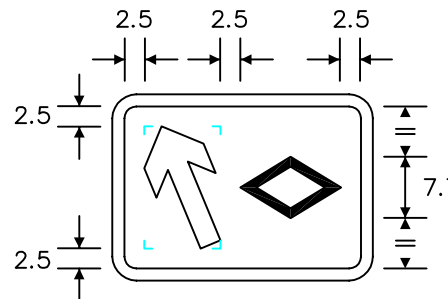
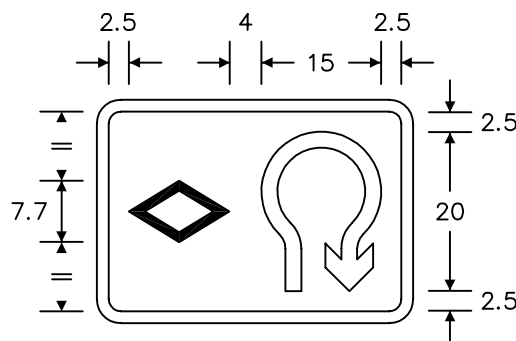
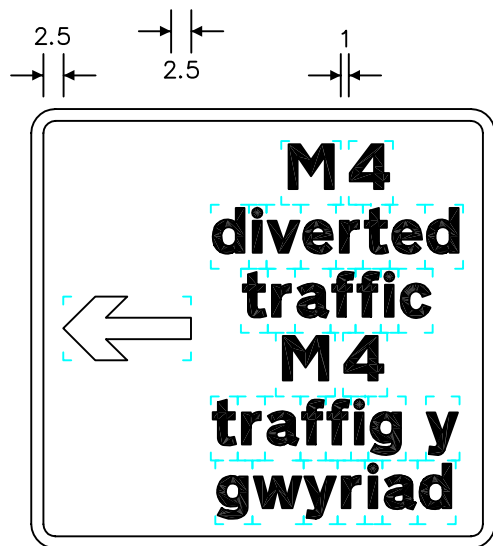
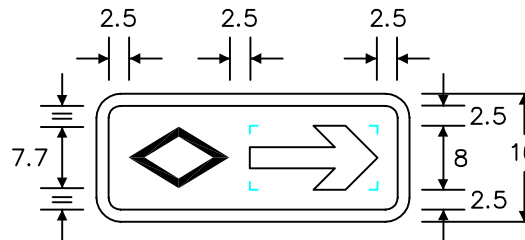
REVISIONS	
1.	Layout of legend amended 1.12.82
2.	Notes & dimensions amended 4.11.83
3.	756 removed, variants added, dwg. no. chgd. from 755 30.12.93
4.	Redrawn 18.11.97
5.	Welsh legend amended 24.8.00
6.	Notes amended 6.10.04
7.	Variants amended 14.11.06
Before using this drawing, confirm with RNM3 Division that it has not been superseded.	
Drn. A.T.I.	Appd.
Chkd.	Appl. date 4.10.76
Issue: 14.11.06	
Scale: Photo-reduced	
Title	
Temporary Signs	
DIVERTED TRAFFIC	
WELSH ASSEMBLY GOVERNMENT	
Drwg. no.	WAG/P 2703
Sheet 1 of 2	



* This dimension applies only when the arrow is pointing vertically upwards alongside a symbol, otherwise the length of the arrow is 16sw



'x'-ht.
60 min
250 max



Notes: -

1. The legend is from the Transport Heavy alphabet at the 'x'-heights shown.
2. The outlines of the tiles do not form part of the sign.
3. Details of the diversion symbols are given on drawing S56. Details of the U-turn arrow are given in section 14 of Chapter 7 of the Traffic Signs Manual.
4. The colours are as follows: -
Background _____ Yellow
Legends, symbol, arrows & borders _____ Black
5. The illumination of the sign must accord with the requirements of the current 'Traffic Signs Regulations and General Directions'.
6. The 'x'-heights shown are given in millimetres, all other dimensions are given in stroke widths (i.e. 1s/w = 1/4'x'-height).
7. The sign is designed in accordance with the current design rules.
8. The order of languages may be reversed if required.
9. See sheet 1 for other dimensions and variants.

REVISIONS

1. Layout of legend amended 1.12.82	
2. Notes & dimensions amended 4.11.83	
3. 756 removed, variants added, dwg. no. chgd. from 755 30.12.93	
4. Redrawn 18.11.97	
5. Welsh legend amended 24.8.00	
6. Notes amended 6.10.04	
7. Variants added 15.11.06	
Before using this drawing, confirm with RNM3 Division that it has not been superseded.	
Drn. A.T.I.	Appd.
Chkd.	Appl. date 4.10.76
Issue: 15.11.06	
Scale: Photo-reduced	
Title Temporary Signs	
ROUTE FOR DIVERTED TRAFFIC AT JUNCTION AHEAD (variants)	
WELSH ASSEMBLY GOVERNMENT	
Drwg. no.	WAG/P 2703
Sheet 2 of 2	