



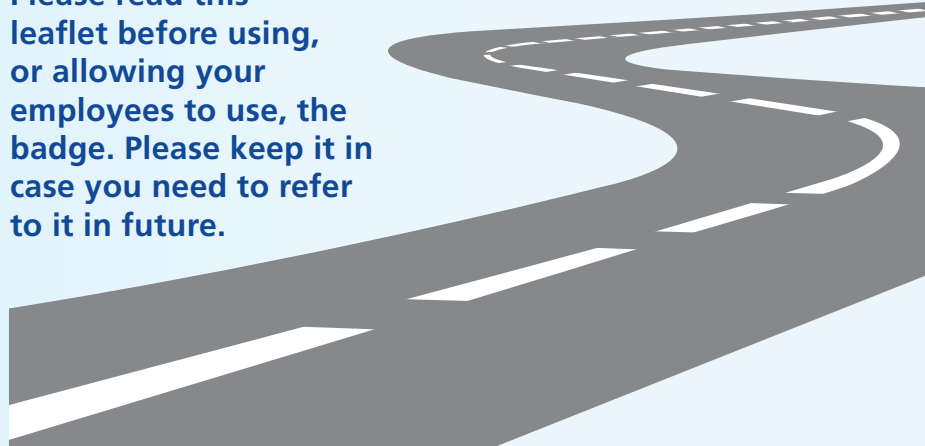
Llywodraeth Cymru  
Welsh Government

# The Blue Badge scheme: Organisational rights and responsibilities

[www.cymru.gov.uk](http://www.cymru.gov.uk)



Please read this leaflet before using, or allowing your employees to use, the badge. Please keep it in case you need to refer to it in future.



**Record useful information here  
so that it is always to hand**

**Badge serial  
number**

**Issued by  
(name of your  
local authority)**

**Issuing office  
address**

**Issuing office  
telephone  
number**

**Badge expiry  
date**

**Please note that this leaflet  
refers to Wales only.**

**The concessions available in  
England, Scotland and Northern  
Ireland may not be the same  
and you are advised to check  
with the relevant authority  
when travelling outside Wales.**

ISBN 978 0 7504 7321 5

Produced by the Welsh Government  
Updated February 2012

WG14601 / G/MH/4276 / February  
Typeset in 12pt / © Crown copyright 2012

# Contents

	Page		Page
<b>The Blue Badge Scheme</b>	<b>4</b>	<b>2. Where can I park ?</b>	<b>13</b>
<b>Who is eligible for a Blue Badge?</b>	<b>5</b>	Where you can park	14
<b>1. Your responsibilities as a Blue Badge holder</b>	<b>7</b>	Places you need to check before parking	16
How to display the badge	9	Places where you cannot park	18
When you need to use a parking clock	10	Safe and responsible parking	19
Power to inspect the badge	10	<b>3. Other Information</b>	<b>21</b>
Renewing the badge	11	Toll Concessions	21
Replacing the badge	11	Travelling in London	22
Returning the badge	11	Central London Congestion Charging Scheme	22
		Travelling abroad	23


# The Blue Badge Scheme

The aim of the scheme is to help disabled people with severe mobility problems to access goods, services and other facilities, by allowing them to park close to their destination.

The scheme provides a national range of on-street parking concessions for Blue Badge holders.

The scheme does not apply to off-street car parks such as those provided by local authorities, hospitals and supermarkets. Please check signs in these car parks to see what conditions apply.

*Please note that when travelling outside Wales, but within the UK, the concessions may not always be the same. Please check with the relevant authority in England, Scotland or Northern Ireland.*



This leaflet provides organisations with information about where they can and cannot park in the on-street environment only and how they should use the organisational Blue Badge properly.

## Organisational Blue Badges

**An organisational Blue Badge can be issued to certain organisations for use in a motor vehicle (or vehicles) when that vehicle (or vehicles) is to be used to transport disabled people who would qualify for a Blue Badge in their own right.**

Badges will only be issued to organisations that both care for and transport disabled people who would themselves be eligible for an individual Blue Badge.

## Who is eligible for an individual Blue Badge?

People may be eligible for a badge if they are over two years old and:

- receive the Higher Rate of the Mobility Component of the Disability Living Allowance; or
- are registered blind (severely sight impaired); or
- receive a War Pensioner's Mobility Supplement; or
- receive a lump sum benefit under the Armed Forces and Reserved Forces (Compensation) Scheme within tariff levels 1-8 (inclusive) and have been assessed and certified as having a permanent and substantial disability which causes inability to walk or very considerable difficulty in walking; or

- have a permanent and substantial disability which causes inability to walk or very considerable difficulty in walking.

In addition, children under the age of three may also be eligible for a badge if they fall within either or both of the following descriptions:

- a child who, on account of a condition, must always be accompanied by bulky medical equipment which cannot be carried around with the child without great difficulty;
- a child who, on account of a condition, must always be kept near a motor vehicle so that, if necessary, treatment for that condition can be given in the vehicle or the child can be taken quickly in the vehicle to a place where such treatment can be given.



How do I use  
the Blue Badge  
properly ?



1

The badge and its concessions can only be used by employees of the organisation for the purpose of transporting disabled people who would themselves be eligible for an individual Blue Badge (see above). Employees must never use the badge for their own benefit or use it, for example, to carry out errands for the organisation. The badge can only be displayed when disabled people in the care of the organisation are being transported.

All employees of the organisation who are responsible for transporting disabled people should be made aware of the rules of the scheme as set out in this leaflet so that they do not unknowingly misuse the badge.

It is a criminal offence for anyone to misuse the badge, and doing so could lead to a £1,000 fine.

*You must never give the badge to others outside your organisation to allow them to have the benefit of the parking concessions.*

*You must never copy the badge or attempt to alter the details.*

*The badge remains the property of the issuing local authority.*

*They can ask for the badge to be returned if it is being misused.*





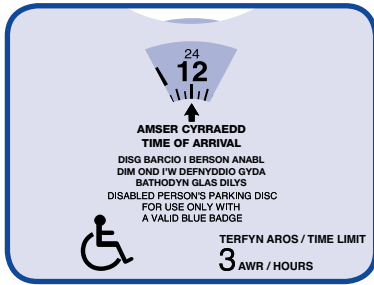
## How to display the badge

The badge should only be displayed when eligible disabled people are being dropped off at or picked up from the place where the vehicle is parked by an employee of the organisation. The badge should not be displayed at other times.

When using the parking concessions, the badge must be displayed on the vehicle's dashboard or fascia panel, where it can be clearly read through the front windscreen. If there is no dashboard or fascia panel in the vehicle, the badge must still be

displayed in a place where it can be clearly read from outside the vehicle. The front of the badge should face upwards, showing the wheelchair symbol. **The side showing the stamp or logo of the organisation should not be visible through the windscreen.**

**Incorrect display of the badge may result in a parking fine.**



*Blue parking clock*



## When you need to use a parking clock

When a vehicle is parked on yellow lines or in other places where there is a time restriction, the parking clock needs to be displayed with the badge to show the time of arrival. The clock should be set to show the quarter hour period during which the vehicle arrived. The clock should be sent to your organisation together with the organisational Blue Badge. If not, contact the issuing authority and ask them to send you one.

## Power to inspect the badge

Police officers, traffic wardens, parking attendants and civil enforcement officers have the power to inspect a badge. These people are required to produce an identity card with their photograph on it to prove they are who they say they are. If asked to see the badge, the organisation's employees must not refuse as they will be breaking the law and could be fined up to £1,000.

## Renewing the badge

An organisation should re-apply for a new badge from their local authority some weeks before its expiry date. You can do this using the Blue Badge Improvement Service that is available via <http://wales.gov.uk/topics/localgovernment/localauthorities/?lang=en>

**The badge must not be used if it has expired.**

## Replacing the badge

The organisation must apply to their local authority for a replacement badge if the badge is lost or stolen. You can also notify your local authority using the Blue Badge Improvement Service that is available on <http://wales.gov.uk/topics/localgovernment/localauthorities/?lang=en>

## Returning the badge

The badge should be returned securely to the local authority in the following circumstances;

- the organisation has ceased to exist;
- the organisation no longer cares for individuals who would qualify for a Blue Badge in their own right;
- the badge becomes damaged or illegible;
- a replacement badge has been issued for one that is lost or stolen and the original is found/recovered (then the original badge must be returned);
- the badge ceases to be required by the organisation.

Please inform your local authority if the organisation changes address.

**If the badge is displayed when it is not valid (for any of the reasons above) the organisation may be fined up to £1,000.**




The Blue Badge scheme is administered and enforced by your local authority and you should always contact them first for further information.

The following link can help you find your local authority

**[http://wales.gov.uk/  
topics/localgovernment/  
localauthorities/?lang=en](http://wales.gov.uk/topics/localgovernment/localauthorities/?lang=en)**

What  
are the  
rules ?




2

# Where you can park

## Place

### Yellow lines



## Conditions

Badge holders may park on single or double yellow lines for up to three hours but in general not where there are restrictions on loading or unloading – indicated by yellow kerb dashes and/or signs on plates. Where local schemes apply, you should check the rules for that area.

**You are not entitled to park on yellow lines in off-street car parks.**

**You must display the Blue Badge** and the blue parking clock showing the quarter hour period during which you arrived.

You must wait for at least one hour after a previous period of parking before you can park the same vehicle in the same road or part of a road on the same day.

Place	Conditions
'On-street' parking meters and pay-and-display machines	Badge holders may park for free and for as long as they need to. <b>You must display the Blue Badge.</b>
'On-street' disabled parking bays (Signs have a blue wheelchair symbol)	You may park free and without time limit unless signs say otherwise (check local signs for information). <b>You must display the organisational Blue Badge.</b> Always try to use these bays instead of parking on yellow lines.

# Places you need to check before parking

There are a number of restrictions and local parking schemes which you need to be aware of. Here is a list of those places and the parking restrictions in force. If in doubt, ask the relevant authority before you travel.

## Place

Off-street car parks (such as supermarket, hospital or local authority car parks)



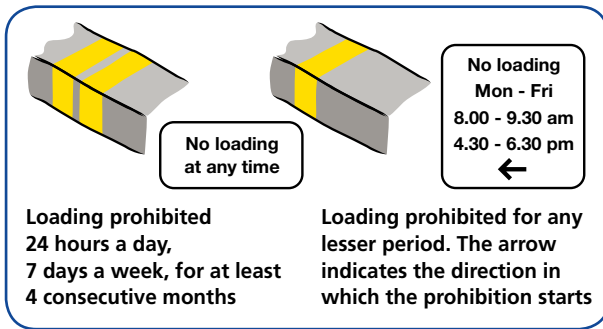
## Conditions

Off-street car park operators should provide parking spaces for disabled people. However, it is up to the car park owner to decide whether badge holders can park free of charge.

**Do not assume you can always park for free.**



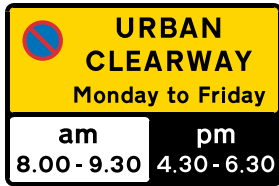
Place	Conditions
Town centres where local schemes are in operation	Please check local signs for information.
On-street parking areas where all motorists can park for free but only for a limited time	Badge holders may park for as long as they wish unless signs say otherwise. Please check with signs before parking. If there is a time limit please display the blue parking clock which should be set to show the quarter hour period during which you arrived.
Road systems at airports	Contact the airport in advance to check the parking arrangements.
Private roads	<b>Do not park unless you have permission from the owner(s).</b>



## Places where you cannot park

The Blue Badge is not a licence to park anywhere. Like other road users, you must obey the rules of the road, as laid out in the Highway Code. Here is a list of places where you must not park.

- Places where a ban on loading or unloading is in force, as indicated above by kerb markings.
- Parking places reserved for specific users such as resident's bays or loading bays.
- Pedestrian crossings (zebra, pelican, toucan and puffin crossings), including areas marked by zig-zag lines.
- Clearways (no stopping).
- A bus stop clearway during its hours of operation.
- An urban clearway within its hours of operation. You may pick up or drop off passengers. All parking is forbidden.
- School 'keep clear' markings during the hours shown on a yellow no-stopping plate.

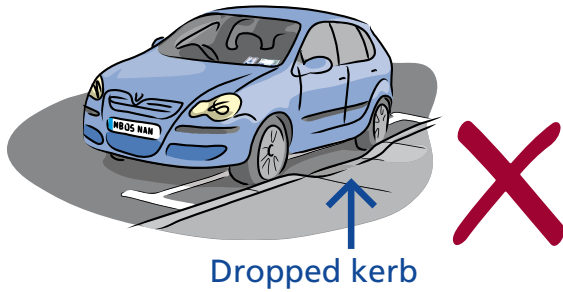


- Bus, tram or cycle lanes or cycle tracks. Badge holders are not entitled to drive in bus lanes during their hours of operation.
- Where there are double white lines in the centre of the road (even if one of the lines is broken).
- Suspended meter bays or when use of the meter is not allowed.
- Where temporary parking restrictions are in force, as shown for example by no-waiting cones.

## Safe and responsible parking

Do **not** park where it would endanger, inconvenience or obstruct pedestrians or other road users. Examples of dangerous or obstructive parking include the following, although there are others:

- school entrances, bus stops, on a bend, or near the brow of a hill or hump bridge;
- parking opposite or within 10 metres (32 feet) of a junction, except in an authorised parking space;
- where it would make the road narrow, such as by a traffic island or roadworks;



- where it would hold up traffic, such as in narrow stretches of road or blocking vehicle entrances;
- where emergency vehicles stop or go in and out, such as hospital entrances;
- where the kerb has been lowered or the road raised to help wheelchair users; and
- on a pavement, unless signs permit it.

**The Blue Badge is not a licence to park anywhere. If you park where it would cause an obstruction or danger to other road users you could be fined or have your vehicle removed.**

### REMEMBER

The organisation's vehicle cannot legally be wheelclamped on the public highway ('on-street') for parking offences, provided the valid organisational Blue Badge is correctly displayed according to the rules of the scheme.


Parking in forbidden areas or where it would endanger or obstruct other road users is an offence, which could result in the organisation receiving a parking fine. The organisation could also be prosecuted, have the car towed away and the badge withdrawn.


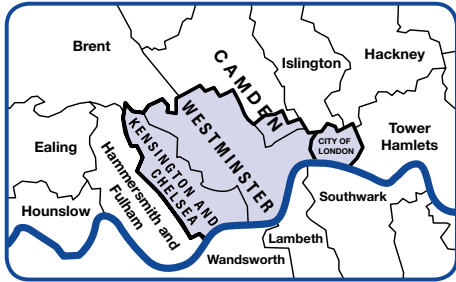
# 3 Other Information

## Toll Concessions

Organisational Blue Badge holders may be exempt from payment of tolls at certain river crossings. Details on the concessions are available on the Directgov website at

**[http://www.direct.gov.uk/en/DisabledPeople/MotoringAndTransport/Bluebadgescheme/DG\\_4001061](http://www.direct.gov.uk/en/DisabledPeople/MotoringAndTransport/Bluebadgescheme/DG_4001061)**





## Travelling in London

The Blue Badge scheme does not fully apply in certain parts of Central London. If you are planning to visit Central London, you need to get further information about parking before travelling.

Please contact the relevant London borough or [www.bluebadgelondon.org.uk](http://www.bluebadgelondon.org.uk) for information.

## Central London Congestion Charge Scheme

Vehicles used by the organisation for the sole purpose of transporting disabled people who would themselves qualify for an individual Blue Badge, can be registered for the 100% discount from the Congestion Charge.

To qualify you must first register the organisation with the Transport for London and pay a registration fee of

£10. You need to apply at least 10 days before your journey. Further information for Blue Badge holders can be obtained from <http://www.tfl.gov.uk/roadusers/congestioncharging> or by calling **0845 900 1234**.

## Travelling abroad

You can use your badge when travelling in the European Union but concessions do vary. If in doubt, always check locally before travelling somewhere new. The Blue Badge is recognised throughout the European Union (EU). This means that you can take advantage of the parking concessions available in all other EU countries.

Please note that the concessions provided in other EU countries may not be the same as in the UK. You can download a full list of the EU concessions at

[http://www.direct.gov.uk/en/DisabledPeople/MotoringAndTransport/Bluebadgescheme/DG\\_4001061](http://www.direct.gov.uk/en/DisabledPeople/MotoringAndTransport/Bluebadgescheme/DG_4001061)

As concessions in other EU countries may change over time, we advise you to check what concessions are available before travelling. There are no current arrangements for you to use the badge outside the European Union, in countries such as the USA, Canada, Australia or New Zealand, although they may be prepared to recognise the Blue Badge. We advise you to check what concessions are available before travelling to non-EU countries.



