



Llywodraeth Cymru
Welsh Government

Welsh Marine and Fisheries Scheme

General Funding Round Window 3

*Full Application Form - How to Complete
Guidance*

Contents

Information	3
Registering for RPW Online	5
Rural Payments Wales Online	5
Government Gateway Login page	5
Home Page	6
Forms Page	8
WMFS General Funding Round Window 3 Application Form – Start Application.....	9
Continue Application/Start Again.....	10
Introduction	12
Privacy Notice	13
Business / Organisation Details	14
Vessel Details	16
Project Overview	18
Project Plan	20
Project Plan - Strategic Fit	21
Project Plan - Suitability of Investment	23
Project Plan - Project Delivery.....	24
Project Plan – Project Delivery - Risk Management	26
Project Plan – Long Term Sustainability.....	28
Project Plan - Project Management.....	29
Project Plan – Value for Money	30
Maximum & Minimum Grant Values	33
Project Plan - Cross Cutting Themes	35
Project Plan - Indicators and Outcomes	36
Project Plan - Financial and Compliance.....	40
All Projects.....	40
Checklist of Supporting Documents	42
Submission	43
Errors, Information and Summary	43
Declaration and Undertakings	44
Submission Page – Submit	45
Following Successful Submission	46
What happens next?	46
Contacts.....	47

Version: 2

Issue Date: January 2026

Issued By: Welsh Government

© Crown Copyright 2025

WG51040 ISBN: 978-1-83625-889-6

Information

This guide takes you through the steps to complete and submit your application for the Welsh Marine and Fisheries Scheme (WMFS) General Funding Round Window 3 to the Welsh Government.

You will need to populate an online form providing the Welsh Government with details of your project so this can be assessed for eligibility and if acceptable, scored for selection. Applicants will be notified of the outcome of selection and only applications that have been selected will be subject to full appraisal for consideration of offer of Grant Award.

Please read this guidance carefully. You will also need to refer to the [Welsh Marine and Fisheries Scheme Overarching guidance booklet](#) and the <https://www.gov.wales/general-funding-round-window-3-welsh-marine-and-fisheries-scheme-guidance> as these contain the full details of the opportunities available as well as the key eligibility criteria.

For selected projects, the amount of funding to be made available for each application will be decided during the appraisal of the application and will not be finalised until the assessment and appraisal processes have been completed. The final grant figure awarded, will not be higher than that stated in the application and where applicable capped to £100,000.

Applications must be submitted electronically via RPW online. Applications may be submitted at any time during the dates published for the opening and closing of the scheme window. There will be no opportunity for an extension.

There is no requirement for applicants to wait until the end of the application window. It is strongly recommended that the application is submitted as early as possible.

The plans and documents that you must complete and submit include:

- The WMFS General Funding Round Online Application.
- 3 year business plan (this is not required if the applicant is a Public Law Body or Academia). Only required for applications where the grant funding requested is greater than £10,000
- 3 years of Certified Accounts (this is not required if the applicant is a Public Law Body or Academia). Only required for applications where the grant funding requested is greater than £10,000
- 3 years of financial projections (this is not required if the applicant is a Public Law Body or Academia). Only required for applications where the grant funding requested is greater than £10,000
- Evidence of match funding available (bank loan, overdraft, etc.) where applicable. Only required for applications where the grant funding requested is greater than £10,000.
- Evidence of Turnover – only required for applications where the grant funding requested is less than £10,000.
- Planning permission if appropriate and any other approvals / consents
- Any quotes received which form part of the full application.

For applications from Business / Organisations less than three years old, the available accounts will be considered.

If your investments require planning approval, if available, include any existing planning consents. (Evidence of planning approval will be required before any grant claim can be processed).

If information is missing from an application, we will request it, but this will slow down the appraisal of your application.

Please note: For any problems with RPW Online you should contact the RPW Online Helpdesk on 0300 062 5004.

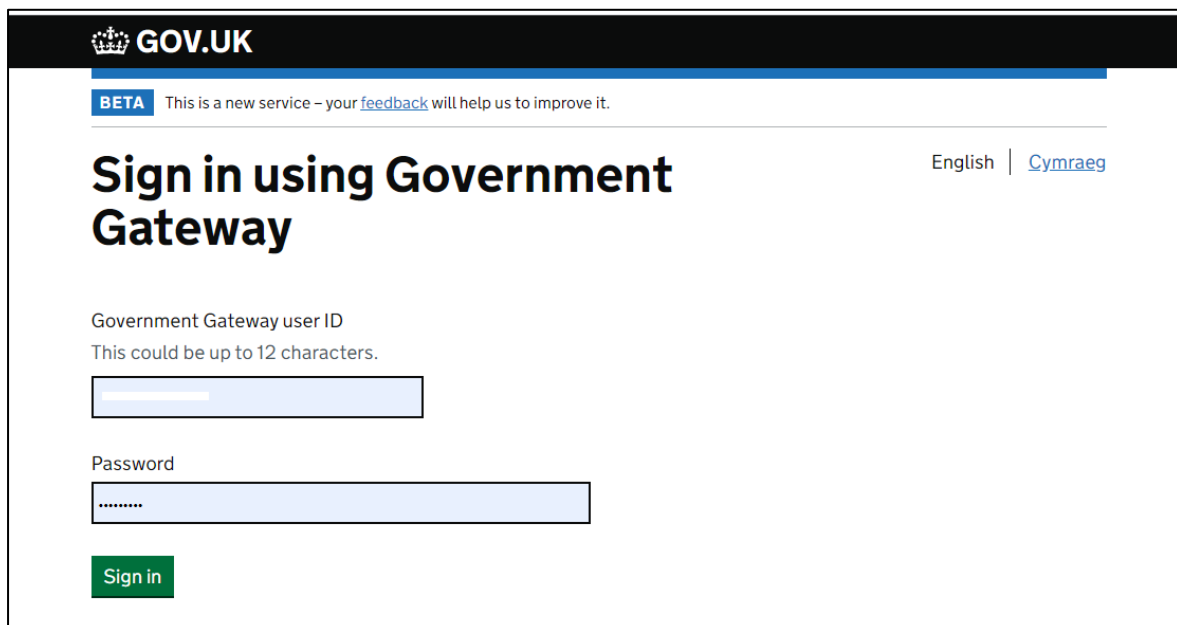
[Back to Contents](#)

Registering for RPW Online

To register your business details for the first time, you need to complete the [online registration form](#). Please refer to the [how to register guidance](#) for further details. The vast majority of changes to business details can be done online. However, Welsh Government may require further details on any major changes. Please contact the Customer Contact Centre for further information.

Rural Payments Wales Online Government Gateway Login page

Log into your RPW Online Account – enter your User ID and Password in the boxes and click the **Sign In** button.



The screenshot shows the Government Gateway login interface. At the top is the GOV.UK logo. Below it is a blue banner with the word 'BETA' and the text 'This is a new service – your [feedback](#) will help us to improve it.' The main heading is 'Sign in using Government Gateway'. To the right of the heading are links for 'English' and 'Cymraeg'. Below the heading, there are two input fields: 'Government Gateway user ID' with a note 'This could be up to 12 characters.' and 'Password'. A green 'Sign in' button is located below the password field.

GOV.UK

BETA This is a new service – your [feedback](#) will help us to improve it.

Sign in using Government Gateway English | [Cymraeg](#)

Government Gateway user ID
This could be up to 12 characters.

Password



Sign in

If you are encountering any problems or are unable to access your online account, please contact the RPW Online Helpdesk on 0300 062 5004.

[Back to Contents](#)


Home Page

Once logged in to your online account the RPW Online 'Home' page will appear.



Taliadau Gwledig Cymru
Ar-Lein Online
Rural Payments Wales

CRONFA AMAETHYDDOL EWROP AR GYFER
DATBLYGU GWLEDIG: EWROP YN
BUDDSODDI MEWN ARDALEDD GWLEDIG
THE EUROPEAN AGRICULTURAL FUND FOR
RURAL DEVELOPMENT:
EUROPE INVESTING IN RURAL AREAS



CRN:

Cymraeg Log Off

Home My Details Land Correspondence 12 Forms Contracts and Small Grants

The submission deadline for SAF and Glastir Commons applications and supporting documents has been extended to 15 June due to Covid-19. Late submission penalties will apply from 16 June until 10 July. The wording in the applications has not been amended to reflect these new dates. 15 May remains the declaration date for land at your disposal.

BPS Greening requirements regarding Crop Diversification have been removed due to the exceptional weather and Covid-19. The SAF may still display warning messages regarding Crop Diversification – these can be ignored. Other Greening requirements, including Permanent Pasture and EFA requirements remain in place; please do not ignore these warnings as failure to meet the requirements will affect your greening payment.

When you have finished your online session, please ensure that you log out and close the browser.

When completing applications ensure you do not use your browser's back button.

Messages between You and RPW

Unread Dogfennau wedi dod i law Taliadau Gwledig Cymru / Documents received by RPW

- Single Application Form : Single Application Form 2021 (12/01/2021)
- Single Application Form - Summary : Single Application Form 2021 (12/01/2021)

Dogfennau wedi dod i law Taliadau Gwledig Cymru / Documents received by RPW

- RBIS Food Form Summary : Rural Business Investment Scheme - Food Form (05/01/2021)

Unread Llythyr Terfynu'r CPH / CPH Expiry Letter

- Temp CPH Expiry Letter : CPHExpiryLetter (04/01/2021)

Unread Llythyr Terfynu'r CPH / CPH Expiry Letter

- Temp CPH Expiry Letter : CPHExpiryLetter (03/12/2020)

Useful Links

- BCMS
- Farming and scheme information
- Bovine TB
- Farm animal movements and identification
- Farming Connect
- Offices Map
- European Maritime and Fisheries Fund

In the Start a Form section at the bottom of the Home screen, click the relevant scheme name you wish to apply for. The WMFS General Funding Round Window 3 Application form will be available here until the closing date of the window.


Start a Form

[Single Application Form 2024](#)
[Added Value \(Fisheries\) Application Available until](#)
[Appeal Available anytime](#)
[Capital Works Claim](#)
[FCERM Contract Variation Available anytime](#)
[Farm Business Grant - Yard Coverings EOI Available until](#)
[Flood and Coastal Erosion Risk Management - Natural Flood Management Grant Available until](#)

[Grant Claim Form](#)
[Growing for the Environment EOI Available until](#)
[Habitat Wales Scheme Expression of Interest Available anytime](#)
[Health and Safety \(Welsh Marine and Fisheries Scheme\) Application Available until](#)

[Horticulture Development Scheme Form Available until](#)
[Small Grants - Horticulture Start Up Full Application Available until](#)
[Small Grants - Woodland Creation Available until](#)
[Small Grants - Yard Coverings Expression of Interest](#)
[WMFS General Funding Round Application Available until](#)
[Woodland Creation Planning Scheme EOI Available until](#)

Or you can click the tab labelled **‘Forms’** on the RPW Online home page, as shown below:



RPW

Taliadau Gwledig Cymru
Ar-Lein Online
Rural Payments Wales

CRN:

Cymraeg Log Off

Home My Details Land Correspondence 8 Forms Contracts and Small Grants


This will take you through to the ‘Forms’ page.

To change the Language at any time, click the **Cymraeg** button located in the top right hand corner bar of the RPW Online information. This will allow you to choose the language your WMFS General Funding Round Window 3 Application Form is displayed in.

[Back to Contents](#)

Forms Page

Once you have selected the 'Forms' tab you will see your forms that are available for you to complete.



Tollbau Gwledig Cymru
RPW Ar-Lein
 Rural Payments Wales

CRN:

[Cymraeg](#) | [Log Off](#)

[Home](#)
[My Details](#)
[Land](#)
[Correspondence](#)
[Forms](#)
[Contracts and Small Grants](#)
[Woodland Plans](#)

Forms

Scheme

Select
Reset

Not Submitted
Being Processed
Completed

Grant Claim Form - (Online)

Draft

Single Application Form 2015 - (Online)

Draft

Small Grants - Horticulture Start Up Expression of Interest - (Online)

Draft

Start a Form

Single Application Form 2024

Added Value (Fisheries) Application
Available until

Appeal
Available anytime

Capital Works Claim

FCERM Contract Variation
Available anytime

Farm Business Grant - Yard Coverings EOI
Available until

Flood and Coastal Erosion Risk Management -
Natural Flood Management Grant
Available until

Grant Claim Form

Growing for the Environment EOI
Available until

Habitat Wales Scheme Expression of Interest
Available anytime

Health and Safety (Welsh Marine and Fisheries
Scheme) Application
Available until

Horticulture Development Scheme Form
Available until

WMFS General Funding Round Application
Available until

Woodland Creation Planning Scheme EOI
Available until

Scroll down the page to select the form you wish to submit.

[Back to Contents](#)

WMFS General Funding Round Window 3

Application Form – Start Application

It is advisable to have read the Welsh Marine and Fisheries Scheme Overarching guidance booklet and the Welsh Marine and Fisheries Scheme General Funding Round Window 3 guidance booklet before starting the application form.

Uywodraeth Cymru
Welsh Government

RPW Online
Taliadau Gwledig Cymru
Rural Payments Wales

CRONFA AMAETHYDDOL EWROP AR GYFER
DATBLYGU GWLEDIG EWROP YN
BUDDSODDI MEWN ARDALEODD GWLEDIG
THE EUROPEAN AGRICULTURAL FUND FOR
RURAL DEVELOPMENT
EUROPE INVESTING IN RURAL AREAS

CRN [Cymraeg](#) | [Sign out](#)

[Home](#) [CRN Details](#) [Land](#) [Correspondence](#) **10** [Forms](#) [Contracts and Small Grants](#) [Woodland Plans](#)

Start Application start an application or claim

You have asked to complete the following application online: **WMFS General Funding Round Application**.

RPW Online will prompt you for the information required by the form. By starting this application online you are not committing to submitting it online; you may Exit the process at any time. If you Exit the application, you can come back later to complete the remainder, RPW Online will have saved the information you entered in your previous session.

The application will not be submitted to the Welsh Government until you click the 'Submit' option at the end of the process. Once you have submitted the application you will not be able to make changes to it using RPW Online.

The application must be submitted to Welsh Government by You will not be able to submit the form after this date even if you started filling in the form on or before

If you have any problems completing your **WMFS General Funding Round Application** then you can also contact '[Customer Contact Centre](#)' for further guidance.

Please check that the Customer Details and Online Preferences shown below are correct before submitting your application. If incorrect, you can change them now by clicking the Customer Details or Online Preferences links below

Customer Details	Online Preferences
Trading Title	Email or SMS (Text) Preference
Address	Email Address
	Mobile Number
Postcode	
Telephone Number	
Email Address	
Number of Partners	

[Start](#) [Cancel](#)

[Documents](#) [Contact Us](#) [Copyright Statement](#) [Accessibility Statement](#)

To start your application form, click the **Start** Button.

This page provides some information prior to starting the application. It includes a Customer Contact Centre link if required, and details of the Customer Details and Online Preferences we hold for you. You should check and amend these before starting your application if they are incorrect.



Continue Application/Start Again

Once you start your application, you have the option to leave it and return to it again. If you are accessing an application that you have started previously, then you will be able to Continue (blue button at the bottom of the screen), or Start Again by clicking the link shown on this screenshot:

The screenshot shows the RPW Ar-Lein Online interface. At the top, there is a header with the RPW logo, the text 'Taliadau Gwledig Cymru Ar-Lein Online Rural Payments Wales', and information about the European Agricultural Fund for Rural Development. Below the header is a navigation bar with links: Home, CRN Details, Land, Correspondence (highlighted with a red '10'), Forms, Contracts and Small Grants, and Woodland Plans. The main content area is titled 'Continue Application continue an application or claim'. It contains several paragraphs of text explaining the application process, including a link to 'Start Again' which is highlighted with a red box. Below the text are links for 'Customer Details' and 'Online Preferences'. The 'Customer Details' section includes fields for Trading Title, Address, Postcode, Telephone Number, Email Address, and Number of Partners. The 'Online Preferences' section includes fields for Email or SMS (Text) Preference, Email Address, and Mobile Number. At the bottom, there is a status bar indicating the application was last updated on 02/02/2024 at 12:18 by Charles Estate Agent. Below this are two buttons: 'Continue' (highlighted with a red box) and 'Back'. At the very bottom, there are links for Guidance Documents, Contact Us, Copyright Statement, and Accessibility Statement.


Please be aware – if you choose to Start Again, this will un-set all of the questions you have answered and remove all of the information you have added.

If you are sure you wish to Start Again, click Yes or if you do not click No, as shown in this screen:



Taliadau Gwledig Cymru
Ar-Lein Online
Rural Payments Wales

CRONFA AMAETHYDDOL EWROP AR GYFER
DATBLYGU GWLEDIG: ENROP YN
BUDDSOODI Mewn Ardaloedd Gwledig
THE EUROPEAN AGRICULTURAL FUND FOR
RURAL DEVELOPMENT:
EUROPE INVESTING IN RURAL AREAS



CRN:

Cymraeg | Sign out

Home CRN Details Land Correspondence 10 Forms Contracts and Small Grants Woodland Plans

WMFS General Funding Round Application - Delete / Start Again

This option will remove your **WMFS General Funding Round Application** application and will undo **ALL** of the changes that you have made since starting your **WMFS General Funding Round Application**. Please note that this will:

- remove all of the information that you have added
- un-set all of the questions that you have answered

When this **WMFS General Funding Round Application** has been removed you can start a new **WMFS General Funding Round Application**, which will be populated with the latest available data.

Do you wish to proceed with this option?

Please click 'Yes' to confirm that you wish to remove your **WMFS General Funding Round Application** and start again.

Yes

Please click 'No' to keep the entries you have already made on your **WMFS General Funding Round Application** and return to the previous screen.

No

Guidance Documents

Contact Us

Copyright Statement

Accessibility Statement

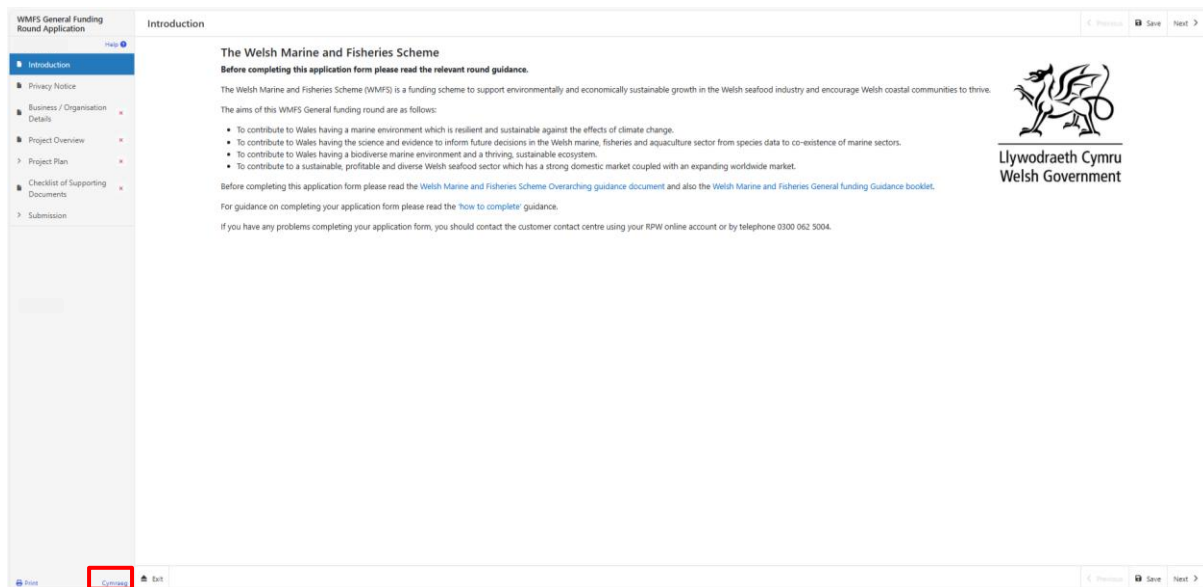
[Back to Contents](#)

Introduction

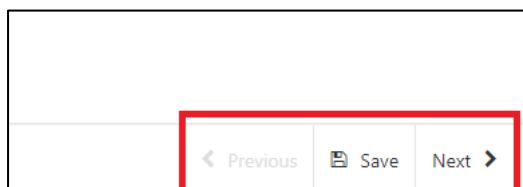
This is the introduction page which advises you prior to completing the application to read the <https://www.gov.wales/general-funding-round-window-3-welsh-marine-and-fisheries-scheme-guidance>

There is a link at the top left of this screen, which will direct you to the How to Complete Guide on the Welsh Government website.

On the left the different sections are displayed. A red cross indicates you either have not accessed each section yet, or you have errors on the section(s). A green tick will display once you have completed each section and there are no errors we can identify. There are various navigation buttons at the top and bottom of the form. Also, if you wish to switch between English and Welsh there is a button to do so at the bottom left of the screen as shown in the screenshot below:



Once you have read the information click on the **Next** Button.



[Back to Contents](#)

Privacy Notice

The Privacy Notice page is where we set out your rights and what we may need to do with your information in order to process your application. You must read the Privacy Notice.

The screenshot shows a web application interface for the 'WMS General Funding Round Application'. On the left is a sidebar menu with options: Introduction, Privacy Notice (highlighted), Business / Organisation Details, Project Overview, Project Plan, Checklist of Supporting Documents, and Submission. The main content area is titled 'Privacy Notice: Welsh Government financial assistance'. It contains detailed text about how personal data is handled, including sections on data collection, retention, and user rights. At the bottom of the main content area, there is contact information for the Data Protection Officer and the Information Commissioner's Office. Navigation buttons at the top right of the main content area include '< Previous', 'Save', and 'Next >'. The 'Save' button is highlighted with a red border in the original image.

Once you have read the information click on the **Next** Button.

This image is a close-up of the navigation buttons at the bottom of the Privacy Notice page. It shows three buttons: '< Previous', 'Save', and 'Next >'. The 'Save' button is highlighted with a red border, and the 'Next >' button is also highlighted with a red border.

[Back to Contents](#)

Business / Organisation Details

The Business / Organisation Details page is where you will provide information regarding your business / organisation such as what type of business / organisation you have, any reference numbers that apply, what size your business / organisation is and how many members of staff you have (if applicable). This information will be used to help us establish your eligibility for the grant in question.

Most of the questions in this section are mandatory and you will not be able to submit your form without completing them.

The screenshot shows the 'Business / Organisation Details' page of the 'WMFS General Funding Round Application' system. The page is divided into a left sidebar with navigation links (Introduction, Privacy Notice, Business / Organisation Details, Project Overview, Project Plan, Checklist of Supporting Documents, Submission) and a main content area. The main content area is titled 'Business / Organisation Status' and contains several mandatory questions marked with an asterisk (*). The questions are: 'Is your Business / Organisation a?', 'What type of Business / Organisation is this application for?', 'If the business is an incorporated legal entity please supply a copy of the Memorandum & Articles.', 'Does the Business / Organisation trade under another name?', 'Please provide all of the following Business / Organisation reference numbers that apply:' (with fields for Company Registration Number, Charity Number, and Mutuals Public Registration Number), 'Is the Business / Organisation VAT registered?', 'Is the Business / Organisation a member of a group of companies?', 'Does the Business / Organisation have shareholders?', 'Does the Business / Organisation have directors or trustees?', and 'Is the Business / Organisation a wholly owned subsidiary?'. Each question has radio button options for 'Yes' and 'No'. The page also includes a 'Print' button at the bottom left and 'Previous', 'Save', and 'Next' buttons at the bottom right.

WMFS General Funding Round Application

Business / Organisation Details

Questions marked with * are mandatory.

Business / Organisation Status

Is your Business / Organisation a? *

☐ Welsh based marine, seafood or aquaculture enterprise/business/organisation
☐ Welsh based Public Sector Body
☐ Non-Welsh UK based Public Sector Body

What type of Business / Organisation is this application for? *

Please Select

If the business is an incorporated legal entity please supply a copy of the Memorandum & Articles.

Does the Business / Organisation trade under another name? *

☐ Yes ☐ No

Business / Organisation

Please provide all of the following Business / Organisation reference numbers that apply:

Company Registration Number

Charity Number

Mutuals Public Registration Number

Is the Business / Organisation VAT registered? *

☐ Yes ☐ No

Is the Business / Organisation a member of a group of companies? *

☐ Yes ☐ No

Does the Business / Organisation have shareholders? *

☐ Yes ☐ No

Does the Business / Organisation have directors or trustees? *

☐ Yes ☐ No

Is the Business / Organisation a wholly owned subsidiary? *

☐ Yes ☐ No

Print Cymwng Exit

Previous Save Next

Certain questions may prompt you to provide more detail depending on the answer you provide as shown below.

WMFS General Funding Round Application

Introduction

Privacy Notice

Business / Organisation

Project Overview

Project Plan

Checklist of Supporting Documents

Submission

What type of Business / Organisation is this application for? *

Please Select

If the business is an incorporated legal entity please supply a copy of the Memorandum & Articles. Does the Business / Organisation trade under another name? *

Yes No

Please list all other names. *

0 / 255

Business / Organisation

Please provide all of the following Business / Organisation reference numbers that apply:

Company Registration Number

Charity Number

Mutuals Public Registration Number

Is the Business / Organisation VAT registered? *

Yes No

Enter VAT Number *

Is the Business / Organisation a member of a group of companies? *

Yes No

Please provide the name of the immediate parent company, and if different the ultimate parent company and the country or countries in which they are registered. *

0 / 255

Does the Business / Organisation have shareholders? *

Yes No

Please provide details of all of the shareholders of the Business / Organisation (including the Company Number(s) if registered in the UK). *

0 / 500

Does the Business / Organisation have directors or trustees? *

Yes No

Please provide details of all of the directors or trustees. *

0 / 500

Is the Business / Organisation a wholly owned subsidiary? *

Yes No

Please provide the name of the immediate, and if different, the ultimate parent company or organisation and the country in which they are registered. *

0 / 255

Previous Save Next

Please note that if you enter 'Annual Gross Turnover' and / or 'Balance Sheet Net Assets' you will be required to provide supporting evidence. This evidence can be in the form of a letter from an accountant confirming your business turnover or balance from the previous financial year. Or the previous years tax return showing turnover / balance. This evidence is not required if you are a Public Law Body or Academia.

Size of Business / Organisation

Select size of Business / Organisation *

- ☒ SME - Micro (less than 10 employees)
- ☐ SME - Non Micro (less than 250 employees)
- ☐ Large enterprise (250 or more employees)

Please provide the following details:

No of Employees (Full Time Equivalents) *

8.0

Annual Gross Turnover (for last financial year) (£)

10000

Balance Sheet Net Assets (for last financial year) (£)

Once you have selected if your Business / Organisation is in the 'Catch Sector' or 'Aquaculture Sector' additional questions will appear that you must also complete.

Business / Organisation Sector

Which of the following sectors is your Business / Organisation best aligned with:*

- ☒ Catch Sector
☐ Aquaculture Sector
☐ Other

Catch Sector

Are you the owner / part owner or skipper of a licensed commercial vessel that is on the UK fishing fleet register and administered by Welsh Government from a port in Wales?*

☐ Yes ☐ No

Are you a permit or licence holder for shellfish gathering in intertidal areas in Wales?*

☐ Yes ☐ No

Are you a licenced gangmaster based and operating in gathering shellfish in Wales? *

☐ Yes ☐ No

Business / Organisation Sector

Which of the following sectors is your Business / Organisation best aligned with:*

- ☐ Catch Sector
☒ Aquaculture Sector
☐ Other

Aquaculture Sector

Do you have a marine licence issued by Natural Resources Wales for the purposes of Aquaculture (e.g. seaweed)?*

☐ Yes ☐ No

Please provide your Aquaculture Production Business registration number (APB):*

Vessel Details

If you have selected 'Catch Sector' and 'Yes' to 'Are you the owner / part owner or skipper of a licensed commercial vessel that is on the UK fishing fleet register and administered by Welsh Government from a port in Wales?' you must enter details of each vessel involved in your project. To do so, click the 'Add Vessel' button.

Catch Sector

Are you the owner / part owner or skipper of a licensed commercial vessel that is on the UK fishing fleet register and administered by Welsh Government from a port in Wales?*

☒ Yes ☐ No

Vessel Details

Please enter the details of each relevant vessel. Relevant vessels are vessels where you are the owner / part owner or skipper. The vessels must be on the UK fishing fleet register and be administered by the Welsh Government from a port in Wales. To add details of a vessel, click the 'Add Vessel' button.

Add Vessel

No Entries


Clicking 'Add Vessel' takes you to the 'Vessel Details' screen, where you can enter information about vessels you own, or are the part-owner or skipper of. You must answer all questions on this page.

Business / Organisation Details - Vessel Details

Questions marked with * are mandatory.

Name of vessel:*

Vessel Licence Number:*

Vessel Registry of Seamen and Shipping (RSS) number:* 

Vessel Ownership details – Please list all registered owners of this vessel:*

Overall registered length of vessel (m):*

Port letter and number (PLN):*

Clicking on the question marks will provide information on the correct format for Vessel Registry of Seamen and Shipping (RSS) number.

Once you have answered all of the questions, click on the 'Save' button, and then on the 'Save and Return' button.

The Business / Organisation screen will now show the vessel details you have entered.

Business / Organisation Sector

Which of the following sectors is your Business / Organisation best aligned with? *

☒ Catch Sector
☐ Aquaculture Sector
☐ Other

Catch Sector

Are you the owner / part owner or skipper of a licensed commercial vessel that is on the UK fishing fleet register and administered by Welsh Government from a port in Wales? *

☒ Yes ☐ No

Vessel Details

Please enter the details of each relevant vessel. Relevant vessels are vessels where you are the owner / part owner or skipper. The vessels must be on the UK fishing fleet register and be administered by the Welsh Government from a port in Wales.
 To add details of a vessel, click the 'Add Vessel' button.

Vessel Name	Licence Number	RSS Number	Vessel Ownership details	Length (m)	PLN number	
Vessel 1	123456	B12345	Mr S Smith	12.00	A12345	<input type="button" value="Add Vessel"/> <input type="button" value="Modify"/> <input type="button" value="Delete"/>

Are you a permit or licence holder for shellfish gathering in intertidal areas in Wales? *

☐ Yes ☐ No

Are you a licensed gangmaster based and operating in gathering shellfish in Wales? *

☐ Yes ☐ No

Vessel details can be modified or deleted by using these buttons.

Once you have answered all of the questions click on the **Next** Button.

Navigation buttons:

[Back to Contents](#)

Project Overview

The Project Overview Page is where you will need to provide some general information on the Project such as which one of the Schemes aims your project is aligned to, under which category and subcategory you are applying, the project name, description, location address and start and end dates.

The questions in this section are mandatory and you will not be able to submit your form without completing them.

The screenshot shows the 'Project Overview' page of the 'WMS General Funding Round Application' system. The left sidebar contains a navigation menu with items: Introduction, Privacy Notice, Business / Organisation Details, Project Overview (highlighted), Project Plan, Checklist of Supporting Documents, and Submission. The main content area is titled 'Project Overview' and includes a 'Previous' button and a 'Next' button. The form contains several sections: 'Please select which one of the Scheme aims your project is aligned to*' with five radio button options; 'Please select the category under which you are submitting your application along with the relevant sub category.' with a light blue background; 'Under which category are you applying?' with a list of radio button options including Innovation, Advisory Services, Promotion of human capital and networking, Health, safety and wellbeing, Fishing ports, landing sites and shelters, Increasing the potential of aquaculture sites, Marketing measures, Processing and added value, Limitation of the impact of seafood production, Protection, restoration and enhancement of marine biodiversity and ecosystems, and Energy efficiency; 'Project Name*' with a text input field; 'Project Description*' with a large text area (0 / 500 characters); 'Project Location' with 'Project Postcode*' and 'Project Location Address*' fields; and 'Project Timetable' with 'Project Start Date*' and 'Project End Date*' fields, each with a date picker.

Once you have selected which category you are applying under, a list of subcategories will be listed for you to choose from. This list will be pre-determined from the information you have entered in the previous Business / Organisation Details page.

This screenshot shows the 'Project Overview' page with the subcategory selection options. The 'Under which category are you applying?' section is expanded, showing a list of radio button options: Innovation (selected), Advisory Services, Promotion of human capital and networking, Health, safety and wellbeing, Fishing ports, landing sites and shelters, Increasing the potential of aquaculture sites, Marketing measures, Processing and added value, Limitation of the impact of seafood production, Protection, restoration and enhancement of marine biodiversity and ecosystems, and Energy efficiency. The 'Under which sub-category are you applying?' section is also expanded, showing a list of radio button options: Developing Technical, Scientific or Organisational knowledge (selected), Conserving marine biological resources, and Finding new markets, developing products and improving processes.

Once selected enter your Project Name and Project Description. The text box is expandable and allows up to 500 characters. This is not the number of words allowed, but the number of characters.

Project Name*

Project Description*

0 / 500

Enter your postcode into the box and select the **Find Address** button.

Find Address

×

SA71 5NA

Find Address

1 Honeyhill Grove

2 Honeyhill Grove

3 Honeyhill Grove

4 Honeyhill Grove

5 Honeyhill Grove

6 Honeyhill Grove

7 Honeyhill Grove

8 Honeyhill Grove

9 Honeyhill Grove

10 Honeyhill Grove

Cancel

Select the address from the list provided. You then need to enter your Project start and end dates. You can either type in the date manually or select the calendar icon as highlighted below. All claims must be submitted by 31 March 2027.

Project Timetable

Project Start Date *

dd/mm/yyyy

Project End Date *

dd/mm/yyyy

Contact Details

Enter contact details for the Officer acting as the principal contact for this project.

Who is the principal contact for this project? *

Telephone Number *

Email Address *

Confirm Email Address *

Mar 2027

Mo	Tu	We	Th	Fr	Sa	Su
1	2	3	4	5	6	7
8	9	10	11	12	13	14
15	16	17	18	19	20	21
22	23	24	25	26	27	28
29	30	31	1	2	3	4
5	6	7	8	9	10	11

When you have finished filling in your answers, select the **Next** button.

< Previous

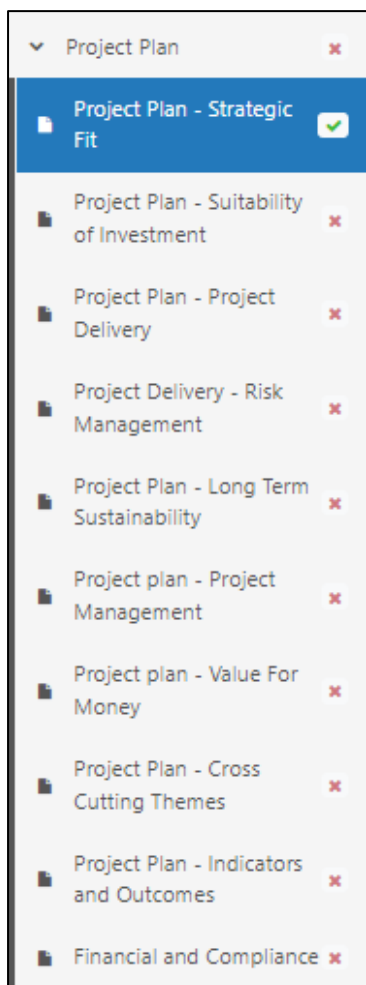
Save

Next >

[Back to Contents](#)

Project Plan

The next section of the form is concerned with your Project Plan. All applicants for grant assistance must complete a Project Plan. The Project Plan is a standard template that has ten headings.



Project Plan	
Project Plan - Strategic Fit	✓
Project Plan - Suitability of Investment	✗
Project Plan - Project Delivery	✗
Project Delivery - Risk Management	✗
Project Plan - Long Term Sustainability	✗
Project plan - Project Management	✗
Project plan - Value For Money	✗
Project Plan - Cross Cutting Themes	✗
Project Plan - Indicators and Outcomes	✗
Financial and Compliance	✗

The information provided under each of the headings will be used in the assessment and appraisal process from which a decision can be taken about the award of grant assistance to the project.

Please note that if further information is required this may delay the appraisal of the application so we recommend you follow the guidance carefully in order to provide the information requested. However, if anything is unclear or we require more information we will contact you.

It is important to note that the amount of detail given in each section must be appropriate and proportionate to the scope and scale of the intended project.

[Back to Contents](#)

Project Plan - Strategic Fit

The Strategic Fit section is where you will need to explain how the proposed investment will contribute to the aim / objective of the General Funding Round that you have selected in the Project Overview section of the form:

- Contribute to Wales having a marine environment which is resilient and sustainable against the effects of climate change.
- Contribute to Wales having the science and evidence to inform future decisions in the Welsh marine, fisheries and aquaculture sector from species data to co-existence of marine sectors.
- Contribute to Wales having a biodiverse marine environment and a thriving, sustainable ecosystem.
- Contribute to a sustainable, profitable and diverse Welsh seafood sector which has a strong domestic market coupled with an expanding worldwide market.

You will need to provide clear explanations on how the proposed investment will contribute to the strategic aim and objective of the funding round you have selected and demonstrate why the investment is required.

The Strategic fit section screen is shown in the screenshot below:

The screenshot shows the 'Project Plan - Strategic Fit' section of the 'WMFS General Funding Round Application' form. The left-hand navigation menu lists various sections, with 'Project Plan - Strategic Fit' currently selected and highlighted in blue. The main content area contains two text input fields. The first field is preceded by a blue box stating: 'For a project to meet the scheme Strategic Fit, applicants will need to demonstrate how the proposed investment will contribute to the strategic aims and objectives of the funding round and demonstrate why the investment is required. The strategic aims and objectives relevant to this funding round are detailed in the specific round guidance.' Below this, the instruction reads: 'Describe the project, explain why the investment is required by the Business / Organisation and the benefits it will provide. Where appropriate provide diagrams, images or photographs to assist in explaining the project, as supporting documentation.' The second text field is preceded by the instruction: 'Explain how the proposed investment will contribute to the strategic aims and objectives of the scheme.' Both text boxes have a character count at the bottom right indicating '0 / 4000'. The form includes navigation buttons at the top right ('Previous', 'Save', 'Next') and bottom right ('Previous', 'Save', 'Next'), as well as a 'Help' icon and a 'Submit' button at the bottom left.

The text boxes are expandable and allow up to 4000 characters. This is not the number of words allowed, but the number of characters. The questions in this section are mandatory and you will not be able to submit your form without completing them.

When you have finished filling in your answers, select the **Next** button.

0 / 4000	
< Previous	Save Next >

[Back to Contents](#)

Project Plan - Suitability of Investment

The suitability of investment page is where you will need to provide details to enable the evaluation of how suitable the investment is for achieving the project's goals.

You will need to demonstrate why your proposal is suitable for a grant investment. Thought needs to be given to risks and benefits of the proposal and whether the nature of the investment aligns with the Welsh Governments 7 Well-being goals which are:

- A prosperous Wales
- A resilient Wales
- A healthier Wales
- A more equal Wales
- A Wales of more cohesive communities
- A Wales of vibrant culture and thriving Welsh language
- A globally responsible Wales

More detailed information can be found at <https://www.gov.wales/well-being-future-generations-act-essentials-html#60676>

WMS General Funding Round Application

Project Plan - Suitability of Investment

Questions marked with * are mandatory.

Applicants need to consider how suitable the investment is for achieving the projects goals.

Explain how this investment is the most effective use of resources to achieve the project's goals (Does this project build on any previous activities or lessons learned from previous programmes? Does this project offer any new / and or different approaches or solutions for the proposed activities?)*

0 / 4000

Previous Save Next

The text boxes are expandable and allow up to 4000 characters. This is not the number of words allowed, but the number of characters.

The questions in this section are mandatory and you will not be able to submit your form without completing them.

When you have finished filling in your answers, select the **Next** button.

[Back to Contents](#)

The Project Delivery page is where you will provide a plan of the work that the Business / Organisation intends to undertake.

- A timetable of delivery for all activities and stages of your project.
- How you intend to deliver your project.
- Key activities that will need to be undertaken.
- Resources that will be required during implementation.
- Who will manage the work.
- Describe how timescales have been determined.

24

The text boxes are expandable and allow up to 4000 characters. This is not the number of words allowed, but the number of characters.

The questions in this section are mandatory and you will not be able to submit your form without completing them.

When you have completed the first question, you will need to add the Project Activities. Select the **Add Activity** button to proceed.

Once you have selected the **Add Activity** button you will see the following page.

Here you need to enter the name and description of the Activity, a proposed start and end date for it. Simply select the **calendar** button to add your dates. Once you have entered all your information, select either **Save and Add Another** button (to add another activity) or **Save and Return** button (if you are finished). You may enter as many project activities as you wish.

When you have finished filling in your answers, select the **Next** button.

[Back to Contents](#)

Project Plan – Project Delivery - Risk Management

The Delivery - Risk and Risk Management page is where you will use a table to set out a summary of at least the top five risks that might affect the delivery of the project and the achievement of outputs and objectives of the project that includes:

- What the risk is?
- What the likelihood is of it happening during the time that the project is being delivered?
- What the consequences to the project would be if it did happen?
- What steps will be taken to reduce the risk?

The question in this section is mandatory and you will not be able to submit your form without adding at least 5 risks.

Click **Add Risk** to start inputting your first risk.

WMFS General Funding Round Application

Project Delivery - Risk Management

Questions marked with * are mandatory.

Recognising that there will be some risks to a project, no matter how unlikely, it is important to identify potential risks to assist you to manage the project. Give details of the key risks that might affect the delivery of the project. Please make at least 5 entries.

Risk Table

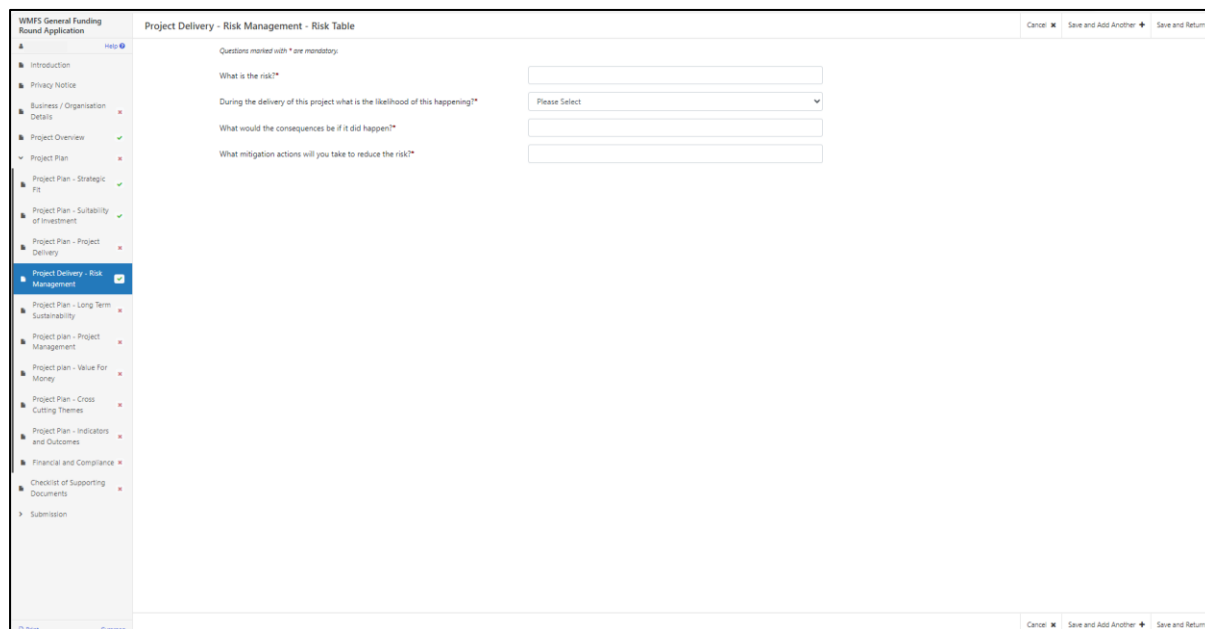
Click 'Add Risk' to add risk details.

No Entries

Add Risk

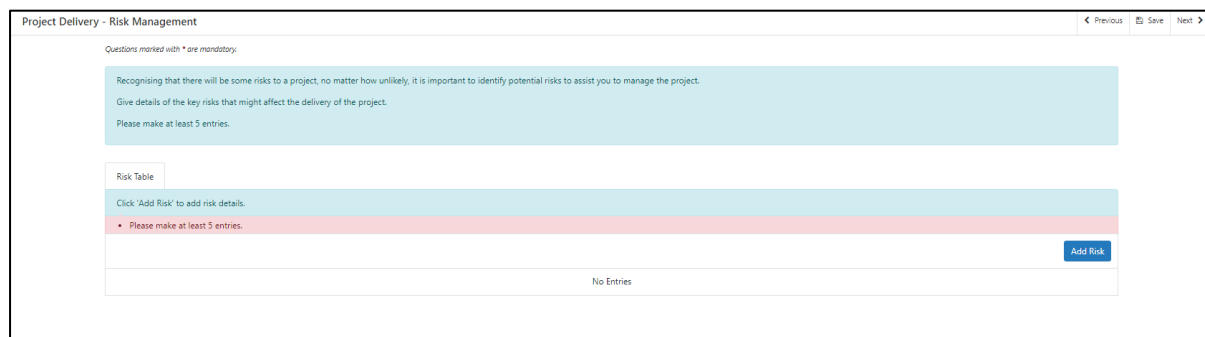
Previous Save Next

Once you click this it will bring up the entry screen as shown in the screenshot below:

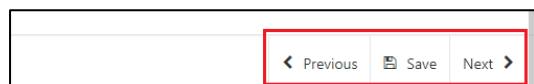


Once you have entered all your information, select **Save and Add Another** button to add another activity or **Save and Return** button if you are finished.

You will need to complete this for at least 5 different risks. If you do not provide at least 5 then an error message will show, and this section will not show as completed as shown in the screenshot below:



When you have finished filling in your answers, select the **Next** button.



[Back to Contents](#)

Project Plan – Long Term Sustainability

The long-term sustainability page is where you explain, including evidence, how the anticipated investment will have a positive impact on the long-term sustainability of the Business / Organisation. Including how the investment might encourage future investments.

The screenshot shows the 'Project Plan - Long Term Sustainability' section of the 'WMPS General Funding Round Application' form. The left-hand navigation menu lists various sections, with 'Project Plan - Long Term Sustainability' highlighted in blue. The main content area contains two text boxes. The first text box is preceded by a light blue instruction bar: 'Applicants need to consider how the investment will affect the Business / Organisation in the long term.' Below this, the question reads: 'What impact will the investment have on the long-term sustainability of the Business / Organisation?'. The second text box is preceded by the instruction: 'Describe how the investment may encourage further investment in the Business / Organisation or the project's purpose.*'. Both text boxes have a character count '0 / 4000' at the bottom right. At the top right of the form, there are navigation buttons: '< Previous', 'Save', and 'Next >'. At the bottom right, there are similar navigation buttons: '< Previous', 'Save', and 'Next >'. A 'DIT' logo is visible at the bottom left of the form area.

The text boxes are expandable and allow up to 4000 characters. This is not the number of words allowed, but the number of characters.

The questions in this section are mandatory and you will not be able to submit your form without completing them.

When you have finished filling in your answers, select the **Next** button.

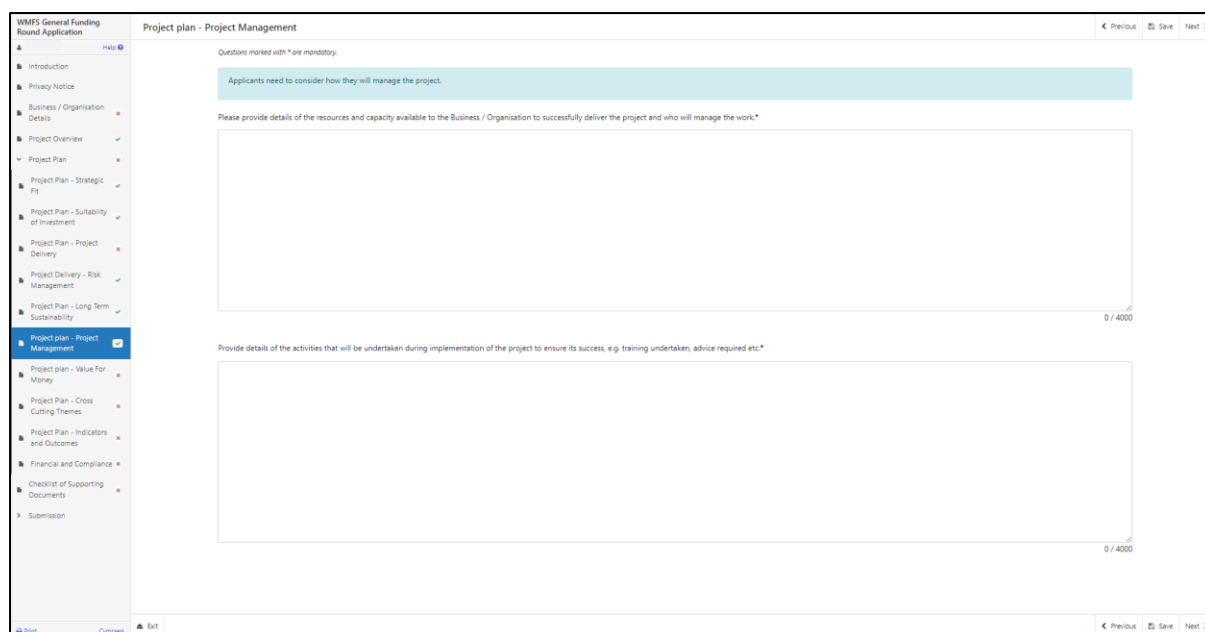
This close-up shows the bottom right corner of the form. It features a character count '0 / 4000' and a set of navigation buttons: '< Previous', 'Save' (with a floppy disk icon), and 'Next >'. These buttons are highlighted with a red rectangular box.

[Back to Contents](#)

Project Plan - Project Management

The Project Management Page is where you will need to provide the following information on the management of the Project:

- Explain how the Business / Organisation has the resources and capacity necessary to successfully deliver the project and who will manage the work.
- Provide details of the activities that will be undertaken during implementation of the project to ensure its success, e.g. training undertaken, advice required, etc.



The text boxes are expandable and allow up to 4000 characters. This is not the number of words allowed, but the number of characters.

The questions in this section are mandatory and you will not be able to submit your form without completing them.

When you have finished filling in your answers, select the **Next** button.



[Back to Contents](#)

Project Plan – Value for Money

The Value for Money page is where you will provide information of the Project costs and quotes.

To complete this section, you must refer to the Welsh Government Rural Communities - Competitive Tendering and Public Procurement Guidance Notes before incurring costs.

For further information please see:

<https://www.gov.wales/rural-grants-competitive-tendering-guidance>

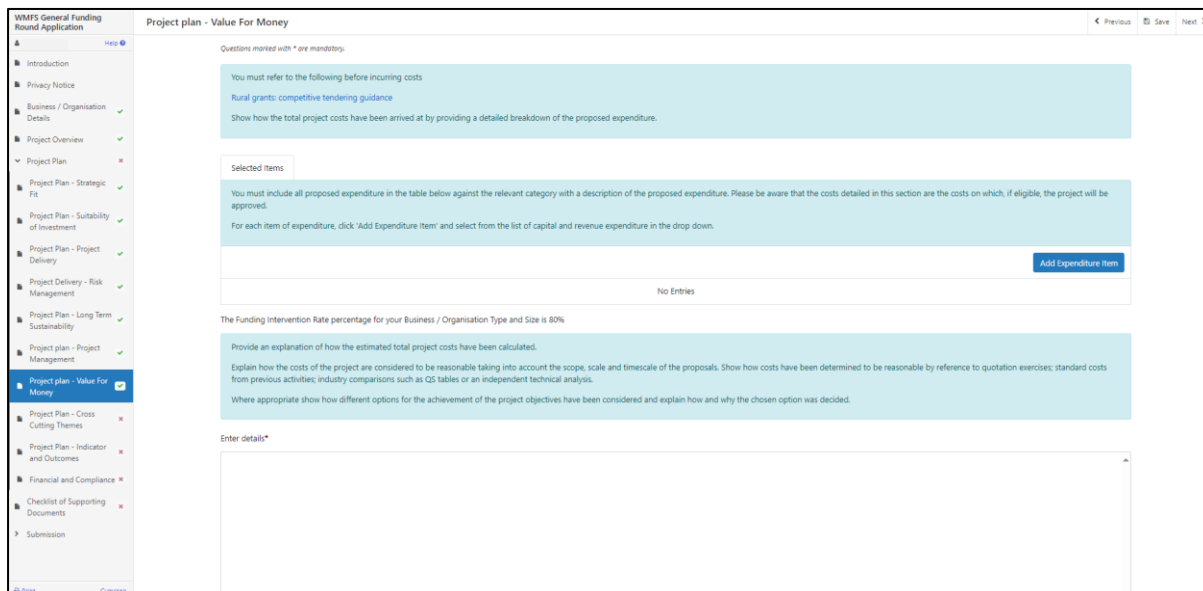
In this section, please show how the total project costs have been arrived at by providing a detailed breakdown of the proposed expenditure. You must include all proposed expenditure against the relevant category with a description. Please be aware that the costs detailed in this section are the costs of which if eligible, the project will be approved.

In this section:

- Include all proposed expenditure and provide an explanation of how the estimated total project costs have been calculated.
- Explain how the costs of the project have been considered to be reasonable taking into account the scope, scale and timescale of the proposals. Show how costs have been determined to be reasonable by reference to quotation exercises; standard costs from previous activities; industry comparisons such as QS tables or an independent technical analysis.
- Where appropriate show how different options for the achievement of the project objectives have been considered and explain how and why the chosen option was decided.

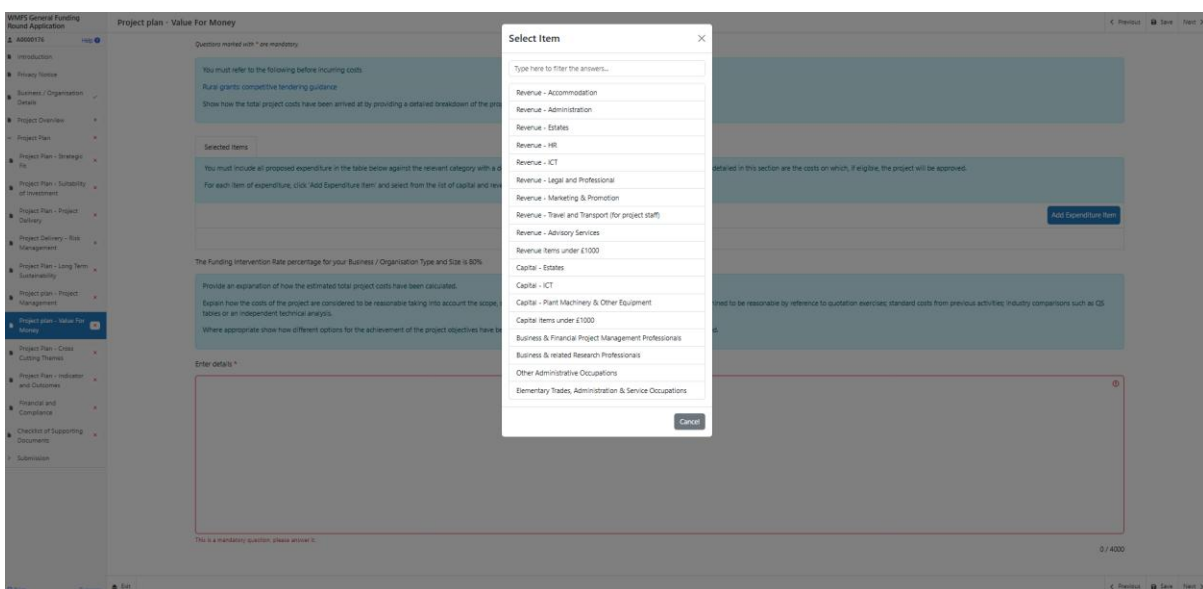
The Value for Money initial page is shown in the screenshot below:

The text boxes are expandable and allow up to 4000 characters. This is not the number of words allowed, but the number of characters. The questions in this section are mandatory and you will not be able to submit your form without completing them.



Click **Add Expenditure Item**.

Select the **Item** from the list. You can either search through the list for the item you require or start to type the first few letters in the search bar and the list will find the relevant matches. It should be noted that costs have automatically been adjusted to the value appropriate to your approved intervention rate.



Enter the Estimated Total Cost and Item Details.

Note. If you are not VAT registered and eligible to claim for irrecoverable VAT, you will no longer be able to enter this as a separate item line and will therefore need to include the VAT in the estimated total cost.

Project plan - Value For Money - Selected Items Cancel X Save Save and Return J

Id	GF001
Item	Business & Financial Project Management Professionals
Payment Rate	£ 35.52 / Hour
Quantity *	Hours
Value	£ 0.00
Item Details *	<div>0 / 500</div>

Project plan - Value For Money - Selected Items Cancel X Save Save and Return J

Id	GF002
Item	Capital - ICT
Payment Rate	80.00 %
Estimated Total Cost *	£
Grant Value	£ 0.00
Item Details *	<div>0 / 500</div>

You then have the option to 'Save' or to 'Save and Return' to the Selected Items page.

Cancel X **Save** **Save and Return J**

Once you have returned to the Selected Items page your Expenditure Items will be shown.

WMS General Funding Round Application Project plan - Value For Money < Previous Save Next >

Questions marked with * are mandatory.

You must refer to the following before incurring costs
 Run grants competitive tendering guidance
 Show how the total project costs have been arrived at by providing a detailed breakdown of the proposed expenditure.

Selected Items

You must include all proposed expenditure in the table below against the relevant category with a description of the proposed expenditure. Please be aware that the costs detailed in this section are the costs on which, if eligible, the project will be approved.
 For each item of expenditure, click 'Add Expenditure Item' and select from the list of capital and revenue expenditure in the drop down.

ID	Description	Estimated Total Cost/Quantity	Grant Value	Item Details	Add Expenditure Item
GF004	Capital - ICT	£10,000.00	£8,000.00	IT Equipment	Initially Define
GF005	Business & Financial Project Management Professionals	25.00 Hours	£886.00	Project Manager	Initially Define
GF006	Revenue - Legal and Professional	£25,000.00	£25,000.00	Legal Guidance	Initially Define
			Maximum Grant Value	£28,886.00	

The Funding Intervention Rate percentage for your Business / Organisation Type and Size is 80%.

Are you applying for the maximum grant value above? * ☐ Yes ☒ No

Provide an explanation of how the estimated total project costs have been calculated.
 Explain how the costs of the project are considered to be reasonable taking into account the scope, scale and timescale of the proposal. Show how costs have been determined to be reasonable by reference to quotation exercises; standard costs from previous activities; industry comparators such as QS; tables or an independent technical analysis.
 Where appropriate show how different options for the achievement of the project objectives have been considered and explain how and why the chosen option was decided.

Enter details *

To calculate Project Staff costs please refer to the 'Key Project Staff Costs' section in the WMFS General Funding Round guidance.

The rates shown above are at 100% intervention rate. These rates would be reduced in-line with the intervention rate applied to your application.

In order for staff costs to be considered, you will need to provide evidence of employment and a job description. In order to claim on approved staff costs, you will need to provide completed timesheets signed by an authorised project officer for each member of staff that you are claiming for.

In the 'Item Details' you should provide full details of the job role and work undertaken, how many employees under this job role and the number of hours worked.

Project plan - Value For Money - Selected Items Save Save and Return

Id	GF005	
Item	Business & Financial Project Management Professionals	
Payment Rate	£ 35.52	/ Hour
Quantity *	25.00	Hours
Value	£ 888.00	
Item Details *	<div>Project Manager</div>	

15 / 500

[Back to Contents](#)

Maximum & Minimum Grant Values

The minimum grant value is £500 and the maximum grant value that can be applied for under the WMFS General Funding Round is £100,000. The values entered into the Selected Items table in this section will be capped at the maximum grant value.

If the number of expenditure items exceed the Maximum Grant value the items will be part funded.

Project plan - Value For Money

Questions marked with * are mandatory.

You must refer to the following before incurring costs
[Rural grants: competitive tendering guidance](#)
 Show how the total project costs have been arrived at by providing a detailed breakdown of the proposed expenditure.

Selected Items

You must include all proposed expenditure in the table below against the relevant category with a description of the proposed expenditure. Please be aware that the costs detailed in this section are the costs on which, if eligible, the project will be approved.
 For each item of expenditure, click 'Add Expenditure Item' and select from the list of capital and revenue expenditure in the drop down.

Id	Description	Estimated Total Cost	Grant Value	Item Details	Add Expenditure Item
GF001	Revenue - Advisory Services	£30,000.00	£24,000.00	Advisory Services.	Modify Delete
GF002	Business & Financial Project Management Professionals	£40,000.00	£32,000.00	Project Manager.	Modify Delete
GF003	Capital - ICT	£50,000.00	£40,000.00	ICT.	Modify Delete
GF004	Revenue - Travel and Transport (for project staff)	£10,000.00	£8,000.00	Travel expenses.	Modify Delete
			Maximum Grant Value	£104,000.00	

The Funding Intervention Rate percentage for your Business / Organisation Type and Size is 80%

• The maximum grant value of £100000.00 has been exceeded. Items will be part funded.

Additional questions will appear that you must also complete.

Project plan - Value For Money

Questions marked with * are mandatory.

You must refer to the following before incurring costs
[Rural grants: competitive tendering guidance](#)
 Show how the total project costs have been arrived at by providing a detailed breakdown of the proposed expenditure.

Selected Items

You must include all proposed expenditure in the table below against the relevant category with a description of the proposed expenditure. Please be aware that the costs detailed in this section are the costs on which, if eligible, the project will be approved.
 For each item of expenditure, click 'Add Expenditure Item' and select from the list of capital and revenue expenditure in the drop down.

Id	Description	Estimated Total Cost	Grant Value	Item Details	Add Expenditure Item
GF001	Revenue - Advisory Services	£30,000.00	£24,000.00	Advisory Services.	Modify Delete
GF002	Business & Financial Project Management Professionals	£40,000.00	£32,000.00	Project Manager.	Modify Delete
GF003	Capital - ICT	£50,000.00	£40,000.00	ICT.	Modify Delete
GF004	Revenue - Travel and Transport (for project staff)	£10,000.00	£8,000.00	Travel expenses.	Modify Delete
			Maximum Grant Value	£104,000.00	

The Funding Intervention Rate percentage for your Business / Organisation Type and Size is 80%

• The maximum grant value of £100000.00 has been exceeded. Items will be part funded.

Are you applying for the maximum grant value above?* ☐ Yes ☒ No
 This is a mandatory question, please answer it.

If you answer 'No' to 'Are you applying for the maximum grant value above?' you will also need to enter the 'Value of the grant being requested (£)'.

The Funding Intervention Rate percentage for your Business / Organisation Type and Size is 80%

• The maximum grant value of £100000.00 has been exceeded. Items will be part funded.

Are you applying for the maximum grant value above?* ☐ Yes ☒ No

Value of grant being requested (£)*

This is a mandatory question, please answer it.

When you have finished filling in your answers, select the Next button.

Navigation buttons: [Previous](#) [Save](#) [Next](#)

[Back to Contents](#)

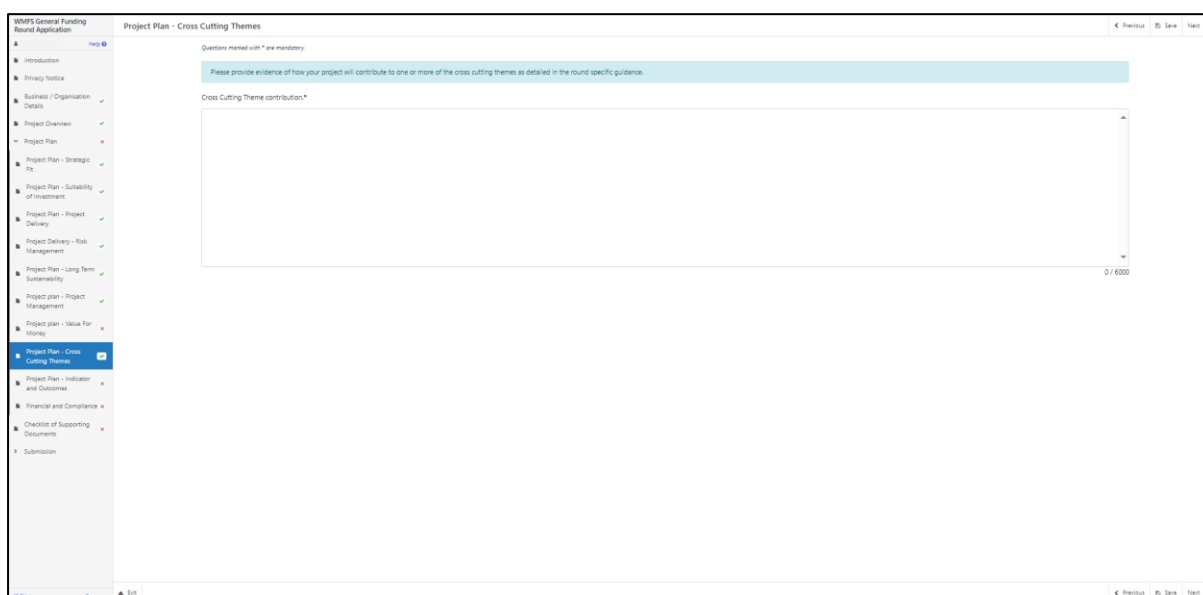
Project Plan - Cross Cutting Themes

The Cross Cutting Themes page is where you will provide evidence on how the proposed Project contributes to cross cutting themes. In this section you need to explain how the proposed project will contribute to the cross cutting themes of:

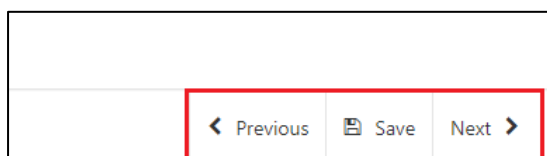
- Welsh Language
- Equality of opportunity and Gender mainstreaming
- Tackling Poverty and Social Exclusion

The text box is expandable and allows up to 6000 characters. This is not the number of words allowed, but the number of characters. Please bear this in mind when completing your form.

The question in this section is mandatory and you will not be able to submit your form without completing it.



When you have finished filling in your answers, select the **Next** button.

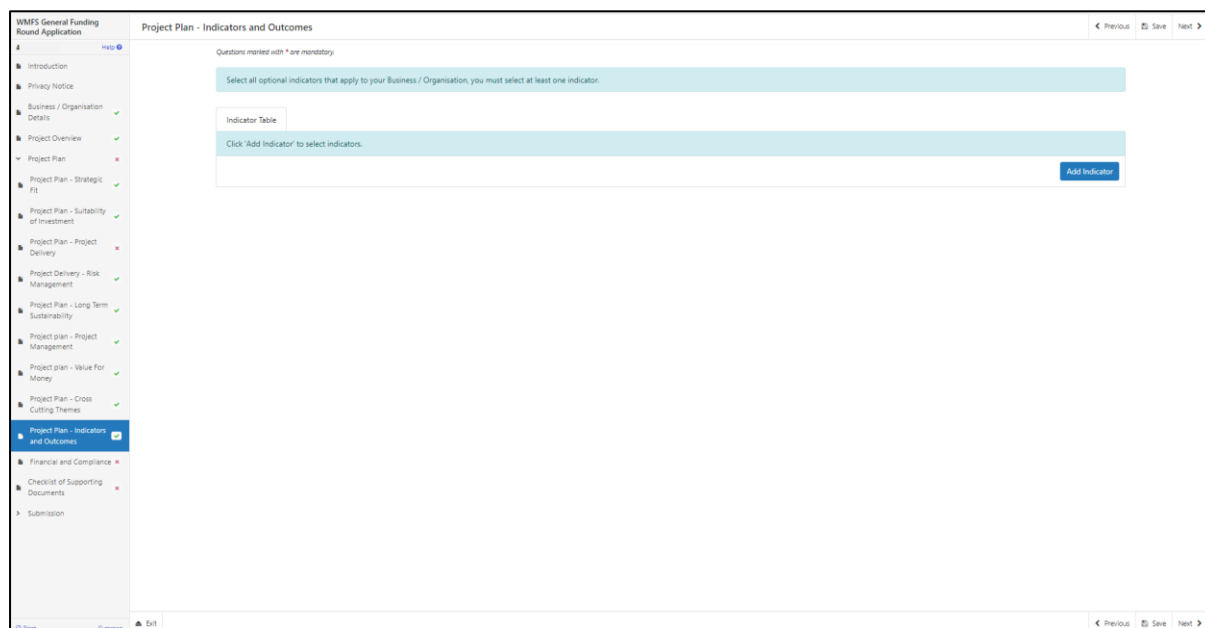


[Back to Contents](#)

Project Plan - Indicators and Outcomes

The Indicators and Outcomes page is where you will provide information on how the project will contribute to the Funding Round Result Indicators.

For a list of the Result Indicators relevant to each sub-category please see Annex A in the Welsh Marine and Fisheries Scheme General Funding Round guidance booklet. The Result Indicators that will be monitored as a result of the investment are dependent on the sub-category.



The online form will list the relevant Result Indicators and you will need to set targets against at least **one** of these. More than one Result Indicator can be entered.

Explain how the target will be met.

Explain how progress will be monitored, including any arrangements for external evaluation where necessary.

Projects will be required to provide Welsh Government with targets for each of the indicators selected. Some indicators require initial baseline figures to enable measurement over an agreed time period. A baseline of zero, where applicable, will be accepted.

Please note the target that you should enter is the target that you will achieve 3 years post investment or sooner where applicable. i.e. a report / study indicator would be completed prior to this target.

The Indicators and Outcomes page is where you will provide information on how targets will be met along with monitoring and progress to meet the Result Indicators.

The Indicators and Outcomes will need to be monitored and you may be required to provide information confirming the current indicators level being achieved as well as confirming the level achieved three years from the end of your Grant Award.

The questions in this section are mandatory and you will not be able to submit your form without completing them.

On the Indicator Table, select ‘Add Indicator’ blue button to provide responses to the indicators.

Project Plan - Indicators and Outcomes

Questions marked with * are mandatory.

Select all optional indicators that apply to your Business / Organisation, you must select at least one indicator.

Indicator Table

Click 'Add Indicator' to select indicators.

Add Indicator

Please select the indicator you wish to respond to from the list available.

Project Plan - Indicators and Outcomes

Questions marked with * are mandatory.

Select all optional indicators that apply to your Business / Organisation, you must select at least one indicator.

Indicator Table

Click 'Add Indicator' to select indicators.

Add Indicator

Select Indicator

- Change in emissions produced
- Change in energy efficiency
- Change in fuel efficiency
- Change in fuel efficiency of fish capture
- Increase in net profits
- Increase in the value of production
- Increase in the volume of production
- Increase in value of sales
- No. of attendees at courses/awareness events
- No. of audits carried out
- No. of courses/awareness events held
- No. of courses/awareness events held
- No. of courses/training completed
- No. of events provided
- No. of focus groups established
- No. of improvements to health and safety and working conditions
- No. of individuals engaged in Mental Health awareness
- No. of individuals engaged in Mental Health awareness
- No. of marine and coastal habitats restored
- No. of market research, survey or studies carried out
- No. of meet the buyer events
- No. of networks created/developed to share knowledge
- No. of new markets for Welsh fishery and aquaculture

Responses to all the questions are mandatory and you will not be able to submit your form without completing them.

Project Plan - Indicators and Outcomes - Indicator Table

Cancel X Save Save and Return J

Indicator	Change in energy efficiency
Initial Value *	<input type="text"/> kilowatts
Final Value *	<input type="text"/> kilowatts
Enter Details *	<input type="text"/>
How will the Target be met? *	<input type="text"/>
How will progress be monitored, including any arrangements for external evaluation where necessary? *	<input type="text"/>

Project Plan - Indicators and Outcomes - Indicator Table

Indicator: No. of audits carried out

Target Value *

Enter Details *

How will the Target be met? *

How will progress be monitored, including any arrangements for external evaluation where necessary? *

0 / 1000

0 / 1000

0 / 1000

YOU MUST EVIDENCE AT LEAST 1 INDICATOR

WMPS General Funding Round Application

Project Plan - Indicators and Outcomes

Questions marked with * are mandatory.

Select all optional indicators that apply to your Business / Organisation, you must select at least one indicator.

Indicator Table

Click 'Add Indicator' to select indicators.

Please select at least 1 optional indicator.

Add Indicator

Project Plan - Indicators and Outcomes

Introduction

Privacy Notice

Business / Organisation Details

Project Overview

Project Plan

Project Plan - Strategic Fit

Project Plan - Suitability of Investment

Project Plan - Project Delivery

Project Delivery - Risk Management

Project Plan - Long Term Sustainability

Project plan - Project Management

Project plan - Value For Money

Project Plan - Cross Cutting Themes

Project Plan - Indicators and Outcomes

Financial and Compliance

Checklist of Supporting Documents

Submission

Previous Save Next

Previous Save Next

Once the indicator response has been added, save your entry and return to the main Indicators and Outcomes page.

Project Plan - Financial and Compliance

In the final sub-section within the Project Plan you will be required to provide information on the financial aspect and compliance of your project.

All Projects

How will you intend to fund the investment in addition to the grant (where applicable). Provide evidence to support your application.

What is the financial need for the grant? What would happen without any support.

Provide a detailed explanation of the amount, purpose and grant body of any public funding the Business / Organisation has received within this and the previous two financial years.

In answering the above you must consider and include the following in your explanations:

Explain how you as the applicant intend to meet the financial and compliance obligations required for the delivery of the project.

Outline the sources of finance for this proposal. You must indicate if each source of funding is already secured or only provisional. There are four elements that may be covered in the financial data:

- Profit and loss account;
- balance sheet;
- cash forecast;
- and turnover.

Please outline your assumptions concerning turnover and cash flow.

Please list your research sources.

Provide an assessment of the project affordability i.e. evidence that applicant can sustain the costs with the grant funding.

The Financial and Compliance page is where you will provide details on how the Project will be funded, in addition to any grant awarded, and how you are going to comply with any obligations required.

The screenshot shows the 'Financial and Compliance' section of the 'WMFS General Funding Round Application'. The left sidebar lists various sections: Introduction, Privacy Notice, Business / Organisation Details, Project Overview, Project Plan, Project Plan - Strategic Fit, Project Plan - Suitability of Investment, Project Plan - Project Delivery, Project Delivery - Risk Management, Project Plan - Long Term Sustainability, Project Plan - Project Management, Project Plan - Value For Money, Project Plan - Cross Cutting Themes, Project Plan - Indicators and Outcomes, Financial and Compliance (highlighted), Checklist of Supporting Documents, and Submission. The main content area has a title bar with 'Previous', 'Save', and 'Next' buttons. Below the title bar, there are three text boxes for answers. The first box is for 'Describe how you intend to fund the investment in addition to the grant (where applicable). Please refer to evidence to support your application.*' and has a character count of '0 / 4000'. The second box is for 'What is the financial need for the grant? What would happen without any support?*' and also has a character count of '0 / 4000'. The third box is for 'Please provide details of the amount, purpose and grant body of any public funding your Business / Organisation has received within this and the previous two financial years.*' and has a character count of '0 / 4000'.

The text boxes are expandable and allow up to 4000 characters. This is not the number of words allowed, but the number of characters.

The questions in this section are mandatory and you will not be able to submit your form without completing them.

When you have finished filling in your answers, select the **Next** button.

The screenshot shows the navigation buttons at the bottom of the form. There are three buttons: 'Previous', 'Save', and 'Next'. The 'Next' button is highlighted with a red border and a red arrow pointing to it.

[Back to Contents](#)

Checklist of Supporting Documents

The Checklist of supporting documents page is a list of all documentation that you are required to submit with your application, along with a list of some of the other documents you may need to submit to support your application depending on your project.

Please note that you are not required to submit 3 years of certified accounts, 3 years of financial projections, or a three year business plan if you are a Public Law Body or Academia.

All supporting documents **must** be submitted by the deadline.

You will also be asked if the Business / Organisation is less than 3 years old and therefore you are unable to provide 3 years of certified accounts. You will be asked to supply all accounts available and asked to tick the box to confirm.

You must select at least one method of supporting document submission in order to proceed to the next page.

VMS General Funding Round Application

Checklist of Supporting Documents

You will be required to submit the following supporting documents and complete on-line questions.

- 3 years certified accounts - only required for applications where the grant funding requested is greater than £10,000
- 3 years financial projections - only required for applications where the grant funding requested is greater than £10,000
- Evidence of Turnover - only required for applications where the grant funding requested is less than £10,000
- Three Year Business Plan - only required for applications where the grant funding requested is greater than £10,000
- Evidence of match funding available bank loan, overdraft, etc - only required for applications where the grant funding requested is greater than £10,000
- Planning Permission if appropriate and any other approvals / consents

You must select at least one method of supporting document submission.

If the Business / Organisation is less than 3 years old and therefore unable to provide 3 years of certified accounts, please supply all accounts which are available and tick the box to confirm. ☐

I am submitting supporting documents online by the deadline. ☐

I am submitting supporting documents by mail by the deadline. ☐

Next

When you have finished selecting your answer, select the **Next** button.

Previous Save Next

[Back to Contents](#)

Submission

Errors, Information and Summary

The next section will show any Errors on your application, and a Summary of your application.

The text you have written in any of the large text boxes will not display here but it will be shown in the PDF summary that will be sent to you via RPW Online once you have successfully submitted your application.

The following screenshot shows the message that will display if there are errors and these will be identified for you to rectify:

There are errors present on your form. Please review and correct any errors.

Once you have checked the summary and corrected any errors click on the **Next** Button.

[Back to Contents](#)

Declaration and Undertakings

You must read the Declaration and Undertakings section shown in the following screenshot and once you have done so, tick the box at the bottom to confirm you agree to these as shown in the screenshot below:

The screenshot shows the 'Declaration and Undertakings' section of the WHMFS General Funding Round Application form. The left sidebar contains a navigation menu with the following items: Introduction, Privacy Notice, Business / Organisation Details, Project Overview, Project Plan, Checklist of Supporting Documents, Submission, Declaration and Undertakings (highlighted), and Submit. The main content area has a yellow header bar that says 'Please tick the box to accept the declarations and undertakings.' Below this, there is a large text area containing the following text:

I confirm that I have read and understood the relevant Scheme Rules and Guidance Notes and permit the Welsh Government to use my information to support my application.

I declare that the project would not be carried out but for the grant requested and that the level of grant applied for is the minimum necessary for the project to proceed.

I undertake to meet any statutory obligations such as Health and Safety, employment, hygiene, environmental management and protection; animal or crop health and welfare that apply during the time of this project.

I understand that the Welsh Government may need to update the rules and conditions to take account of changes made to the Government of Wales Act 2006.

I agree to abide by any changes following notification by the Welsh Ministers.

I agree to comply with all applicable domestic, or international laws or regulations or official directives.

I have given details that are true, accurate and complete to the best of my knowledge and belief on this application and any supporting documentation.

I confirm that all pre-populated details are correct or have been amended if incorrect.

I undertake to notify Welsh Government of any planned changes to the nature or construction of this project prior to implementation.

I confirm that no work on this project has been undertaken other than consultancy work, site purchase, the obtaining of quotations, or the drawing up of site plans.

I acknowledge that neither Welsh Government nor any adviser appointed by Welsh Government shall be responsible for any advice given, including without limit any advice given in relation to this application or business development plan, and that I am solely responsible for all business decisions undertaken.

I undertake to notify Welsh Government of any changes to the details provided in the Applicant Details part of the form.

I understand that the Welsh Government displays 'Error' and 'Information' messages in the sections of the application only as an aid for completion and submission of the application.

I will allow officers of the Welsh Government or their duly authorised agent, access to and inspect land and any relevant equipment, facilities and all records and information needed to establish my eligibility and the accuracy of the information provided for which I am making this application.

I agree:

Not to undertake work prior to entering the Welsh Marine and Fisheries Scheme that damages the environment and understand that such action could result in rejection of my application.

I agree to maintain adequate insurances to cover against the risks which may arise in connection with any property or any activity undertaken in delivery of the Purposes. We reserve the right to require you to provide proof of your insurance.

I understand that:

The Welsh Government may need to share some information about my Welsh Marine and Fisheries scheme application with other organisations and I agree to any necessary disclosures or exchanges of information.

The Welsh Government may also obtain information about me from certain other organisations or provide information about me to them in order to verify the accuracy of the information, prevent or detect crime and protect public funds. These other organisations include government departments, local authorities and other bodies as appropriate.

The publication and disclosure of information by the Welsh Government will be in accordance with the obligations and duties under the Freedom of Information Act 2000, the Data Protection Act 2018 and the Environmental Information Regulations 2004. Other information provided may also be disclosed where permitted by law.

Any person who makes a false declaration or fails to notify the Welsh Government of a material change to the information given in this application may be liable to prosecution. A false, inaccurate or incomplete statement or failure to notify the Welsh Government of any material changes to the information given in this application may result in termination of contract and/or recovery of any Payments.

I agree to the above declarations and undertakings *

At the bottom of the form, there is a 'Next' button highlighted with a red box.

Once you have read the Declarations and Undertakings **tick** the box to confirm that you have read and agree to them.

The screenshot shows a confirmation box with the text 'I agree to the above declarations and undertakings *' and a blue checkmark icon in a box.

Click on the **Next** Button to continue to the Submission page.

The screenshot shows a navigation bar with three buttons: 'Previous', 'Save', and 'Next'. The 'Next' button is highlighted with a red box.

[Back to Contents](#)

Submission Page – Submit

To submit your WMFS General Funding Round Application Form click on the **Submit** Button.

The screenshot shows the 'Submit' page of the WMFS General Funding Round Application. On the left is a navigation menu with items: Introduction, Privacy Notice, Business / Organisation Details, Project Overview, Project Plan, Checklist of Supporting Documents, Submission, Errors, Information and Summary, Declaration and Undertakings, and Submit (highlighted). The main content area has a light blue header with instructions: 'You must submit appropriate documentation to support this application. You can do this by clicking the 'Submit Documentation' button on the next screen after you have clicked 'Submit' below.' Below this is a button labeled 'Submit' which is highlighted with a red rectangle. A message below the button states: 'A Message containing a copy of your submitted WMFS General Funding Round Application will be available in your online Messages page within one working day.' At the bottom right of the page are navigation links: '< Previous', 'Save', and '> Next'.

Once submitted, you will see a Submission Confirmation page which you can print for your own records, by selecting the **Print this Screen** button.

The screenshot shows the 'Submission Confirmation' page. The left navigation menu is the same as the previous page, with 'Submission Confirmation' highlighted. The main content area has a header 'WMFS General Funding Round Application : Reference Number'. Below this, it states: 'Your WMFS General Funding Round Application was submitted for CRN. Submitted should be available in your online Messages page within one working day. Please check the contents of your WMFS General Funding Round Application and notify us of any changes required. Changes may be notified in writing or through the RPW Online Messages system. Click the 'Print this Screen' Button to print a copy of this receipt.' Below this text are three buttons: 'Print this Screen' (highlighted with a red rectangle), 'Submit Documentation', and 'Exit' (both also highlighted with red rectangles). At the bottom right of the page are navigation links: '< Previous', 'Save', and '> Next'.

You can now select the **Submit Documentation** button to go directly to your Messages page in RPW Online, or you can select the **Exit** button.

Please Note: Once the application is submitted, you cannot amend the items you have selected.

[Back to Contents](#)

Following Successful Submission

A summary of your completed WMFS General Funding Round Window 3 Application Form will be added to the 'Messages' page on your RPW Online account under the title "Documents received by RPW". Ensure you check the information submitted thoroughly. If any of the information shown is incorrect, please reply to the Message detailing your concerns. You should do this as soon as you discover any incorrect information.

If you are encountering problems or are unable to access our website, please contact the RPW Online Helpdesk on 0300 062 5004.

What happens next?

If your application is selected, you will be notified via your RPW Online account. You must either accept or decline the selection by completing and returning the Application Annex included with your selection notification letter to the Welsh Government via your online account by the date given in your letter.

You will be informed, via your RPW Online account as to whether your application has been selected and is being fully appraised for consideration of offer of Grant Award.

Applications which are not successful at selection stage will be informed via your RPW online account.

Please ensure that you follow the guidance as failure to do so may delay appraisal.

[Back to Contents](#)

Contacts

RPW Online

Access the RPW Online service via the Government Gateway at www.gateway.gov.uk, or once you have enrolled for the RPW Online service, access it via www.wales.gov.uk/RPWOnline. If you are not yet registered with RPW Online, please refer to the Welsh Government website for the how to register guidance or call the Customer Contact Centre on 0300 062 5004.

Enquiries – Customer Contact Centre

For all enquiries, please contact the [RPW Customer Contact Centre](#)
Enquiries can be submitted via RPW Online at any time.

Access to Welsh Government offices for people with disabilities or special needs

If you have any special needs which you feel are not met by our facilities, contact the Customer Contact Centre on 0300 062 5004. Welsh Government officials will then endeavour to make arrangements to accommodate your requirements.

Welsh Government Website

For all of the latest Marine and Fisheries information, visit the [Welsh Government website](#).