





Graddfa/ Scale: 1:1250

Legend:

- | | | | |
|---|---|---|----------------------------------|
|  | Priffordd i'w chau/
Highway to be stopped up |  | Priffordd newydd/
New highway |
|  | Priffordd i'w gwella/
Highway to be improved |  | Ffin y safle/
Site boundary |