

## Admission of patients to mental health facilities in Wales, 2015-16

31 August 2016  
SFR 108/2016

### Admissions

- In 2015-16, there were 9,570 admissions (excluding place of safety detentions) to mental health facilities in Wales, a decrease of 192 (2 per cent) from 2014-15 (*table 1*).
- 97 per cent of admissions (excluding place of safety detentions) in 2015-16 were to NHS facilities in Wales, with the remainder admitted to independent hospitals (*chart 2*).

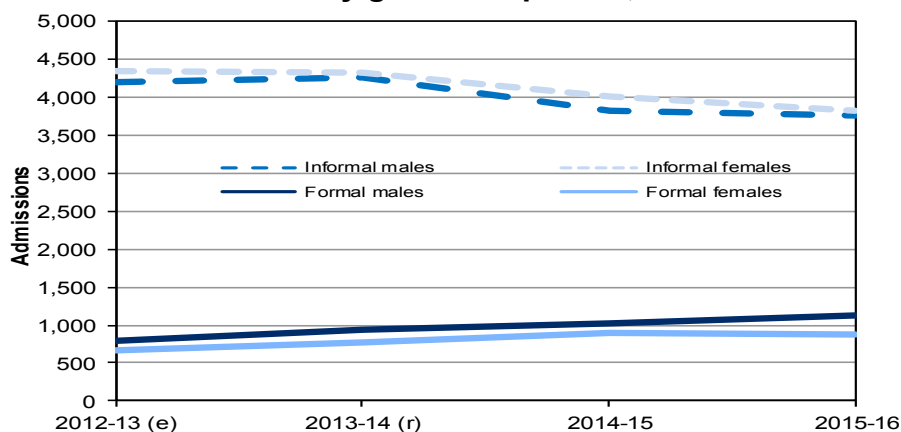
### Formal admissions under the Mental Health Act 1983 and other legislation

- 2,001 were admitted in 2015-16 under the Mental Health Act 1983 (excluding place of safety detentions) and other legislation, an increase of 80 (4 per cent) from 2014-15 (*table 1*).
- 94 per cent (1,888 of 2,001) of formal admissions (excluding place of safety detentions) were detained without the involvement of criminal courts (Part II) with 70 per cent (1,316 out of 1,888) of these being admitted for assessment, with or without treatment (Section 2 of the Mental Health Act 1983) (*table 1*).

### Supervised community treatment

- In 2015-16, there were 216 patients subject to supervised community treatment (SCT), including 28 for whom an independent hospital was responsible (*table 3a*). Of this total, 123 were male and 93 were female.

**Chart 1: Admissions by gender of patient, 2012-13 to 2015-16 (a)**



(a) Excluding place of safety detentions.

(e) Estimate for independent hospitals – see Key Quality Information for more details

(r) Revised due to a resubmission from Betsi Cadwaladr

### About this release

This release contains summary information on the number of patients admitted to mental health facilities in Wales both formally and informally, and patients subject to supervised community treatment.

The Mental Health Act 1983 (which was amended in 2007) is the law in England and Wales that allows people with a mental disorder to be admitted to hospital, detained and treated without their consent – whether for their own health, safety, or for the protection of other people.

### In this release

[Use of the mental health act](#) p3

[Admissions by legal status](#) p5

[Supervised community treatment](#) p6

[Key quality information](#) p8

## Contents

	<i>Page:</i>
<a href="#">Chart 1:</a> Admissions by gender of patient, 2012-13 to 2015-16 .....	1
<a href="#">Chart 2:</a> Admissions by legal status and type of premise, 2015-16 .....	3
<a href="#">Chart 3:</a> Use of the Mental Health Act, 2012-13 to 2015-16 .....	3
<a href="#">Chart 4:</a> Admissions by Local Health Board and Independent Hospitals, 2015-16 .....	4
<a href="#">Table 1:</a> Number of admissions by legal status, 2012-13 to 2015-16 .....	5
<a href="#">Table 2:</a> Admissions by Local Health Board and Independent Hospitals, 2015-16 .....	5
<a href="#">Table 3a:</a> Patients discharged from hospital under supervised community treatment (SCT), 2015-16 .....	6
<a href="#">Table 3b:</a> Supervised community treatment (SCT) related activity, 2015-16 .....	6
<a href="#">Chart 5:</a> Legal status of patients before being discharged under supervised community treatment, 2015-16 .....	6
<a href="#">Table 4a:</a> Completed Mental Health Act assessments in hospital under section 135(1) and 136, 2015-16 .....	7
<a href="#">Table 4b:</a> Outcomes of completed MHA assessments in hospital under Section 135(1) and 135, 2015-16 .....	7
<a href="#">Key quality information</a> .....	8 - 16

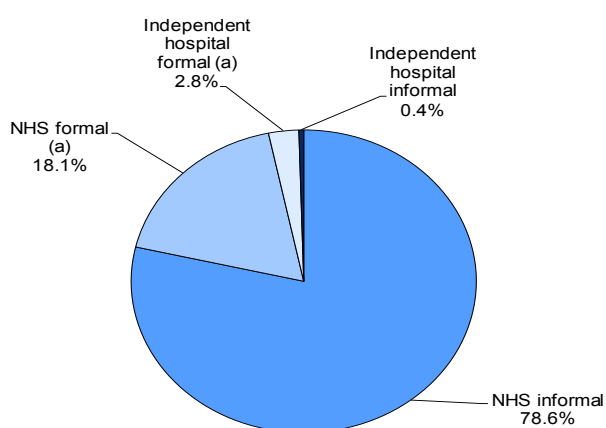
## Introduction

People can be admitted, detained and treated under different sections of the Mental Health Act, depending on the circumstances. People who are compulsorily admitted to hospital are called 'formal' patients and people who are admitted to hospital when they are unwell without the use of compulsory powers are called 'informal' patients. The Mental Health Act also allows people to be put on supervised community treatment, after a period of compulsory treatment in hospital.

## Admissions

The number of admissions in Wales (excluding place of safety detentions) has fluctuated year on year between 2012-13 and 2015-16, but has decreased in each of the last two years to stand at 9,570. More males than females were formally admitted each year. The number of informal admissions fell from 7,841 in 2014-15 to 7,569 in 2015-16, a decrease of 272 (3 per cent).

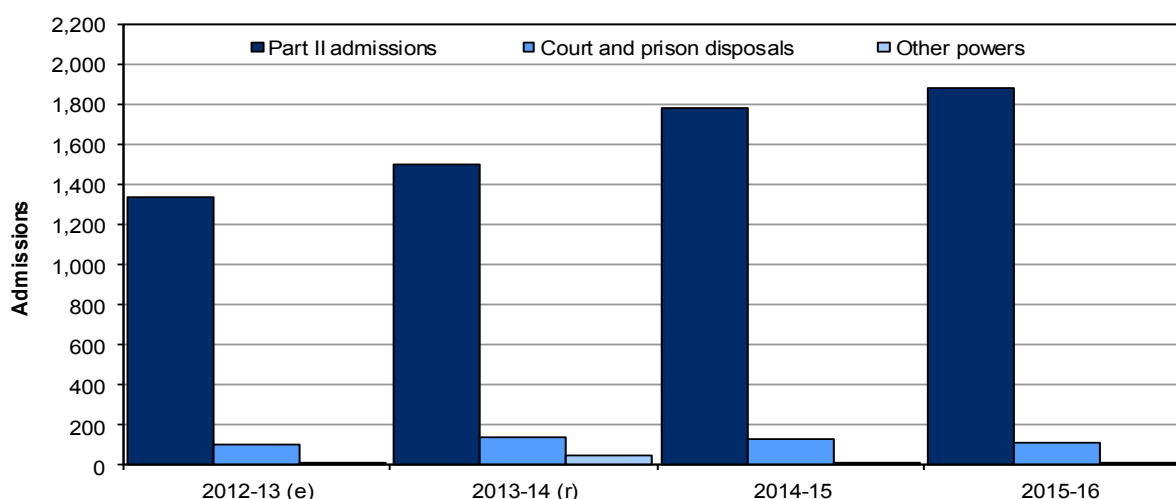
**Chart 2: Admissions by legal status and type of premise, 2015-16**



97 per cent of all admissions in 2015-16 and 86 per cent of formal admissions (excluding place of safety detentions) were to NHS facilities.

(a) Excluding place of safety detentions

**Chart 3: Use of the Mental Health Act, 2012-13 to 2015-16**

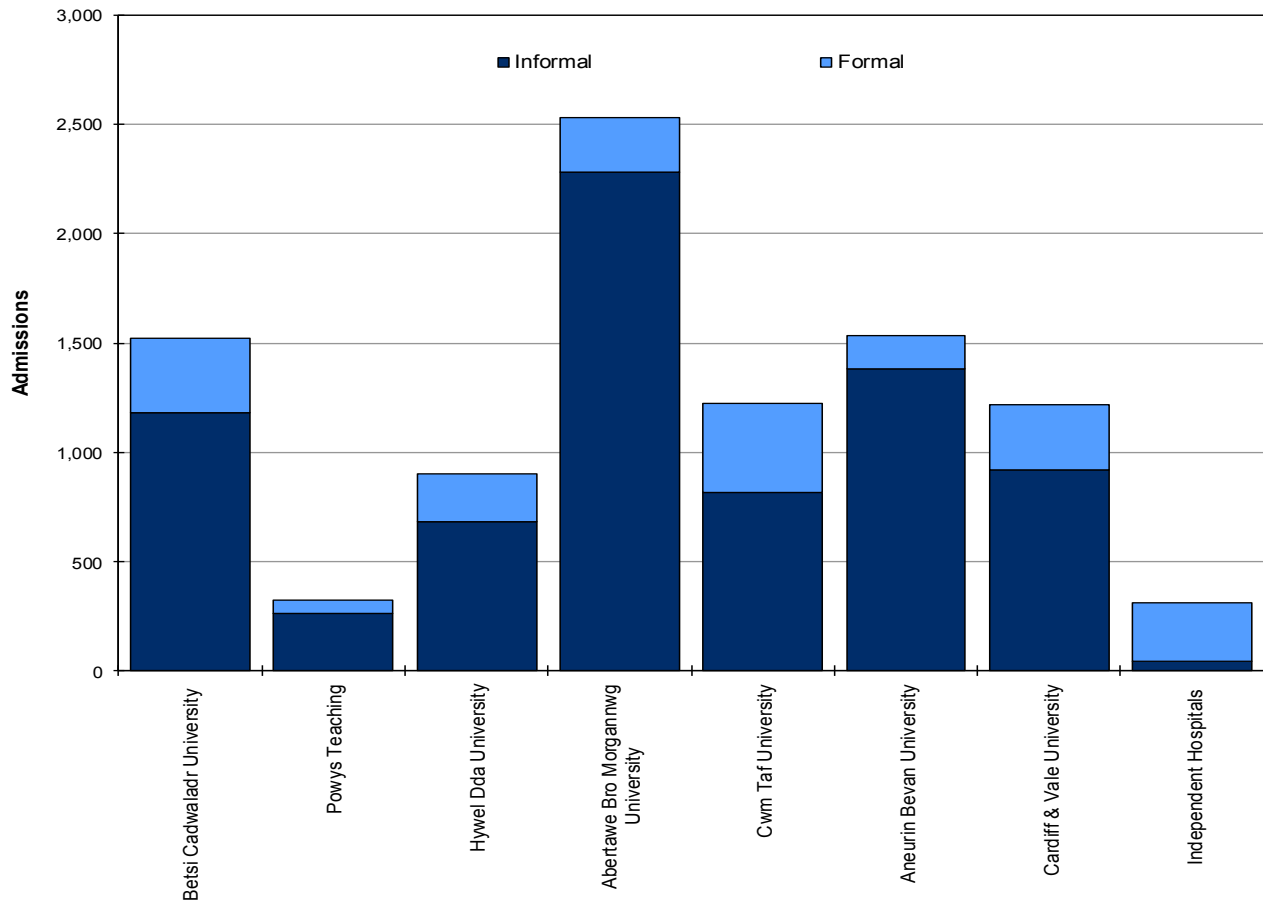


(e) Estimate for independent hospitals – see Key Quality Information for more details.

(r) Revised due to a resubmission from Betsi Cadwaladr.

Of those admitted formally under sections of the Mental Health Act, the majority in each year were admitted under Part II (94 per cent in 2015-16, excluding place of safety detentions).

**Chart 4: Admissions by local health board and independent hospitals, 2015-16 (a)  
(b)**



(a) Excluding place of safety detentions

(b) See Key Quality Information for more details of data presented for Powys.

Out of the NHS providers in 2015-16, Abertawe Bro Morgannwg University LHB had the highest number of informal admissions (2,283 or 30 per cent) and Cwm Taf University LHB had the highest number of formal admissions (409 or 24 per cent). Powys Teaching LHB had the lowest number of informal admissions (261 or 3 per cent) and formal admissions (62 or 4 per cent). 86 per cent of admissions to independent hospitals were formal admissions.

**Table 1: Number of admissions by legal status, 2012-13 to 2015-16 (a)**

Legal status (b)	<i>Number</i>			
	2012-13 (e)	2013-14	2014-15	2015-16
<b>Formal admissions:</b>				
<b>Part II:</b>				
2 (assessment with or without treatment)	942	954	1,210	1,316
3 (to hospital for treatment)	350	491	503	506
4 (for assessment in emergency)	46	61	75	66
<b>Total</b>	<b>1,338</b>	<b>1,506</b>	<b>1,788</b>	<b>1,888</b>
<b>Court and prison disposals:</b>				
35 (remanded to hospital for report)	4	1	3	0
36 (remanded to hospital for treatment)	1	0	0	0
37 (convicted person sent to hospital for treatment with section 41 restriction)	26	41	39	35
37 (convicted person sent to hospital for treatment without section 41 restriction)	41	53	48	46
45A (combined hospital order and prison sentence disposal)	3	0	1	0
47 & 48 (prisoner transferred to hospital with section 49 restriction)	24	31	25	24
47 & 48 (prisoner transferred to hospital without section 49 restriction)	7	12	10	4
<b>Total</b>	<b>106</b>	<b>138</b>	<b>126</b>	<b>109</b>
<b>Other powers (c)</b>	9	48	7	4
<b>Formal admissions Total</b>	<b>1,453</b>	<b>1,692</b>	<b>1,921</b>	<b>2,001</b>
<b>Informal admissions</b>	8,544	8,582 (r)	7,841	7,569
<b>All admissions</b>	<b>9,997</b>	<b>10,274 (r)</b>	<b>9,762</b>	<b>9,570</b>
<b>Hospital-based Place of Safety (PoS) detentions - first PoS only (d)</b>				
135 (warrant to remove to a place of safety) (f)	18	29	45	44
136 (removal by police from a public place to a place of safety) (f)	842	1,039	1,073	1,347
<b>Total (f)</b>	<b>860</b>	<b>1,068</b>	<b>1,118</b>	<b>1,391</b>

(a) NHS and independent hospitals.

(b) See notes at end of release for details.

(c) Other sections of the Mental Health Act 1983 and other Acts.

(d) See Key Quality Information for more details.

(e) Admissions data includes an estimate for independent hospitals. See Key Quality Information for more details.

(f) Based on data for only 6 Local Health Boards for Section 135(1) in 2012-13. Excludes Section 135(1) data from Aneurin Bevan LHB as they were unable to provide the information. See Key Quality Information for more details.

(r) Revised due to a resubmission from Betsi Cadwaladr LHB

**Table 2: Admissions by local health board and independent hospitals, 2015-16 (a)**

Local Health Board / Independent Hospital	Rate (b)		Number	
	Informal	Formal	Informal	Formal
Betsi Cadwaladr University LHB	17.0	5.0	1,180	345
Powys Teaching LHB	19.7	4.7	261	62
Hywel Dda University LHB	17.8	5.7	682	220
Abertawe Bro Morgannwg University LHB	43.4	4.7	2,283	247
Cwm Taf University LHB	27.5	13.8	816	409
Aneurin Bevan University LHB	23.8	2.6	1,384	151
Cardiff & Vale University LHB	19.0	6.1	920	296
Independent Hospitals	.	.	43	271
<b>Wales</b>	<b>24.4</b>	<b>6.5</b>	<b>7,569</b>	<b>2,001</b>

(a) Excluding place of safety detentions. See Key Quality Information for more details of data presented for Powys.

(b) Per 10,000 resident population based on the 2015 mid year estimates.

## Use of supervised community treatment (under section 17A Mental Health Act 1983)

**Table 3a: Patients discharged from hospital under supervised community treatment (SCT), 2015-16 (a)**

Local Health Board	Legal status prior to SCT		Number
	Section 3	Other sections	Total
	Betsi Cadwaladr University LHB	23	0
Powys Teaching LHB	*	0	*
Hywel Dda University LHB	27	*	*
Abertawe Bro Morgannwg University LHB	44	*	*
Cwm Taf University LHB	18	0	18
Aneurin Bevan University LHB	32	*	*
Cardiff & Vale University LHB	35	0	35
<b>Wales (a)</b>	<b>206</b>	<b>10</b>	<b>216</b>

(a) Wales totals include patients discharged from independent hospitals under supervised community treatment.

\* Figures under 5 have been suppressed to avoid the risk of disclosing information about individuals. Further figures (5 or more) have also been suppressed to avoid secondary disclosure.

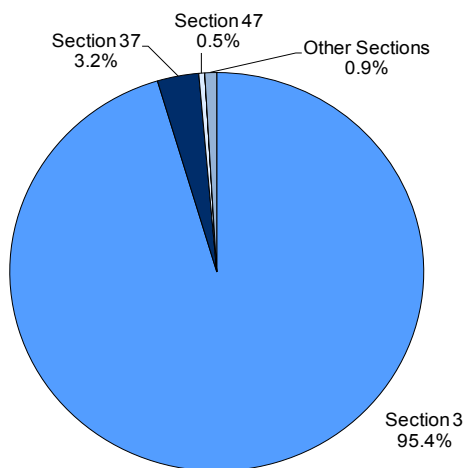
**Table 3b: Supervised community treatment (SCT) related activity, 2015-16 (a)**

Local Health Board	SCT related activity					Number
	Recall	Revocation	Discharge	Assignment to the hospital	Assignment from the	
				of a SCT patient	hospital of a SCT patient	
Betsi Cadwaladr University LHB	12	11	30	6	9	9
Powys Teaching LHB	0	0	*	*	0	0
Hywel Dda University LHB	18	10	14	5	0	0
Abertawe Bro Morgannwg University LHB	18	16	10	0	0	0
Cwm Taf University LHB	29	20	20	0	0	0
Aneurin Bevan University LHB	19	14	32	5	0	0
Cardiff & Vale University LHB	*	13	*	*	22	22
<b>Wales (a)</b>	<b>102</b>	<b>86</b>	<b>116</b>	<b>23</b>	<b>40</b>	<b>40</b>

(a) Wales totals include patients discharged from independent hospitals under supervised community treatment.

\* Figures under 5 have been suppressed to avoid the risk of disclosing information about individuals.

**Chart 5: Legal status of patients before being discharged under supervised community treatment, 2015-16**



Of the patients discharged under supervised community treatment in 2015-16, the majority (95 per cent) had been admitted under Section 3, 3 per cent had been admitted under Section 37, 1 per cent under other sections and less than 1 per cent under section 47.

## Use of Sections 135(1) and 136 of the Mental Health Act 1983

**Table 4a: Completed Mental Health Act assessments in hospital under Section 135(1) and 136, 2015-16**

	Hospital is subsequent Place of Safety Detention after transfer from:					Total assessments
	Hospital is first and only Place of Safety Detention	another hospital	police station	another place	Unknown (a)	
Section 135(1)	44	0	0	1	0	45
Section 136	1,347	24	108	0	0	1,479

(a) Unknown either whether it was a first or subsequent hospital-based Place of Safety or where the patient was transferred from to the hospital-based place of safety.

**Table 4b: Outcomes of completed Mental Health Act assessments in hospital under Section 135(1) and 136, 2015-16**

						All outcomes
	Discharged from Section 135(1) or 136	Informally admitted to hospital	Detained under Section 2	Detained under Section 3	Other	
Section 135(1)	1	5	19	17	3	45
Section 136	976	271	207	14	11	1,479

## Key Quality information

### Relevance

This release provides data on the number of admissions to mental health facilities throughout the financial year 2015-16 by type of admission (e.g. formally or informally).

It is published on the same day as another release on mental health: [“Patients in mental health hospitals and units in Wales, at 31 March 2016”](#). This provides data on the number of patients who have been resident in hospitals and units for people with a mental illness and for people with a learning disability at 31 March 2016, a snapshot on that date.

Definitions of terms used can be found in the [NHS Wales Data Dictionary](#).

### Users and uses

We believe the key users of these statistics are:

- Ministers and their advisors;
- Assembly members and Members Research Service in the National Assembly for Wales;
- Policy makers of the Welsh Government;
- Other government departments;
- NHS Wales;
- Students, academics and universities;
- Media; and
- Individual citizens.

The statistics are used in a variety of ways. Some examples of these include:

- To provide advice to Ministers;
- To inform debate in the National Assembly for Wales and beyond;
- To monitor the number and type of detentions, as well as identify variations in detention rates across reporting periods and within different areas in Wales;
- For trend analysis as well as informing funding arrangements; and
- To help determine the service the public may receive from the relevant organisations.

We consult with key users prior to making changes, and where possible publicise changes on the internet, at committees and other networks to consult with users more widely. We aim to respond quickly to policy changes to ensure our statistics remain relevant.



## **Accuracy**

To reduce processing errors the process for producing this release is as automated as possible. There are also quality assurance procedures in place to understand and explain movements in the data and to check that the computer system is calculating the published statistics correctly. This includes, validating data received with that for previous years and if any totals show large variances confirming these with the relevant information managers of each LHB. All LHB information managers are also asked to confirm the formal and informal LHB totals.

## **Revisions and resubmissions**

Notes at the end of the release inform the users whether the outputs have been revised or not (denoted r). We will also give an indication of the size of the revision between the latest and previous release. There are not generally revisions to the data. However, if there are revisions they generally only take place when we receive a resubmission from the LHB for previous year's data and the revisions will be published at the same time as the most recent year's data.

Whilst providing 2015-16 data, Betsi Cadwaladr LHB realised they had made an error in their 2013-14 informal data. Following the resubmission we have revised the Betsi Cadwaladr and Wales informal and all admissions total as follows:

Betsi Cadwaladr informal admissions total for 2013-14 changed from 1,618 to 1,598.

Betsi Cadwaladr all admissions total for 2013-14 changed from 1,855 to 1,835.

Wales informal admissions total for 2013-14 changed from 8,602 to 8,582.

Wales all admissions total for 2013-14 changed from 10,294 to 10,274.

In the unlikely event of incorrect data being published revisions to data would be made and users informed in conjunction with the Welsh Government's [Revisions, errors and postponements](#) arrangements.

## **Estimates**

Not all independent hospitals returned data collection forms for 2012-13. As a result, we have used their data submitted for 2011-12 as an estimate for 2012-13. This affects the figures on admissions and supervised community treatment. Data in tables and charts that are affected by this are shown by an (e).

## **Source**

Data are collected by financial year from individual Local Health Boards via the KP90 data collection form and are subject to validation checks centrally prior to publication. However it is the responsibility of these organisations to ensure that the figures have been compiled correctly in accordance with central definitions and guidelines. A list of independent hospitals that are registered to detain patients is provided to the Welsh Government each year from Healthcare Inspectorate Wales and the Welsh Government collects the relevant data. This list can vary between years. For the period 1<sup>st</sup> April 2015 to 31<sup>st</sup> March 2016, 57 NHS mental health facilities and 20 Independent hospitals provided returns. All the required hospitals provided returns for 2015-16.

Changes to the KP90 data collection form and guidance were made in 2008-09 to take into account changes to the Mental Health Act 1983 made by the Mental Health Act 2007. These changes may affect comparisons with data for earlier years.

Further changes were made to the data collection form in 2013 to make the form electronic, add more detail to the guidance notes and definitions and address the data quality issues around the Place of Safety Detentions (PoS) – see note on PoS below. These changes may affect comparisons with data for earlier years; in particular the Place of Safety Detentions data for 2012-13 onwards will not be directly comparable with data for previous years. Further to this, for 2014-15 data onwards we introduced further validation checks including returning the health boards own submitted figures to them for approval.

Agreed standards and definitions within Wales provide assurance that the data is consistent across Local Health Boards. Every year the data are collected from the same sources and adhere to the national standard, meaning that they should be coherent within and across organisations.

### **Coverage**

Information is presented on admissions to mental health facilities in Wales (includes NHS and independent hospitals), both formally and informally. Although informal admissions account for the majority of admissions to mental health facilities in Wales, in the interest of their own health or safety or for the protection of other people a person may be formally admitted or detained in hospital under various sections of the Mental Health Act 1983 and other legislation.

On 1<sup>st</sup> April 2010, Powys Teaching LHB transferred mental health services to Aneurin Bevan LHB, Betsi Cadwaladr University LHB and Abertawe Bro Morgannwg University LHB. After that, the data was shown under these LHBs in the release. However, following discussions between Welsh Government and Powys LHB, the data from 2012-13 onwards is shown under Powys. As a result, the data from 2012-13 onwards for those LHBs will not be comparable with data for previous years. These services were subsequently transferred back by Betsi Cadwaladr University LHB and Abertawe Bro Morgannwg University LHB on the 31<sup>st</sup> November 2015.

Any transgender patients have been classified in the data according to the gender they consider themselves to be.

### **Betsi Cadwaladr university LHB 2009-10**

Due to difficulties in extracting sufficiently robust data from an old operating system where the 2009-10 data is held, Betsi Cadwaladr University LHB are unable to provide this data. Therefore data for Betsi Cadwaladr University LHB and Wales is not available for 2009-10.

### **First admissions data**

In previous releases, we captured data from hospitals in Wales on the number of admissions that were first admissions. However, as not all hospitals were able to provide this data, the data had been caveated since 1999-2000 to state that the data was not available from all hospitals/units in Wales.

Through consultation with data providers in 2012-13 they identified issues around supplying data on first admissions and the fact that the information was incomplete and not fit for purpose. Based on feedback from users, data on first admissions has not been collected from 2012-13 onwards.

## **Quality**

[Statement on confidentiality and data access.](#)

## **Timeliness and punctuality**

All outputs adhere to the Code of Practice by pre-announcing the date of publication through the [Upcoming calendar](#) web pages. Furthermore, should the need arise to postpone an output this would follow the Welsh Government's [Revisions, errors and postponements](#) arrangements.

We publish releases as soon as practical after the relevant time period.

## **Accessibility and clarity**

The statistics are published in an accessible, orderly, pre-announced manner on the Welsh Government website at 9:30am on the day of publication. An RSS feed alerts registered users to this publication. Simultaneously the releases are also published on the National Statistics Publication Hub. We also publicise our outputs on [Twitter](#). All releases are available to download for free.

We aim to use Plain English in our outputs and all outputs adhere to the Welsh Government's [accessibility policy](#). Furthermore, all our headlines are published in Welsh and English.

Further information regarding the statistics can be obtained by contacting the relevant staff detailed on the release or via [stats.healthinfo@wales.gsi.gov.uk](mailto:stats.healthinfo@wales.gsi.gov.uk)

## **StatsWales**

More detailed tables are available via [StatsWales](#) (an interactive data dissemination service).

## **Comparability and coherence**

Where there are changes to the data provided, this is shown clearly in the outputs. Where advance warning is known of future changes these will be pre-announced in accordance with Welsh Government arrangements.

## Mental health data for other UK countries

There is similar information available from other parts of the UK but the data is not exactly comparable due to local definitions and standards in each area.

Statistics on admissions to mental health facilities in England and use of supervised community treatment are published by [NHS Digital](#).

[Psychiatric hospital activity statistics for Scotland](#).

[Mental health and learning disability activity statistics for Northern Ireland](#).

## The Mental Health Acts 1983 and 2007

[Mental Health Act 1983](#)

[Mental Health Act 2007](#)

An outline of the main section of the Mental Health Act 1983, under which people can be formally detained in hospital, is given below. Changes were made to the Mental Health Act 1983 by the Mental Health Act 2007.

### Part II admissions:

Part II of the Act allows a patient to be compulsorily admitted under the Act if he/she is suffering from mental disorder as defined in the Act and where this is necessary:

- in the interests of his/her own health or
- in the interests of his/her own safety or
- for the protection of other people.

The relevant sections are:

**Section 2:** admission to hospital for assessment or assessment and treatment; this section has a detention limit of 28 days after which a person become an informal patient (unless detained under section 3).

**Section 3:** admission to hospital for treatment; this section allows for detention for up to six months, after which the order can be renewed for a further six months and then for one year at a time.

**Section 4:** admission for assessment in emergency; this section has a detention limit of 72 hours and cannot be renewed but a person may be assessed for further detention under section 2 or 3.

**Section 5(2):** a registered medical practitioner or approved clinician's power to hold informal patients already in hospital; this section has a detention limit of 72 hours and cannot be renewed.

**Section 5(4):** nurses' holding power of an informal patient already in hospital and receiving treatment for a mental disorder; the detention limit of six hours of this section cannot be renewed.

## **Admissions following court disposal:**

Part III of the Act relates to people involved in criminal proceedings.

The relevant sections are:

**Sections 35:** accused person remanded to hospital for report relating to that person's mental health; this section has a detention period of 28 days and can be renewed for two further periods of 28 days (12 weeks in total).

**Section 36:** accused person remanded to hospital for treatment; this section has a detention period of 28 days which can be renewed for two further periods of 28 days (12 weeks in total).

**Section 37:** convicted person sent to hospital for treatment (known as a 'hospital order'); this section allows for detention for up to 6 months, after which the order can be renewed for a further six months and then for one year at a time.

**Section 37 can be accompanied by a restriction order under section 41 (known as section 37/41);** patients detained under section 37/41 can only be discharged by a Mental Health Review Tribunal or the Secretary of State.

**Section 38:** convicted person sent to hospital for assessment prior to sentencing (an interim hospital order) cannot be renewed beyond a period of 12 months. Section 37(4) lasts for a maximum of 28 days.

**Section 44:** potential section 37 patient committed to hospital by a magistrates court pending a crown court hearing for restriction order.

**Section 45A:** sentenced person given a hospital direction and limitation direction alongside a prison sentence. The hospital direction is equivalent to a section 37 hospital order and the limitation direction is similar to a restriction order under section 41.

**Section 47:** prisoner, serving a sentence, transferred from prison (or other form of detention) to hospital – either with or without a restriction direction under section 49 (a restriction direction is similar to a restriction order under section 41).

**Section 48:** prisoner, not sentenced, transferred from prison (or other form of detention) to hospital – either with or without a restriction direction under section 49.

Patients subject to detention under sections 45A, 47/49 or 48/49 are subject to continuous detention until such time as they are either discharged, the restrictions end, or they are returned to prison.

## **Place of safety detentions:**

Part X of the 1983 Act gives the police powers to remove a person who appears to be mentally disordered to a place of safety for assessment by a doctor and an approved mental health professional.

The relevant sections are:

**Section 135(1):** warrant to search for and remove a patient to a place of safety.

**Section 136:** removal by police from a public place to a place of safety.

Both sections 135(1) and 136 have a detention limit of 72 hours, and cannot be renewed.

### **Place of safety detentions data:**

The data in this release is based on only those place of safety detention assessments which were hospital-based. Prior to 2008-09, people could not be transferred between places of safety, however since April 2008 there has been the power to transfer people between places of safety.

Due to further analysis and user demand in 2013, we identified some quality issues with the place of safety detention data which has been collected since 2008-09 and has been provided by mental health facilities in Wales and a revised release based on 2011-12 data was issued. Following this, we worked closely with NHS data providers, policy colleagues at Welsh Government and Healthcare Inspectorate Wales to review the whole form, but in particular the place of safety detention data items. The outcome was that a revised and improved form was developed and used from 2012-13 onwards. The revised form was approved by the Welsh Information Standards Board.

As a result of this improvement work, the data on place of safety detention assessments for 2012-13 onwards is not directly comparable with data for previous years.

Further work is being done by Healthcare Inspectorate Wales, working with Welsh Government and the police, to capture data on place of safety detentions that are police station based only, as well as hospital-based place of safety detentions. This information is being captured by Healthcare Inspectorate Wales and is likely to replace the place of safety detention data captured via the KP90 in future years.

### **Place of safety detentions data – missing data on Section 135(1)**

For Section 135(1) detentions, Aneurin Bevan Local Health Board (LHB) was unable to provide any data for 2012-13. As a result, the figures used in this release for that year are only based on the data for the other 6 LHBs. A note has been added to the tables affected to alert users to this.

### **After care under supervision (ACUS):**

After-care under supervision (or ACUS) was abolished on 3 November 2008. Transitional provisions were in place until 3 May 2009. ACUS (which was introduced by The Mental Health (Patients in the Community) Act 1995 on 1 April 1996 ) applied to patients discharged from detention under Section 3, 37, 47 or 48 who presented a substantial risk of serious harm to themselves or other people, unless their care is supervised.

### **Supervised community treatment**

Supervised community treatment (SCT) was introduced into the Mental Health Act 1983 by the Mental Health Act 2007 and its purpose is to allow patients to continue their treatment in the community following a period of detention in hospital. SCT has only been available since 3 November 2008.

Patients detained in hospital for treatment under section 3 (and certain Part III sections) can be discharged from detention onto a community treatment order (CTO) to continue their treatment in

the community. While on a CTO, they can, if necessary, be recalled to hospital for up to 72 hours, normally for further treatment. If they need to remain detained in hospital for more than 72 hours, their CTO can be revoked. If that happens, they go back to being detained under the section they were on before going onto the CTO (“revocation of SCT”). A discharge from SCT occurs when a patient’s CTO ends without being revoked.

### **Independent hospitals**

These are establishments, other than an NHS hospital, which provide treatment or nursing (or both) for persons liable to be detained under the Mental Health Act 1983. The Care Standards Act 2000 also provides that such independent hospitals should be registered under Part II of that Act, and should comply with such National Minimum Standards as may be published. Although Healthcare Inspectorate Wales (HIW) retains responsibility for the registration and inspection of the independent hospitals, individual establishments were responsible for supplying data on detained patients. Independent hospitals classed as substance misuse treatment centres are not included for 2007-08 onwards. Care should be taken when interpreting figures relating to independent hospitals.

### **Mental Health (Wales) Measure 2010:**

Data on the Mental Health (Wales) Measure 2010, which places duties on local health boards and local authorities about the assessment and treatment of mental health problems, can be found on the [My Local Health and Social Care website](#).

To access the data, follow the link to the [LHB indicator page](#) and click on the ‘Individual Care’ tab.

### **Well-being of Future Generations Act (WFG)**

The Well-being of Future Generations Act 2015 is about improving the social, economic, environmental and cultural well-being of Wales. The Act puts in place seven well-being goals for Wales. These are for a more equal, prosperous, resilient, healthier and globally responsible Wales, with cohesive communities and a vibrant culture and thriving Welsh language. Under section (10)(1) of the Act, the Welsh Ministers must (a) publish indicators (“national indicators”) that must be applied for the purpose of measuring progress towards the achievement of the Well-being goals, and (b) lay a copy of the national indicators before the National Assembly. The 46 national indicators were laid in March 2016.

Information on indicators and associated technical information - [How do you measure a nation’s progress? - National Indicators](#)

Further information on the [Well-being of Future Generations \(Wales\) Act 2015](#).

The statistics included in this release could also provide supporting narrative to the national indicators and be used by public services boards in relation to their local well-being assessments and local well-being plans.

## General notes

The following symbols and abbreviations are used in the tables:

. Not applicable

\* Suppressed to avoid the risk of disclosing information about individuals.

## Further details

The document is available at:

<http://gov.wales/statistics-and-research/admission-patients-mental-health-facilities/?lang=en>

## Next update

August 2017, this will include data up to 2016-2017.

## We want your feedback

We welcome any feedback on any aspect of these statistics which can be provided by email to

[stats.healthinfo@wales.gsi.gov.uk](mailto:stats.healthinfo@wales.gsi.gov.uk)

## Open Government Licence

All content is available under the [Open Government Licence v3.0](#), except where otherwise stated.

