


## General Medical Services Contract: Quality and Outcomes Framework Statistics for Wales, 2017-18

27 September 2018  
SFR 86/2018

The Quality and Outcomes Framework (QOF) was first implemented in April 2004. In January 2018 [Welsh Government and GPC Wales announced](#) that the QOF element of the GP contract was to be relaxed until 31 March 2018. This meant that GPs were able to opt out of a substantial part of the framework. This year's release therefore reflects only that part of the framework which was unaffected by relaxation, that is, prevalence, influenza indicators and some of the Cluster Network Development (CND) indicators. However, a complete set of data is published as usual.

The data reported is derived from the national 'CM Web' software as at 30 June 2018. In any year not all of the QOF data is comparable to previous years since the points available have changed for some indicators but this especially important to note this year. For more information see [Key quality information](#).

### Key results



15.7% of patients (around 1 in 6 people) were recorded on the hypertension disease register, the largest number on a single register in 2017-18.

- 11.8% of patients aged 16 and over were recorded on the obesity register.
- 80.1% of the registered population aged 65 and over had received an influenza immunisation in the preceding 1 August to 31 March, as had 75.2% of those aged under 65 on the Coronary Heart Disease (CHD), Chronic Obstructive Pulmonary Disease (COPD), diabetes or stroke registers.

### About this release

This release presents a summary of data from the national General Medical Services (GMS) Quality and Outcomes Framework (QOF) during 2017-18. The Quality and Outcomes Framework (QOF) is a system of financial incentives. It is about rewarding contractors for good practice (and its associated workload) through participation in an annual quality improvement cycle. Whilst it is voluntary, all practices in Wales participated in 2017-18.

More detailed tables are provided in [StatsWales](#) and in the associated [spreadsheets](#).

### In this release

<a href="#">Prevalence</a>	7
<a href="#">Health Boards</a>	14
<a href="#">GP clusters</a>	16
<a href="#">Audit+</a>	21
<a href="#">Notes</a>	26
<a href="#">Appendices</a>	36

## Table of contents:

Key results.....	1
Introduction.....	4
QOF relaxation for 2017-18.....	5
Contents of the framework.....	6
Disease registers.....	7
Prevalence.....	7
Table 1: Reported Disease Prevalence Rates.....	8
Chart 1: Reported prevalence rates of all patients, and of age-specific patients, 2017-18(a).....	9
Dementia register.....	10
Table 2: Number of people diagnosed and estimated number undiagnosed with dementia, 2017-18.....	10
Chart 2: Estimated percentage of the population in Wales aged 65 years or over, with dementia, who are diagnosed (QOF register), by health board and year (a).....	11
Map 1: Locations of GP practices, Quality and Outcome Framework.....	12
Total and domain level achievement.....	13
Influenza (flu) (Clinical Domain Active QOF).....	13
Chart 3: Percentage of the registered population (a) who have had influenza immunisation in the preceding 1 August to 31 March (b).....	13
Health Board variations.....	14
Table 3: Reported disease prevalence rates, by Local Health Board, 2017-18.....	14
Chart 4: Estimated percentage of the population in Wales, aged 65 years or over with dementia, who are diagnosed (QOF register), by health board, 2017-18.....	15
Chart 5: Percentage of the registered population aged 65 years or more who have had influenza immunisation in the preceding 1 August 2017 to 31 March 2018.....	15
Chart 6: Percentage of patients aged under 65 years included in (any of) the registers for CHD, COPD, Diabetes or Stroke who have had influenza immunisation in the preceding 1 August 2017 to 31 March 2018.....	15
Cluster Network Development Domain.....	16
Chart 7: Cluster atrial fibrillation prevalence rates, 2017-18.....	19
Chart 8: Cluster palliative care prevalence rates, 2017-18.....	19
Chart 9: Cluster mental health prevalence rates, 2017-18.....	19
Chart 10: Cluster diabetes mellitus prevalence rates, 2017-18.....	20
Chart 11: Cluster dementia prevalence rates, 2017-18.....	20
Chart 12: Cluster chronic obstructive pulmonary disease (COPD) prevalence rates, 2017-18.....	20
Audit +.....	21
Chart 13: Percentage of patients on the hypertension register, by gender and age group, 2017-18.....	21
Chart 14: Percentage of patients on the obesity register, by gender and age group, 2017-18.....	21
Chart 15: Percentage of patients on the depression register, by gender and age group, 2017-18.....	21
Chart 16: Percentage of patients on the asthma register, by gender and age group, 2017-18.....	22
Chart 17: Percentage of patients on the diabetes register, by gender and age group, 2017-18.....	22

Chart 18: Percentage of patients on the cardiovascular disease register, by gender and age group, 2017-18 .....	22
Chart 19: Percentage of patients on the coronary heart register, by gender and age group, 2017-18.....	22
Chart 20: Percentage of patients on the cancer register, by gender and age group, 2017-18.....	23
Chart 21: Percentage of patients on the COPD register, by gender and age group, 2017-18 .....	23
Chart 22: Percentage of patients on the atrial fibrillation register, by gender and age group, 2017-18.....	23
Chart 23: Percentage of patients on the stroke and transient ischaemic attack (TIA) register, by gender and age group, 2017-18 .....	23
Chart 24: Percentage of patients on the heart failure register, by gender and age group, 2017-18.....	24
Chart 25: Percentage of patients on the mental health register, by gender and age group, 2017-18 .....	24
Chart 26: Percentage of patients on the epilepsy register, by gender and age group, 2017-18 .....	24
Chart 27: Percentage of patients on the rheumatoid arthritis register, by gender and age group, 2017-18 ..	24
Chart 28: Percentage of patients on the learning disability register, by gender and age group, 2017-18 .....	25
Chart 29: Percentage of patients on the palliative care register, by gender and age group, 2017-18.....	25
Chart 30: Percentage of patients on the osteoporosis register, by gender and age group, 2017-18 .....	25
Notes .....	26
Disease areas .....	26
Patient exceptions: not included in 2017-18 statistical release .....	27
Prevalence .....	29
Age Specific Prevalence.....	29
Audit+ charts .....	29
Estimated diagnosis rate for people with dementia .....	30
Key Quality Information.....	31
Appendix 1 – Descriptions of the 2017-18 QOF indicators .....	36
Clinical Domain, Active QOF .....	36
Clinical Domain, Inactive QOF.....	38
Appendix 2 - StatsWales tables views.....	40

## Introduction

The national Quality and Outcomes Framework (QOF) was introduced as part of the new General Medical Services (GMS) contract on 1 April 2004. Guidance for the QOF in Wales can be found on the [NHS Wales website](#).

The QOF is about resourcing and then rewarding good practice. The QOF measures achievement against 54 indicators. Practices score points on the basis of achievement against each indicator, up to a maximum of 567 points.

The 2017/18 QOF element of the GMS contract consists of 3 parts, the active clinical domain – 202 points; inactive clinical domain – 165 points; and the cluster network domain – 200 points; a total of 567 points. Under the measures, GMS contractors can discontinue participation in the majority of QOF targets for the period to 31 March 2018. The action taken applies to all 3 domains; the only indicators not relaxed are FLU001W and FLU002W.

Not all indicators in this release are consistent with earlier years. The National Institute for Health and Care Excellence NICE operates an online facility which allows stakeholders to comment on current QOF indicators. Comments inform the review of existing QOF indicators against set criteria which include:

- evidence of unintended consequences;
- significant changes to the evidence base; and
- Changes in current practice.

These comments are fed in to a rolling programme of reviews. The focus for new indicators is provided by NICE Quality Standards.

Since 2013 changes to the GMS contract for Wales have been negotiated annually by Welsh Government, NHS Wales, and the General Practitioners Committee Wales (GPC Wales) of the British Medical Association. This reflects an increasing divergence in GMS strategic priorities across the devolved administrations. Changes to the 2015-16 GMS contract included the removal of 102 points through the retirement of indicators and the extension of reporting indicators. Further information can be found in the [Key quality information](#).

Indicators across all domains were re-numbered from April 2013. In the guidance they are prefixed by an abbreviation of the category to which they belong, for example the Coronary Heart Disease (CHD) indicator number one is now CHD001. The addition of zeroes indicates the change from previous years numbering. Note that these changes have an impact on the total numbers of available points for all domains.

Some indicators differ to those that apply in other countries of the UK. Where indicators are the same as in England then the numbering will be the same e.g. AF001. Where the indicator is essentially the same but differs on timeframe (including exception coding) then a 'W' has been added as a suffix, e.g. AF002W. A number of indicators developed through the NICE process have been introduced in Wales but not in England, where this is the case the indicator has been assigned the number 100 to avoid numbering issues in future years e.g. HF100W.

## QOF relaxation for 2017-18

In January 2018 the Welsh Government and [GPC Wales announced](#) that the QOF element of the GMS contract was to be relaxed until 31 March 2018. This meant that GP practices were able to opt out of a substantial part of the framework. The aim of the relaxation of QOF was to free up more capacity for GPs and practice nurses to manage their most vulnerable and chronically sick patients during the winter period where there is a significant increase in demand for their services.

The number of points available in the clinical QOF Domain has reduced from 407 points at 2016/17 to 367 points at 2017/18. The Domain has been split into Active QOF and Inactive QOF. Approximately 50% of clinical QOF, representing 202 points, has been designated as active QOF; approximately 40% of clinical QOF, representing 165 points has been designated as inactive QOF and approximately 10% clinical QOF, representing 40 points, have been retired and the points value transferred to the Cluster Network Domain. See table below:

	Clinical QOF Domain	Cluster Network Domain	<b>Total</b>
<b>QOF points 2016/17</b>	<b>407</b>	<b>160</b>	<b>567</b>
<b>QOF points 2017/18</b>	<b>367</b>	<b>200</b>	<b>567</b>
Clinical Network Domain	-	160	<b>160</b>
Clinical QOF transferred to Cluster Network Domain	-	40	<b>40</b>
Inactive QOF	165	-	<b>165</b>
Active QOF	202	-	<b>202</b>

The intention was to ensure that no GP practice lost out financially as a result of QOF relaxation up to 31 March 2018. Accordingly, for each indicator a practice elected to opt out of, the achievement for 2017-18 was compared with the 2016-17 achievement for the relevant indicator and the health board made a payment to the practice at the higher of the two levels of achievement.

The analysis in this year's bulletin therefore reflects only that part of the framework which was unaffected by relaxation, that is, prevalence, influenza indicators and some of the Cluster Network Development (CND) indicators. The data published for 2017-18 however (in spreadsheets, StatsWales and the dashboards) represents the data on which payment was made to GP practices. Where a practice elected to opt out of the 2017-18 QOF, the points shown are the higher of 2016-17 or 2017-18. A list of the practices and specific indicators which have been adjusted is available from the main web page.

## Contents of the framework

The 2017/18 QOF can be thought of as containing three components, differing to previous years. These are Clinical Domain Active QOF, Clinical Domain Inactive QOF and Cluster Network Development Domain.

The agreed changes to the GMS Contract for 2017/18 reflects the intention to reduce unnecessary bureaucracy and place greater reliance on cluster based peer review of clinical indicators deemed to be embedded in clinical practice. As part of the agreed changes to QOF, five indicators have been removed [CVD PP 001W ; BP 001W; DEP 003W; HF 005W; COPD 008W ] and the 40 points associated with these indicators have been transferred to the cluster network domain.

The clinical domain for 2017/18 comprises two areas: active clinical QOF indicators and inactive clinical QOF indicators. Active clinical QOF will operate in the usual way with contractors achievement being calculated at the year end. Inactive clinical QOF are those indicators which contractor's performance will not be measured for payment. Instead payment will be made to contractors at the same points as 2016/17 achievement. As outlined in the cluster network domain, contractors will peer review inactive clinical QOF in order to gain assurance on standards. It is considered the clinical aspects of these indicators have limited value in managing a patient's condition or can be monitored through enhanced services (such as diabetes) or linked to wider national clinical audits such as Chronic Obstructive Pulmonary Disease.

Each domain consists of a set of measures of achievement, known as indicators, against which practices score points according to their level of achievement:

- **Clinical Domain Active QOF:** 32 indicators in 20 areas (Atrial Fibrillation, Coronary Heart Disease, Heart Failure, Hypertension, Stroke and Transient Ischaemic Attack, Diabetes Mellitus, Asthma, Chronic Obstructive Pulmonary Disease, Dementia, Mental Health, Cancer, Epilepsy, Learning Difficulties, Osteoporosis, Rheumatoid Arthritis, Palliative Care, Obesity, Cervical Screening, Influenza and Medicine Management. Indicators in the clinical domain (active QOF) are worth up to a maximum of 202 points.
- **Clinical Domain Inactive QOF:** 17 indicators in 8 areas (Diabetes Mellitus, Asthma, Chronic Obstructive Pulmonary Disease, Mental Health, Epilepsy, Rheumatoid Arthritis, Palliative Care and Smoking.). Indicators in the clinical domain (inactive QOF) are worth a maximum of 165 points.
- **Cluster Network Development Domain:** 5 indicators in 1 area worth up to a maximum of 200 points.

However, due to the impact of the relaxation of QOF in 2017-18, the format of this statistical release has been amended for this year and is as follows:

- recorded prevalence (patients on disease registers)
- total and domain level achievement: omitted as part of relaxation
- public health indicators: only influenza indicators reported on
- clinical indicators: omitted as part of relaxation
- medicine management indicators: omitted as part of relaxation
- QOF exceptions: omitted as part of relaxation
- local health board variations: prevalence only is reported on
- Cluster Network Development indicators: omitted as part of relaxation.

## Disease registers

An important feature of the QOF is the establishment of disease registers. These are lists of patients registered with the contractor who have been diagnosed with the disease or risk factor described in the register indicator. While it is recognised that these may not be completely accurate, it is the responsibility of the contractor to demonstrate that it has systems in place to maintain a high quality register. Verification may involve asking how the register is constructed and maintained. The LHB may compare the reported prevalence with the expected prevalence and ask contractors to explain any reasons for variations. For some indicators, there is no disease register, but instead there is a target population group. For example, for cervical screening the target population group is women who are aged 25 years or over and under the age of 65. Indicators in the clinical domain are arranged in terms of clinical areas. Most of these areas either relate to a register or to a target population group. Some areas in the clinical domain do not have a register indicator, or there may be more than one register to calculate the Adjusted Practice Disease Factor (APDF) for different indicators within the area. For all relevant disease areas, the registered population used to calculate the APDF are set out in the summary of indicators section. Indicators in the GP Cluster Network Development Domain have neither a disease register nor a target population. These are indicators which require a particular activity to be carried out and where the points available are awarded in full if it is carried out or not at all if it is not carried out.

## Prevalence

QOF registers are collected to reward contractors for good practice, and to encourage GPs to assess and monitor particular conditions. [Table 1](#) below shows reported disease prevalence information for the disease areas of the QOF since 2006-07. A full description of registers can be found in the [Notes](#).

Prevalence rates in [Table 1](#) have been defined as a percentage of patients on a practice list:

$$100 \times \frac{\text{Number of patients on disease register}}{\text{Number of patients registered with a practice in Wales}}$$

Prevalence rates for the seven age specific disease registers are underestimated when applied to the whole population as in previous years. Therefore an alternative calculation, based on an estimated age-specific list size, has been used to derive more precise prevalence rates this year:

$$100 \times \frac{\text{Number of patients on disease register}}{\text{Estimated number of patients registered with a practice in Wales, of a specific age}}$$

**Table 1: Reported disease prevalence rates**

Register	Percentage (%)											
	2006-07	2007-08	2008-09	2009-10	2010-11	2011-12	2012-13	2013-14	2014-15	2015-16	2016-17	2017-18
<b>Prevalence rate of all patients (a)</b>												
Asthma	6.5	6.4	6.6	6.7	6.7	6.9	7.0	6.9	7.1	6.9	7.0	7.1
Atrial Fibrillation	1.6	1.6	1.7	1.7	1.7	1.8	1.8	1.9	2.0	2.0	2.1	2.2
Cancer	0.9	1.1	1.3	1.5	1.7	1.9	2.1	2.2	2.4	2.6	2.8	3.0
Cardiovascular Disease (PP)	-	-	-	0.6	1.2	1.6	2.2	2.7	3.6	3.4	4.2	-
Chronic Obstructive Pulmonary Disease	1.9	1.9	2.0	2.0	2.0	2.1	2.1	2.2	2.2	2.2	2.3	2.3
Coronary Heart Disease	4.3	4.2	4.2	4.1	4.0	4.0	3.9	3.9	3.8	3.8	3.7	3.7
Dementia	0.4	0.4	0.5	0.5	0.5	0.5	0.6	0.6	0.6	0.6	0.7	0.7
Depression 01 (patients with diabetes and/or CHD)	7.6	7.7	7.8	7.9	8.1	8.2	8.3	-	-	-	-	-
Depression 0405 (new cases of depression) (c)	7.3	7.6	8.2	8.7	9.0	9.5	-	-	-	-	-	-
Depression 0607 (new cases of depression) (c)	-	-	-	-	-	-	4.5	-	-	-	-	-
Depression (new cases of depression) (d)	-	-	-	-	-	-	-	5.0	5.8	6.6	7.7	-
Heart Failure	1.0	0.9	0.9	0.9	0.9	0.9	0.9	1.0	1.0	1.0	1.0	1.0
Heart Failure (due to Left Ventricular Dysfunction) (g)	0.5	0.5	0.5	0.5	0.5	0.5	0.5	0.2	0.3	-	-	-
Hypertension	14.3	14.6	14.9	15.1	15.4	15.5	15.5	15.6	15.6	15.6	15.6	15.7
Hypothyroidism	3.1	3.3	3.4	3.5	3.6	3.7	3.8	3.9	-	-	-	-
Mental Health	0.7	0.7	0.8	0.8	0.8	0.8	0.9	0.9	0.9	0.9	0.9	1.0
Palliative Care	0.1	0.1	0.1	0.1	0.1	0.2	0.2	0.3	0.3	0.3	0.3	0.3
Peripheral Arterial Disease	-	-	-	-	-	-	0.7	0.7	-	-	-	-
Stroke and Ischaemic Attacks	2.0	2.0	2.0	2.0	2.1	2.1	2.0	2.0	2.0	2.0	2.1	2.1
Smoking register (patients with chronic conditions)	22.3	23.9	25.2	25.5	25.8	26.0	26.4	26.5	26.7	26.2	26.3	26.5
Smoking status register (patients aged 15 or over with recorded smoking status) (m)	-	-	-	-	-	-	83.7	83.7	83.7	83.7	83.7	83.6
<b>Age-specific prevalence rates for specific disease registers (l)</b>												
Chronic Kidney Disease (b)	2.9	3.6	3.9	4.2	4.3	4.3	4.5	4.6	-	-	-	-
Diabetes Mellitus (e)	5.3	5.5	5.7	6.0	6.3	6.5	6.7	6.9	7.1	7.3	7.3	7.4
Epilepsy (f)	0.9	0.9	0.9	0.9	0.9	0.9	0.9	0.9	0.9	0.9	0.9	1.0
Learning Disabilities (h)	0.4	0.4	0.4	0.5	0.5	0.5	0.5	0.5	-	-	-	-
Obesity (i)	11.9	11.7	11.8	12.4	12.7	12.7	12.6	12.5	11.6	11.4	11.7	11.8
Osteoporosis (j)	-	-	-	-	-	-	0.2	0.4	0.5	0.6	0.6	0.6
Rheumatoid arthritis (k)	-	-	-	-	-	-	-	0.8	0.8	0.8	0.8	0.8

Source: CM Web

**NOTES:**

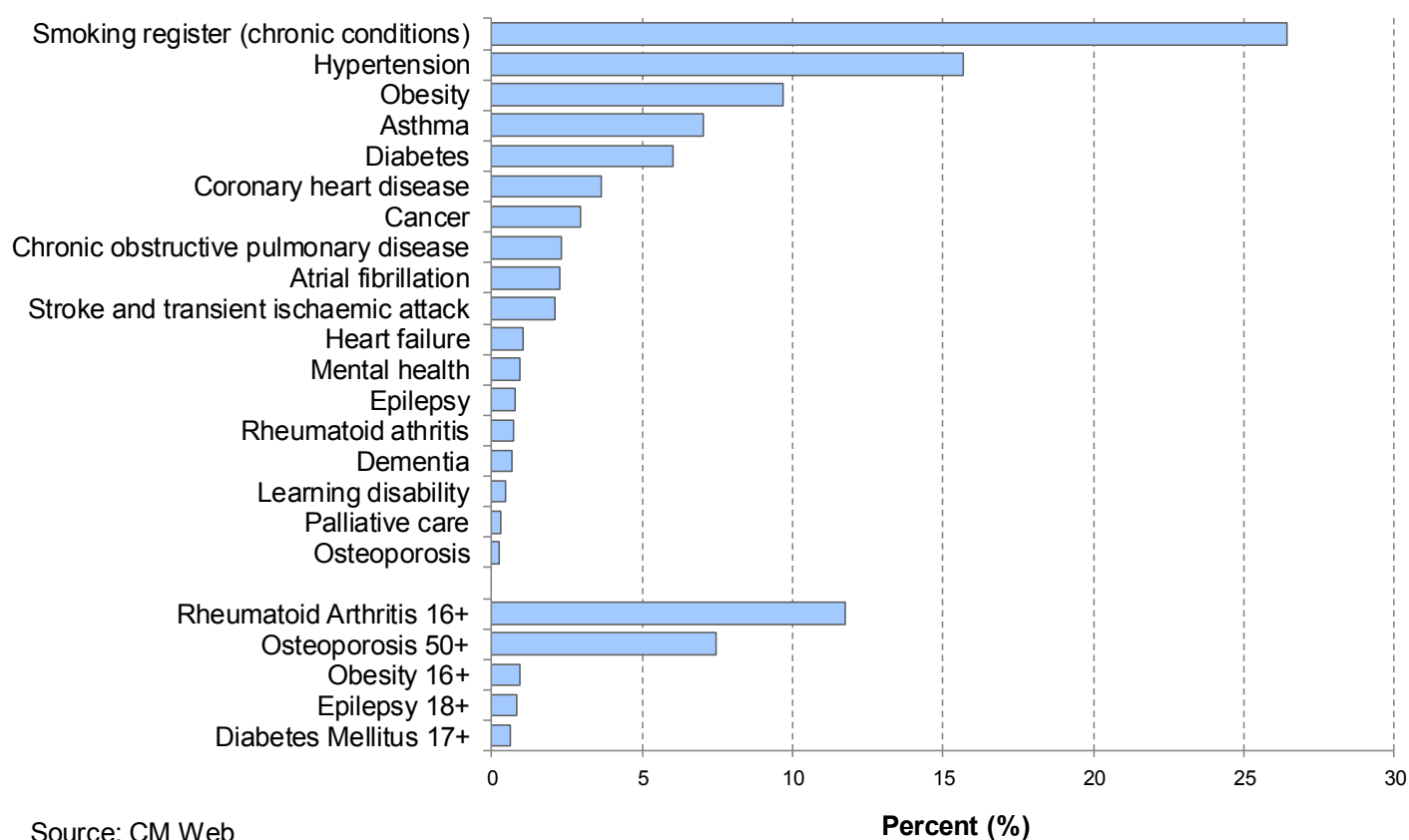
- (a) The denominator relates to the total number of patients registered with a practice in Wales, with no restriction for age.
- (b) Chronic Kidney Disease register only includes patients aged 18 years and over. This register was retired in 2014-15.
- (c) The Depression0405 register includes patients diagnosed with depression ever. The Depression0607 register includes patients diagnosed with depression in the preceding 1 April to 31 March.
- (d) The Depression register for 2013-14 includes patients aged 18 and over diagnosed with depression in the preceding 1 April to 31 March.
- (e) Diabetes register only includes patients aged 17 and over.
- (f) Epilepsy register only includes patients aged 18 years and over.
- (g) HF LVD: Note that the rules for patients being recorded on this register changed substantially between 2012-13 and 2013-14.
- (h) The Learning Disability register includes patients of all ages in 2014-15. Prior to 2014-15, the register only included patients aged 18 years and over.
- (i) Obesity register only includes patients aged 16 and over.
- (j) Osteoporosis register only includes patients aged 50 and over.
- (k) Rheumatoid Arthritis only includes patients aged 16 and over.
- (l) These registers are age-specific (see [notes](#))
- (m) Patients aged 15 and over whose notes recorded smoking status in the preceding 27 months.
- - - No data exists for this time period.



From 2006-07 the hypertension register has recorded the largest number of all patients on a single disease register; in 2017-18 506,000 people - or 15.7% of all patients - were on the register. Other large registers of chronic conditions include 194,700 patients aged 17 or over with diabetes, 227,900 patients of any age with asthma, over 118,100 patients of any age with coronary heart disease and more than 73,900 with chronic obstructive pulmonary disease (COPD).

QOF also provides some key public health registers: nearly 312,400 people aged 16 or over with a BMI of 30 or over were recorded on the Obesity disease register. Note that the National Survey shows considerably higher rates of obesity than QOF for Wales. This may be because obesity is often only picked up by GPs when patients visit the doctor, which is more common amongst older people. Other public health registers recorded whether patients aged 50 and over had their blood pressure checked at some point during the last 5 years, and whether patients aged 15 and over were recorded as smokers or non smokers.

**Chart 1: Reported prevalence rates of all patients, and of age-specific patients, 2017-18(a)**



Source: CM Web

(a) See notes under [Table 1](#)

New registers should be treated with caution in the first few years of reporting as they are still being established and validated. In 2012-13 there were two new registers, osteoporosis and peripheral arterial disease (PAD), and in 2013-14 there was one new register, rheumatoid arthritis. An influenza domain (FLU) was introduced in 2015-16.

The chronic kidney disease, hypothyroidism and peripheral arterial disease registers were retired in 2014-15. The heart failure (due to left ventricular dysfunction) register was retired in 2015-16.

The QOF data does not provide information on co-morbidities and some patients may be recorded on more than one register. Some of the long-standing registers levelled out after the first few years of QOF.

The numbers of patients recorded on other registers such as diabetes and cancer continues to rise, year on year, which can be seen on [StatsWales](#):

## Dementia register

Estimates of the numbers of people with dementia in Wales have been made using prevalence rates published in a Lancet paper from the CFAS (Cognitive Function and Ageing Study) II study. The number of people diagnosed with dementia are those on the QOF dementia disease register. The difference between this and the number of those estimated to have dementia using the prevalence rates from the CFAS II study can be thought of as those who potentially have the disease but remain undiagnosed. CFAS II rates use a different methodology to the 2014-15 statistical release, where estimates were made for a different age group (adults aged 30 or over), and utilised prevalence rates from the Dementia UK report published by the Alzheimer's Society in 2007. NHS England has also changed its methodology to use the CFAS II rates. For more information see [Notes](#).

Although the dementia disease register includes patients of all ages, in practice the majority are aged 65 or over. Audit+ data for Welsh practices shows that the proportion of patients on dementia registers who are aged under 65 is around 3%; the register figures in [Table 2](#) and [Chart 2](#) have been reduced by this amount so that numbers diagnosed and with dementia both relate to those aged 65 or over.

**Table 2: Number of people diagnosed and estimated number undiagnosed with dementia, 2017-18**

Health Board	Number diagnosed (QOF)	Males: with dementia (CFAS II)	Females: with dementia (CFAS II)	Persons: with dementia (CFAS II)	Number undiagnosed (QOF/CFAS II - QOF)	% diagnosed (QOF/CFAS II)
Betsi Cadwaladr University	5,092	3,653	6,269	9,922	4,831	51.3%
Powys Teaching	1,023	830	1,409	2,239	1,216	45.7%
Hywel Dda University	2,685	2,174	3,633	5,807	3,122	46.2%
Abertawe Bro Morgannwg University	3,768	2,344	4,201	6,545	2,777	57.6%
Cwm Taf University	1,629	1,232	2,113	3,345	1,716	48.7%
Aneurin Bevan University	3,883	2,603	4,488	7,090	3,208	54.8%
Cardiff & Vale University	3,158	1,715	3,330	5,045	1,887	62.6%
<b>Wales</b>	<b>21,238</b>	<b>14,551</b>	<b>25,444</b>	<b>39,995</b>	<b>18,757</b>	<b>53.1%</b>

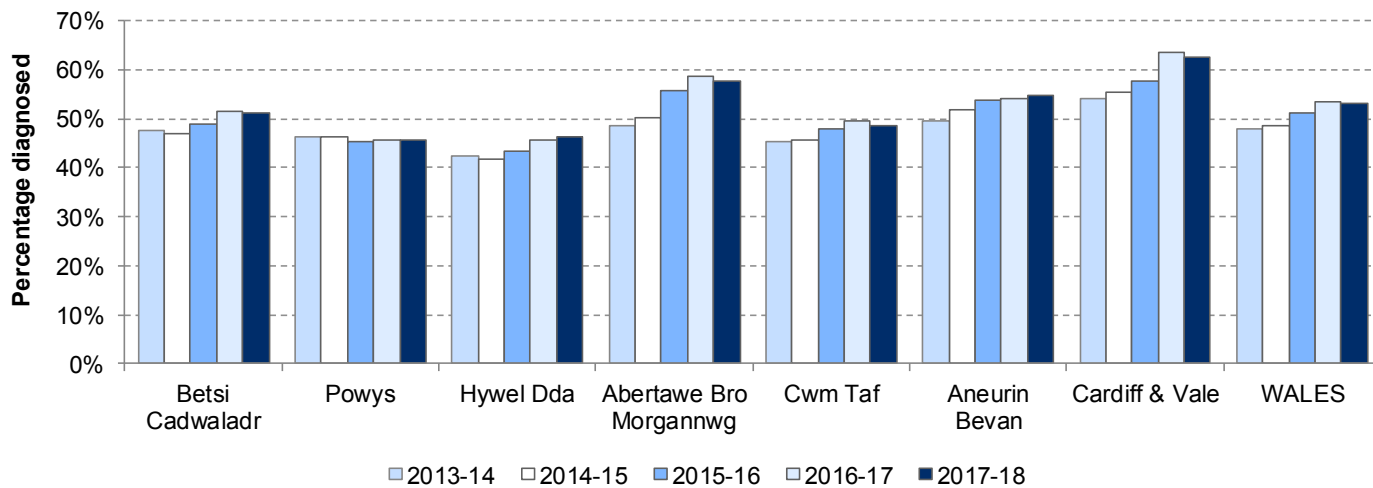
Source: QOF data, CFAS II study prevalences, ONS mid year estimates

Note: People aged 65 or over (Number diagnosed reduced by 3% to exclude under 65 year olds)

**Table 2** shows the estimated proportion of patients diagnosed with dementia (i.e. on the QOF register) as a percentage of the resident population aged 65 or over who are calculated to have dementia according to the CFAS II study. In 2017-18, 53.1% of those estimated to have dementia by CFAS II in Wales had been diagnosed with dementia through QOF. Cardiff & Vale had the highest diagnosis rate of 62.6% whilst Powys had the lowest (45.7%).

Using the Lancet paper prevalence rates for dementia, it is estimated that in 2017-18 there were 39,995 people aged 65 or over in Wales who had dementia, an increase from 39,385 in 2016-17. In 2017-18 it was estimated that 21,238 people aged 65 or over were recorded on GP registers for dementia, and approximately 18,757 people aged 65 or over with dementia remained undiagnosed.

**Chart 2: Estimated percentage of the population in Wales aged 65 years or over, with dementia, who are diagnosed (QOF register), by health board and year (a)**

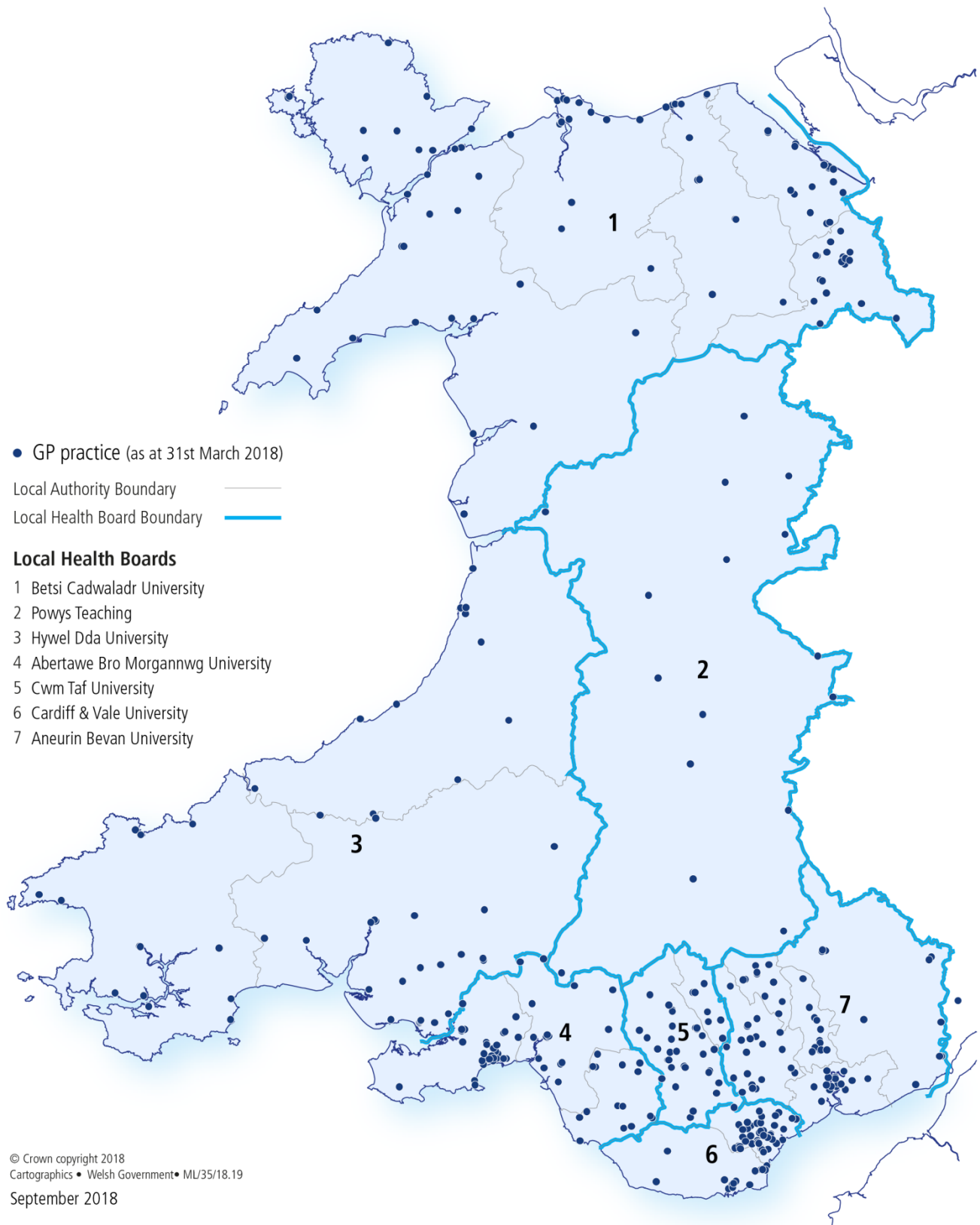


Source: CM Web

(a) People aged 65 or over (dementia register reduced by 3% to exclude under 65 year olds)

# WALES

## LOCATIONS OF GP PRACTICES, 2017-18



## Total and domain level achievement

Of the 567 total QOF points, GP practices were able to opt out of the majority of the total points. The only elements of QOF which practices were not able to opt out of during the period to 31 March 2018 were the two influenza indicators worth 20 points. Map 1 shows the location of GP practices in 2017-18.

### Influenza (flu) (Clinical Domain Active QOF)

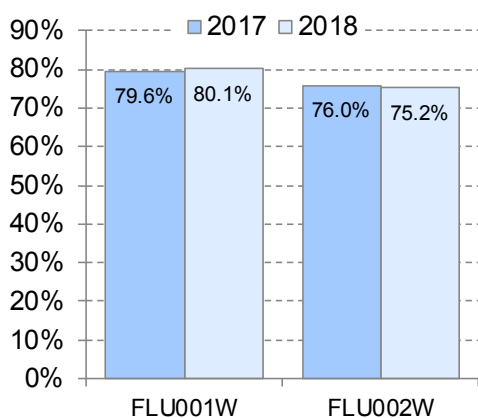
In 2015-16 there was a new flu register. These replaced indicators previously recorded separately in chronic condition registers and combined them to report on two indicators.

Flu is highly infectious, spreads easily and can cause serious illness. Influenza vaccination is recommended for all persons aged 65 or over or who have CHD, COPD, Diabetes or stroke.

Description	Indicator
FLU001W. The percentage of the registered population <u>aged 65 years or more</u> who have had influenza immunisation in the preceding 1 August to 31 March.	FLU001W

Description	Indicator
FLU002W. The percentage of the patients <u>aged under 65 years</u> included in (any of) the registers for CHD, COPD, Diabetes or Stroke who have had influenza immunisation in the preceding 1 August to 31 March.	FLU002W

### Chart 3: Percentage of the registered population (a) who have had influenza immunisation in the preceding 1 August to 31 March (b)



In 2017-18 around 449,700 patients (80.1%) of the registered population aged 65 and over had received an influenza immunisation in the preceding 1 August to 31 March, a slight increase on the 79.6% in 2016-17 (FLU001W).

75.2% of patients aged under 65 years included in (any of) the registers for CHD, COPD, Diabetes or Stroke had influenza immunisation in the preceding 1 August to 31 March, down from 76.0% in 2016-17 (FLU002W).

(a) see Indicator description

(b) Prior to 2015, the indicators were measured in the separate chronic disease registers

## Health Board variations

### Prevalence – Health Boards

Table 3 shows the percentages of patients recorded on the disease registers in 2017-18 by local health board. Variation in prevalence rates would be expected given that ill health, age structures, and the proportion of elderly people, will differ between health boards. The location of some services such as care homes will also have an effect.

**Table 3: Reported disease prevalence rates, by Local Health Board, 2017-18**

	<i>Percentage (%)</i>							
	Betsi		Hywel	Abertawe		Cardiff	Aneurin	
	Cadwaladr	Powys	Dda	Bro Morgannwg	Cwm Taf	& Vale	Bevan	Wales
<b>Prevalence rate of all patients (a)</b>								
Asthma	7.2	7.1	6.9	7.4	7.1	6.7	6.9	7.1
Atrial fibrillation	2.4	2.7	2.8	2.3	2.2	1.7	2.1	2.2
Cancer	3.3	3.5	3.4	2.9	2.7	2.5	2.8	3.0
Chronic obstructive pulmonary disease	2.6	2.3	2.3	2.2	2.8	1.6	2.2	2.3
Coronary heart disease	3.9	4.0	4.1	3.8	3.7	2.7	3.7	3.7
Dementia	0.7	0.8	0.7	0.7	0.6	0.6	0.7	0.7
Heart failure	1.1	1.2	1.2	1.1	0.9	0.8	1.0	1.0
Hypertension	16.6	17.4	16.6	15.3	16.8	12.4	16.1	15.7
Learning disability [e]	0.5	0.4	0.5	0.5	0.5	0.4	0.5	0.5
Mental health	0.9	1.0	0.9	1.1	0.9	0.9	0.9	1.0
Palliative care	0.3	0.5	0.4	0.2	0.2	0.2	0.4	0.3
Stroke and transient ischaemic attack	2.1	2.6	2.3	2.3	2.0	1.7	2.0	2.1
Smoking register (chronic conditions)	27.6	28.4	27.8	26.8	27.3	22.1	26.7	26.5
Smoking status register (patients aged 15 and over) [i]	83.7	85.4	84.7	83.8	82.9	83.0	83.1	83.6
<b>Age-specific prevalence rates for specific disease registers [j]</b>								
Diabetes mellitus [c]	7.3	7.6	7.8	7.6	7.9	6.1	8.0	7.4
Epilepsy [d]	0.9	0.8	1.0	1.0	1.1	0.8	1.0	1.0
Obesity [f]	10.2	11.7	11.6	12.1	15.1	9.5	13.6	11.8
Osteoporosis [g]	0.7	0.7	0.6	0.7	0.4	0.7	0.6	0.6
Rheumatoid arthritis [h]	0.9	1.1	1.1	0.8	0.9	0.6	0.9	0.8

Source: CM Web

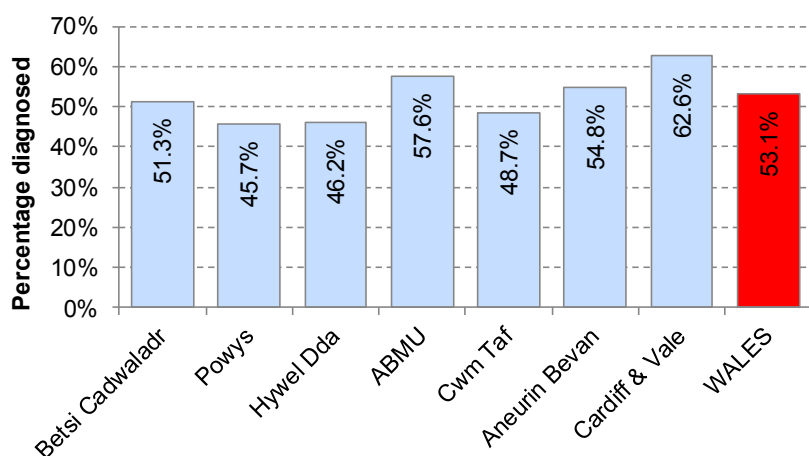
#### NOTES:

- (a) The denominator relates to the total number of patients registered with a practice in Wales, with no restriction for age.  
 (b) The depression register for 2013-14 onwards includes patients aged 18 and over diagnosed with depression in the preceding 1 April to 31 March.  
 (c) The diabetes register only includes patients aged 17 and over.  
 (d) The epilepsy register only includes patients aged 18 years and over.  
 (e) The learning disability register includes patients of all ages in 2014-15. Prior to 2014-15, the register only included patients aged 18 years and over.  
 (f) The obesity register only includes patients aged 16 and over.  
 (g) The osteoporosis register only includes patients aged 50 and over.  
 (h) The rheumatoid arthritis register only includes patients aged 16 and over.  
 (i) Patients aged 15 and over whose notes recorded smoking status in the preceding 27 months.  
 (j) These registers are age-specific (see [notes](#)).  
 ‘-’ No data exists for this time period.

The highest prevalence rate in relation to the hypertension register was recorded for Powys (17.4%); Abertawe Bro Morgannwg (7.4%) for the asthma register, and Cwm Taf (15.1%) for the obesity register.

For further information, refer to the ‘Data summary for Wales and local health boards, 2017-18’ spreadsheet on the [General medical services contract: Quality and outcomes framework webpage](#).

**Chart 4: Estimated percentage of the population in Wales, aged 65 years or over with dementia, who are diagnosed (QOF register), by health board, 2017-18**

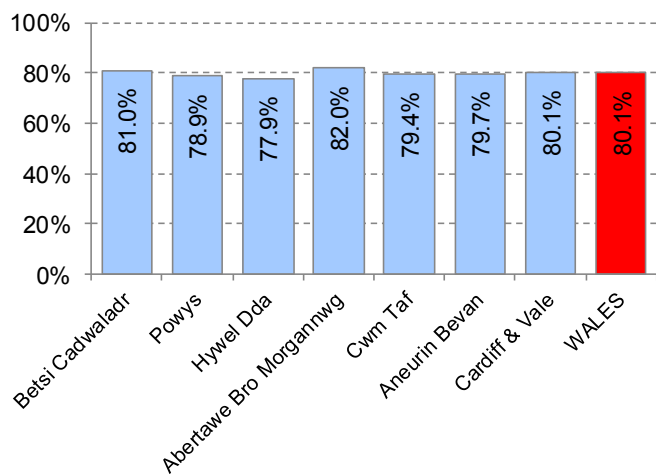


Source: CM Web

Chart 4 estimates patients diagnosed with dementia (i.e. on the QOF register) as a percentage of the resident population aged 65 or over who are calculated to have dementia (through CFAS II). It shows that in 2017-18, Cardiff & Vale had the highest diagnoses rate of 62.6% whilst Powys had the lowest (45.7%).

The sections on domain achievement by health board included in previous editions of this release have been omitted this year due to the impact of QOF relaxation.

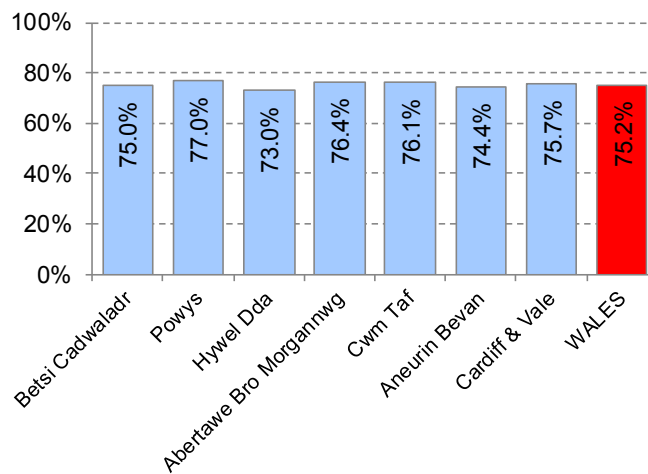
**Chart 5: Percentage of the registered population aged 65 years or more who have had influenza immunisation in the preceding 1 August 2017 to 31 March 2018.**



Source: CM Web

Across Wales, 80.1% of the population aged 65 and over and registered with a GP, had received influenza immunisation in the previous year; this ranged from 77.9% in Hywel Dda to 82.0% in Abertawe Bro Morgannwg.

**Chart 6: Percentage of patients aged under 65 years included in (any of) the registers for CHD, COPD, Diabetes or Stroke who have had influenza immunisation in the preceding 1 August 2017 to 31 March 2018**



Source: CM Web

Across Wales, 75.2% of the population aged under 65 and who were included in (any of) the registers for CHD, COPD, diabetes or stroke and registered with a GP, had received influenza immunisation in the previous year; this ranged from 73.0% in Hywel Dda to 77.0% in Powys.

## Cluster Network Development Domain

A GP cluster network is defined as a cluster or group of GP practices within the local health board's area of operation.

In 2014-15 the QOF Quality and Productivity domain was replaced with a new GP Cluster Network Development Domain. The number of points available in the Cluster Network Domain has increased from 160 points at 2016/17 to 200 points at 2017/18. The additional 40 points has been made available through the points transferred from the retired clinical indicators. This domain forms part of a three year development programme to support practices to work collaboratively within Cluster Networks, of which this is the third year. The aim of this work is to improve the coordination of care, improve the integration of health and social care and improve collaborative working with local communities and networks to reduce inequalities in health. GP practices are required to agree Practice Development Plans and Cluster Network Action Plans, producing a Cluster Network Annual Report to summarise this work.

Practices also review patient care in three National Clinical Priority areas covering the early detection of cancer, end of life care and prescribing for frail, elderly patients. These are complex areas of practice and the learning within practices and in Cluster Networks will inform service improvement actions. As part of the new GP Cluster Network Development Domain, practices are also required to complete the Clinical Governance Practice Self Assessment tool (GGPSAT) which supports practices to reflect and assess the governance systems they have in place in order to facilitate safe and effective clinical practice.

Indicators in the GP Cluster Network Development Domain have neither a disease register nor a target population. These are indicators which require a particular activity to be carried out and where the points available are awarded in full if it is carried out or not at all if it is not carried out.

The number of points available in the Cluster Network Domain has increased from 160 points at 2016/17 to 200 points at 2017/18. The additional 40 points has been made available through the points transferred from the retired clinical indicators.

CND 002W (Cluster Network Action Plan) and CND 003W (Implementation and Delivery of the Cluster Network Action Plan) totalling 50 points has been replaced with CND 009W (Develop a Three Year Cluster Network Action Plan and Monitor Cluster Network Activity) totalling 70 points.

CND 005W (Clinical Governance) totalling 30 points has been replaced with CND 011W (Quality Assurance – Clinical and Information Governance and Peer Review of Inactive QOF indicators) totalling 50 points.

The General Practice National Priority Areas CND 006W cancer care pathways , CND 007W improving end of life care and CND 008W minimising the harms of polypharmacy, totalling 45 points have been replaced with CND 012W clinical priority pathway areas, totalling 45 points.

CND001W. The contractor reviews and updates the previous year Practice Development Plan to assist practice analyses and planning and to inform discussions at cluster network meetings with consideration given to three year business planning. The contractor completes the risk matrix element of the GP Sustainability Assessment Framework. The outcomes (minus financial information) to be shared with the cluster network to inform cluster sustainability planning. Health Board's are expected to make available to practices the pre- populated GP Sustainability Assessment Framework risk matrix by 31 May 2017. The three year Practice Development Plan and the completed GP Sustainability Assessment Framework (minus



financial information) to be completed and shared with the local health board by 30 June 2017.

CND009W. The contractor reviews and updates the previous year Cluster Network Action Plan giving due consideration to local population needs and service development for the population served by cluster network for the next three years. Practice Development Plans and the GP Sustainability Assessment Framework will inform the development of a three year Cluster Network Action Plans.

The three year Cluster Network Action Plan will have a focus on:

- (a) Winter preparedness and emergency planning.
- (b) Access to services, including patient flows, models of GP access engagement with wider community stakeholders to improve capacity and patient communication.
- (c) Service development and liaising with secondary care leads as appropriate.
- (d) Review of quality assurance of Clinical Governance Practice Self Assessment Toolkit (CGSAT) and inactive QOF indicator peer review.

The development and implementation of the three year Cluster Network Action Plan is underpinned by attendance at four cluster network meetings. The cluster network meetings will be facilitated by the Local Health Board network lead or nominated person. This will ensure effective communication between the cluster network and the local health board and the alignment of the Cluster Network Action Plan with the local health board three year Integrated Medium Term Plan or annual plan as appropriate. The three year Cluster Network Action Plan to be agreed and shared with the local health board by 31 July 2017. The three year Cluster Network Action Plan is a dynamic plan and will be updated to reflect outcomes of each cluster meeting. The contractor will demonstrate to the local health board the work undertaken outside of cluster meetings to progress and implement the Cluster Network Action Plan.

CND010W. The contractor participates in one cluster network meeting to develop and agree a Cluster Network Annual Report and to be shared with the local health board by 31 March 2018. The Cluster Network Annual Report will include reference to outcomes of the review of quality assurance ; winter preparedness and emergency planning; access to services and service development

CND011W. The contractor updates the Clinical Governance Practice Self-Assessment Toolkit, completes the Information Governance Self Assessment Toolkit and utilises learning / outcomes from same in peer review at cluster meeting The contractor agrees to peer review the designated inactive QOF indicators within the practice at a designated cluster meeting mid way through year and at the end of the year. The outcome of the inactive QOF peer review to be completed and shared with the local health board by 31 March 2018. The contractor will include appropriate actions resulting from this analysis within the Practice Development Plan and will consider whether any issues need to be discussed at cluster network meetings.

CND 012W. The cluster network will discuss and agree to participate in three clinical priority pathway areas. Two of the clinical priority pathway areas must be chosen from the following basket of five clinical pathway areas (a) cancer (b) dementia (c) improved mental health and well being (d) COPD (e) liver disease.

One clinical priority pathway area will be agreed locally, in discussion with the cluster network. A quality improvement approach will be adopted, using data and small tests of change (PDSA cycles) where appropriate, to support clinicians and practices to enhance their care in these clinical priority pathway areas.

The contractor will, by the 31st March 2018:

- o Engage with the clinical priority work at a practice and cluster level.
- o Discuss any data provided to the practice or cluster.
- o Agree small steps of change to test out any new ways of working in the practice or cluster.
- o Share the results of small tests of change with peers in the cluster (whether positive or negative).

Each contractor should aim to apply three small tests of change for each pathway by 31st March 2018.

No data is presented for the Cluster Network Development indicators for 2017/18 as the Cluster Network Domain is part of the relaxation. The indicators in this domain are different to the previous year and full points are to be awarded for all CND indicators.

**Chart 7: Cluster atrial fibrillation prevalence rates, 2017-18**

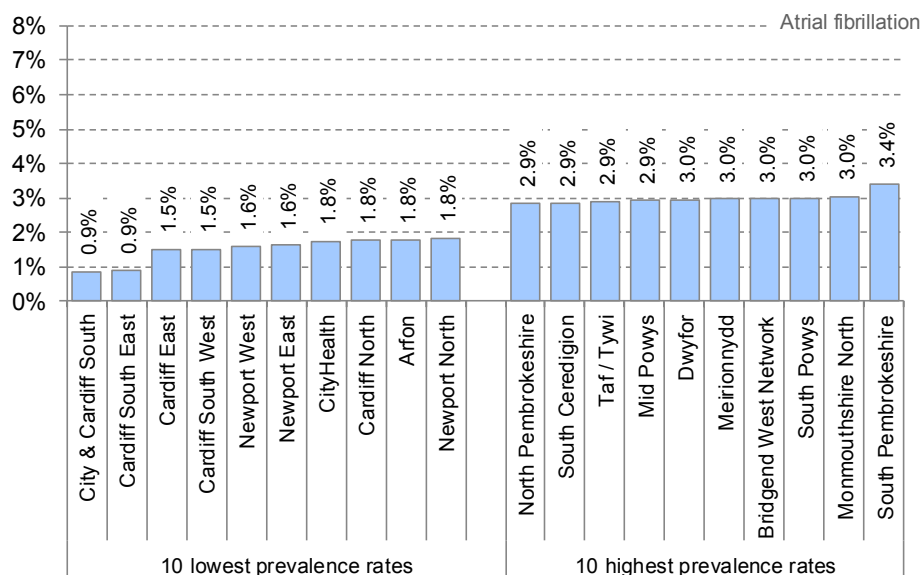


Chart 7 illustrates which clusters had the 10 highest and 10 lowest atrial fibrillation prevalence rates. The cluster with the highest prevalence rate was South Pembrokeshire at 3.4% and the clusters with the lowest prevalence rate were City and Cardiff South and Cardiff South East at 0.9%.

**Chart 8: Cluster palliative care prevalence rates, 2017-18**

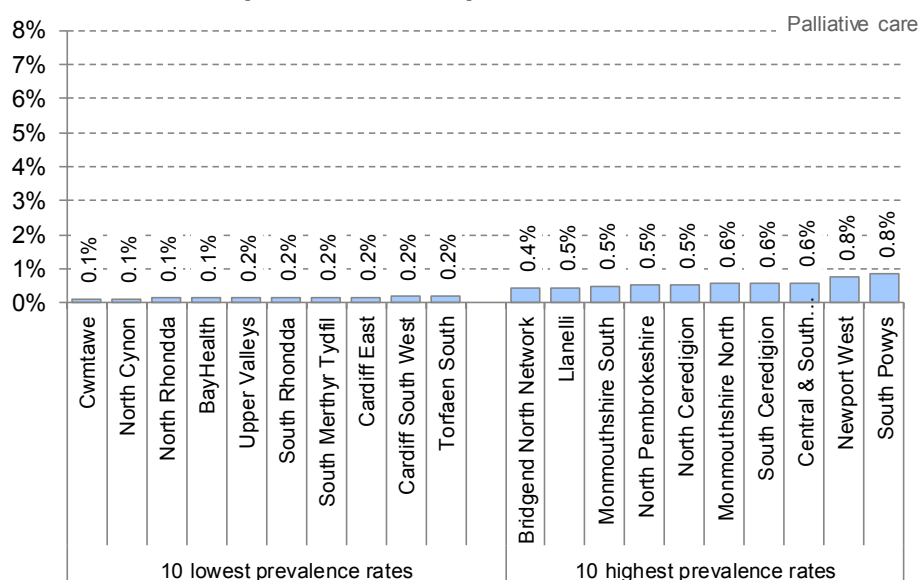


Chart 8 shows which clusters had the 10 highest and 10 lowest Palliative Care prevalence rates. Newport West and South Powys had the highest prevalence rates at 0.8% and Cwmtawe, North Cynon, North Rhondda and Bay Health had the lowest prevalence rate at 0.1%.

**Chart 9: Cluster mental health prevalence rates, 2017-18**

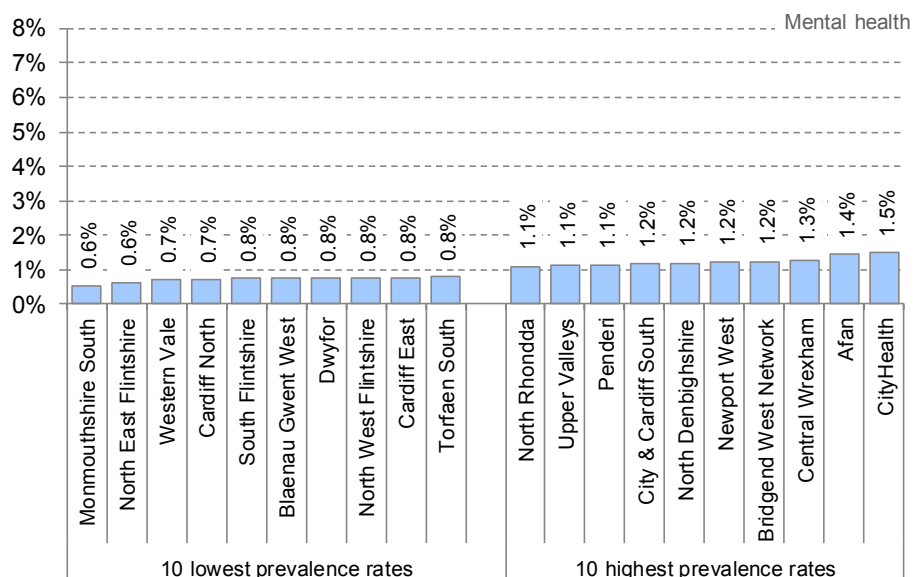


Chart 9 shows which clusters had the 10 highest and 10 lowest Mental Health prevalence rates. City Health had highest prevalence rate at 1.5% and Monmouthshire South and North East Flintshire had the lowest prevalence rate at 0.6%.

**Chart 10: Cluster diabetes mellitus prevalence rates, 2017-18**

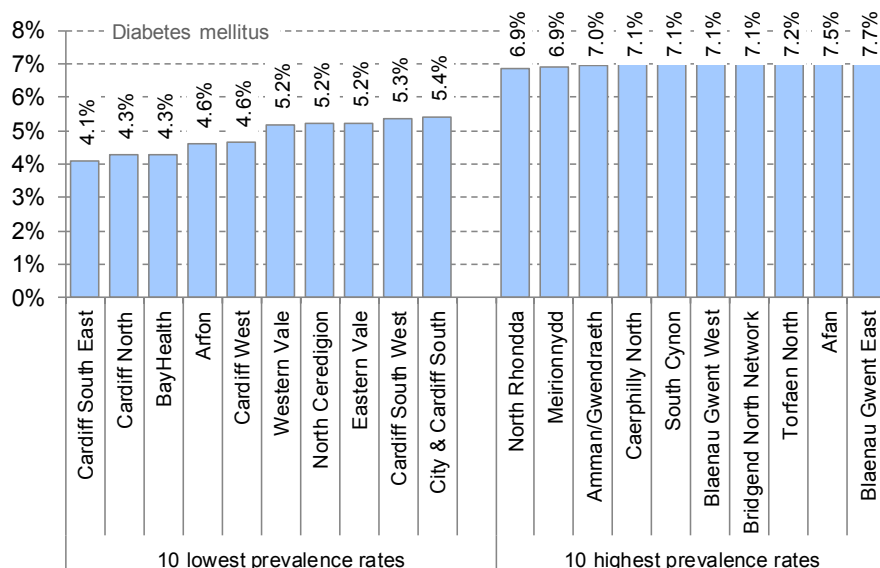


Chart 10 shows which clusters had the 10 highest and 10 lowest Diabetes Mellitus prevalence rates. Blaenau Gwent East had highest prevalence rate at 7.7% and Cardiff South East had the lowest prevalence rate at 4.1%.

**Chart 11: Cluster dementia prevalence rates, 2017-18**

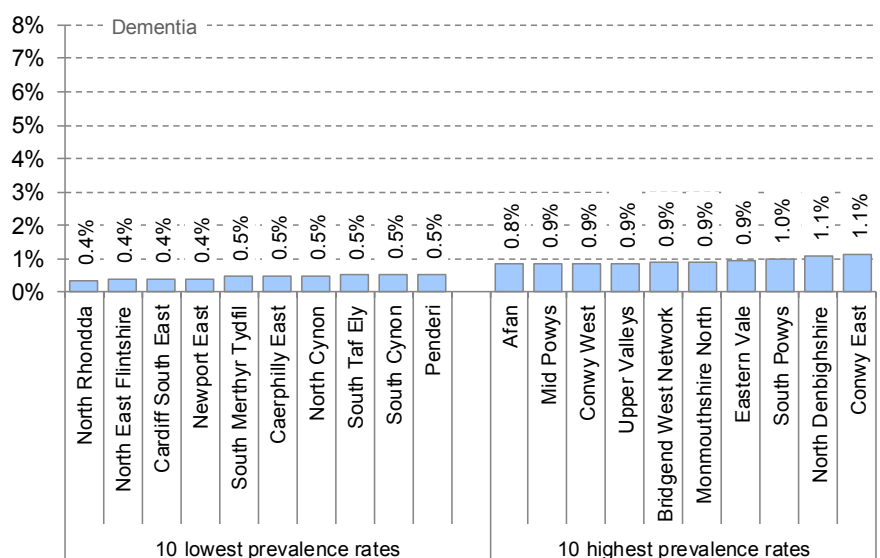


Chart 11 shows which clusters had the 10 highest and 10 lowest Dementia prevalence rates. Conwy East and North Denbighshire had highest prevalence rate at 1.1% and North Rhondda, North East Flintshire, Cardiff South East and Newport East had the lowest prevalence rate at 0.4%.

**Chart 12: Cluster chronic obstructive pulmonary disease (COPD) prevalence rates, 2017-18**

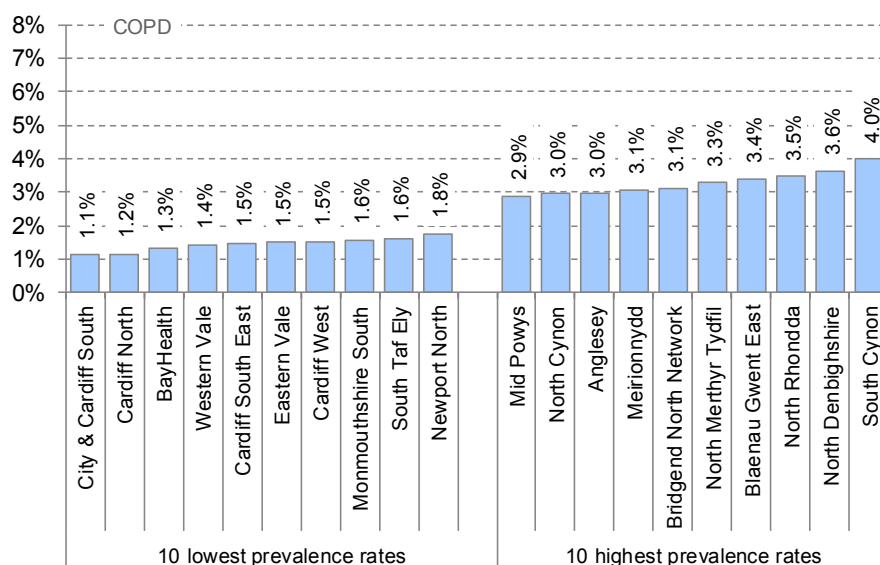


Chart 12 shows which clusters had the 10 highest and 10 lowest chronic obstructive pulmonary disease (COPD) prevalence rates. South Cynon had highest prevalence rate at 4.0% and City & Cardiff South had the lowest prevalence rate at 1.1%.

## Audit +

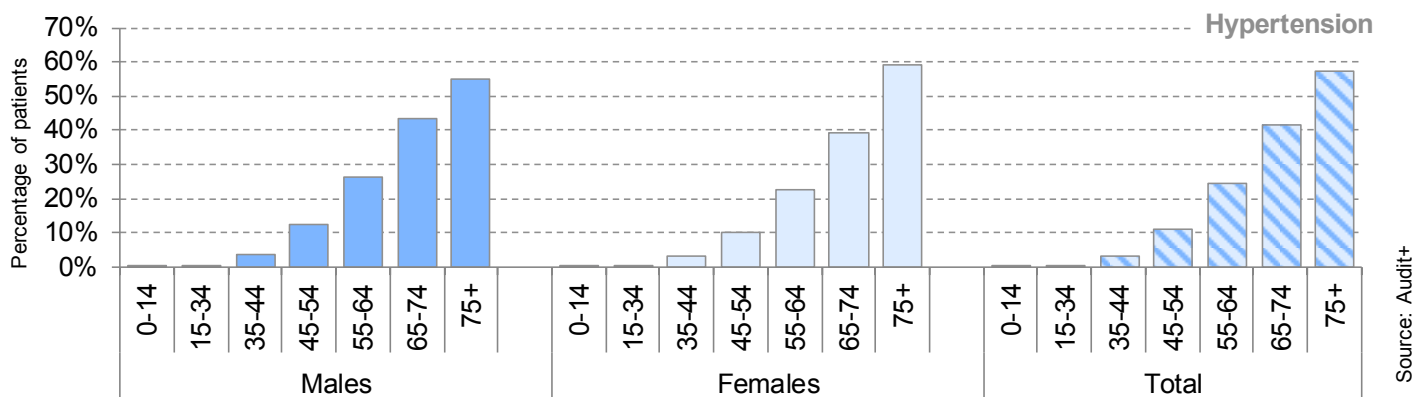
Audit+ is a centrally funded analysis tool which is available to GP practices in Wales. Audit+ is non-mandatory which enables a GP practice to choose whether or not to use this analysis tool.

The disease prevalence charts display the age-specific prevalence for each disease area, that is, the percentage of patients in each age group who are recorded on each disease register in Audit+. The data is at 31 March 2018 and is from 423 practices, two practices were unable to return data for 2017-18.

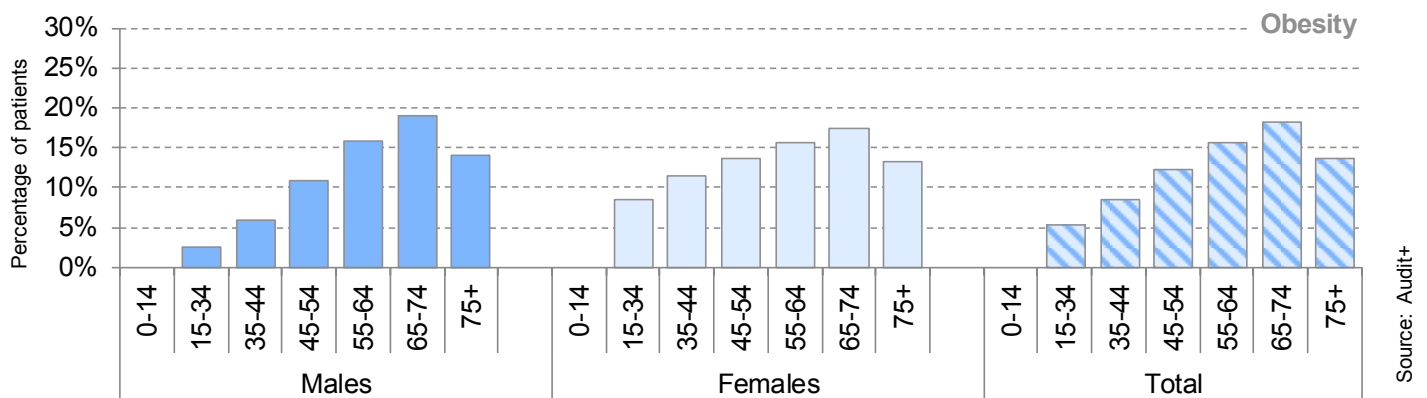
### NOTE:

- the scale on charts 13 to 30 is not the same on all charts.
- patients with gender not known/recorded are included in the total section of the charts.

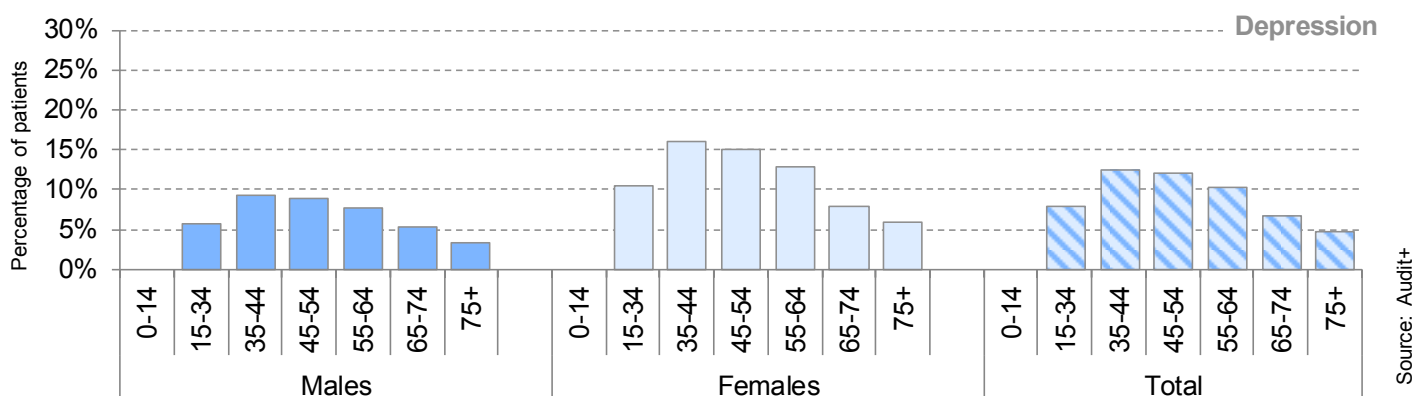
**Chart 13: Percentage of patients on the hypertension register, by gender and age group, 2017-18**



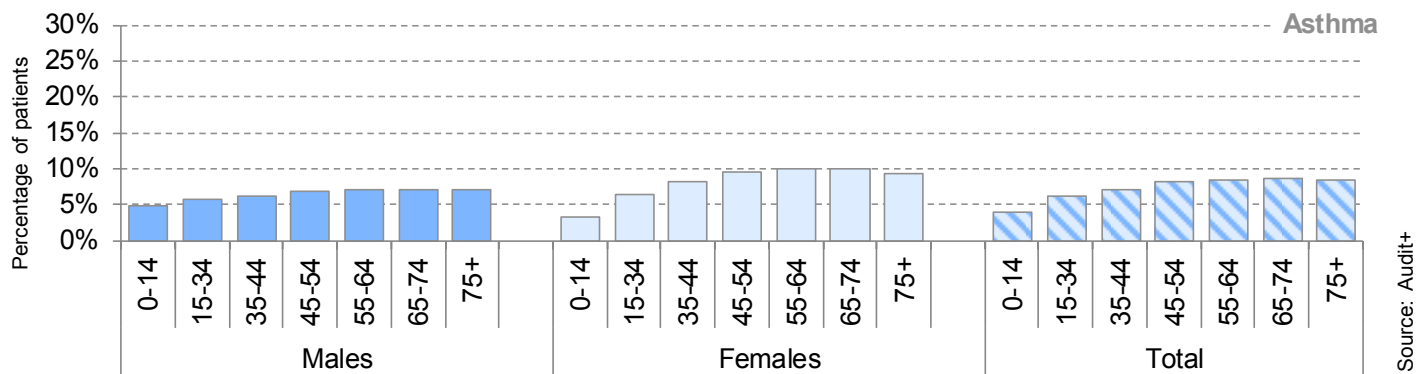
**Chart 14: Percentage of patients on the obesity register, by gender and age group, 2017-18**



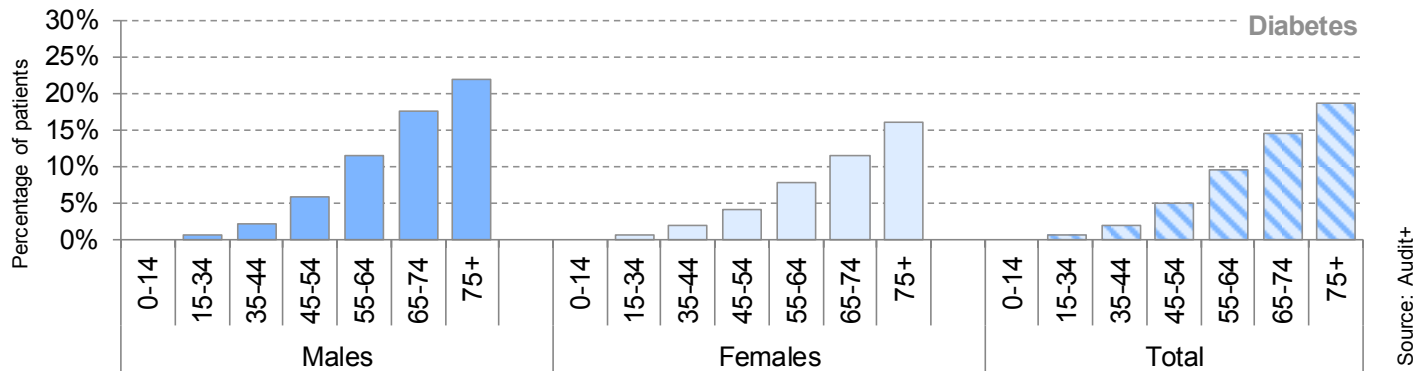
**Chart 15: Percentage of patients on the depression register, by gender and age group, 2017-18**



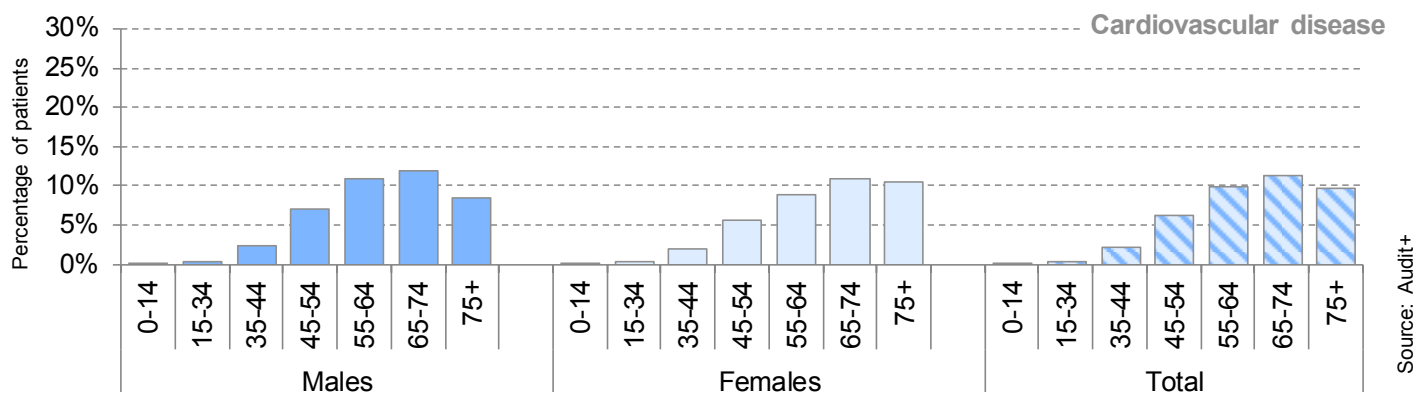
**Chart 16: Percentage of patients on the asthma register, by gender and age group, 2017-18**



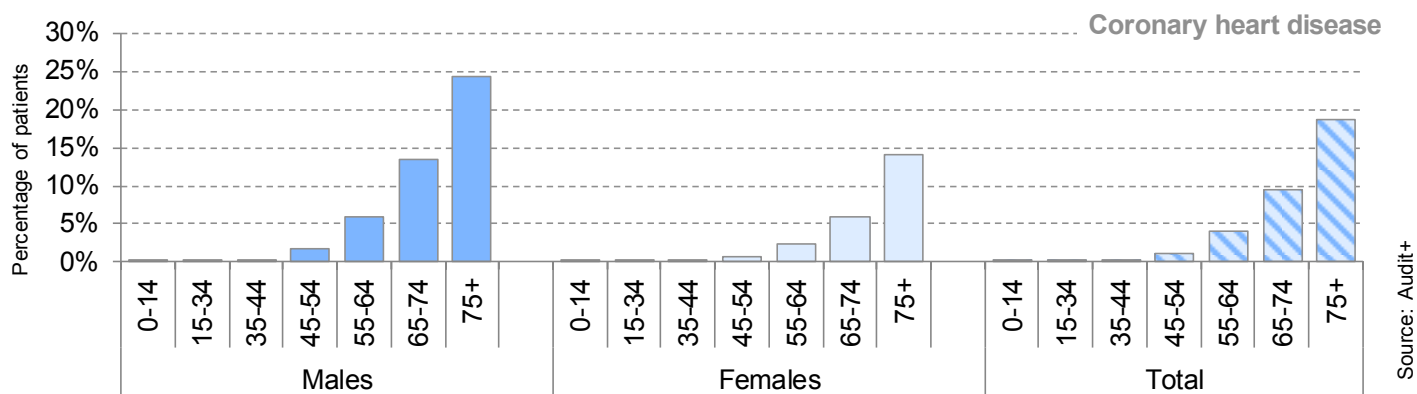
**Chart 17: Percentage of patients on the diabetes register, by gender and age group, 2017-18**



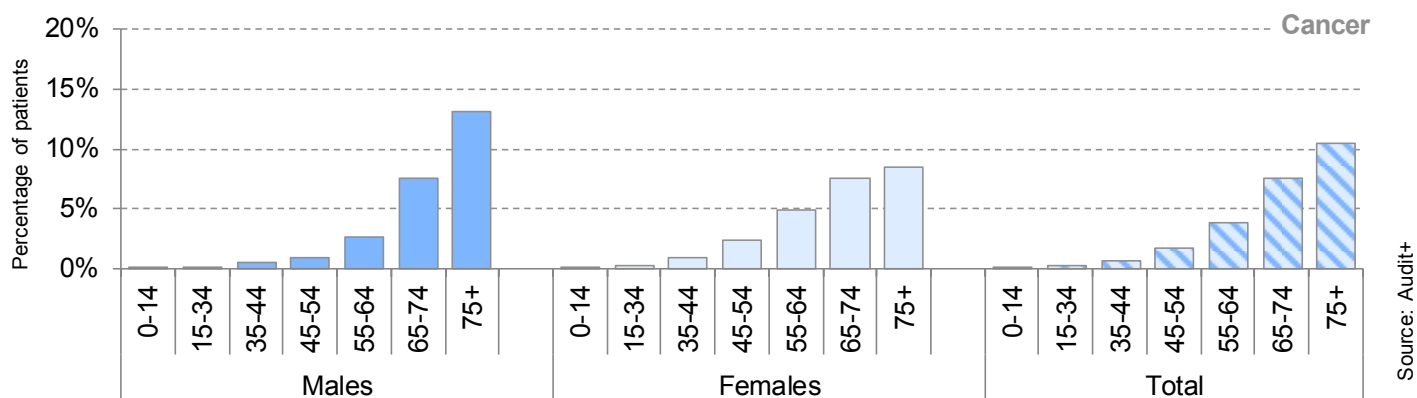
**Chart 18: Percentage of patients on the cardiovascular disease register, by gender and age group, 2017-18**



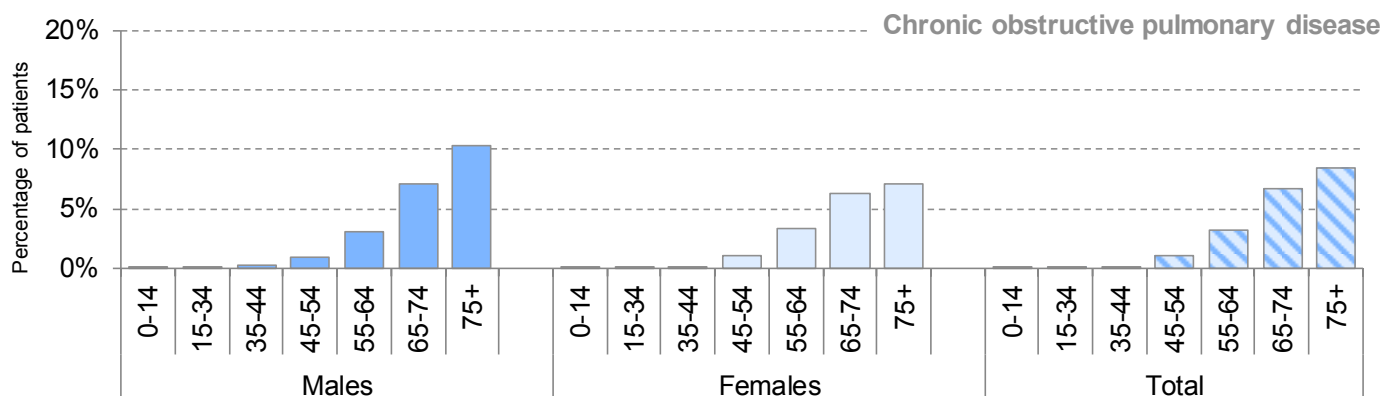
**Chart 19: Percentage of patients on the coronary heart register, by gender and age group, 2017-18**



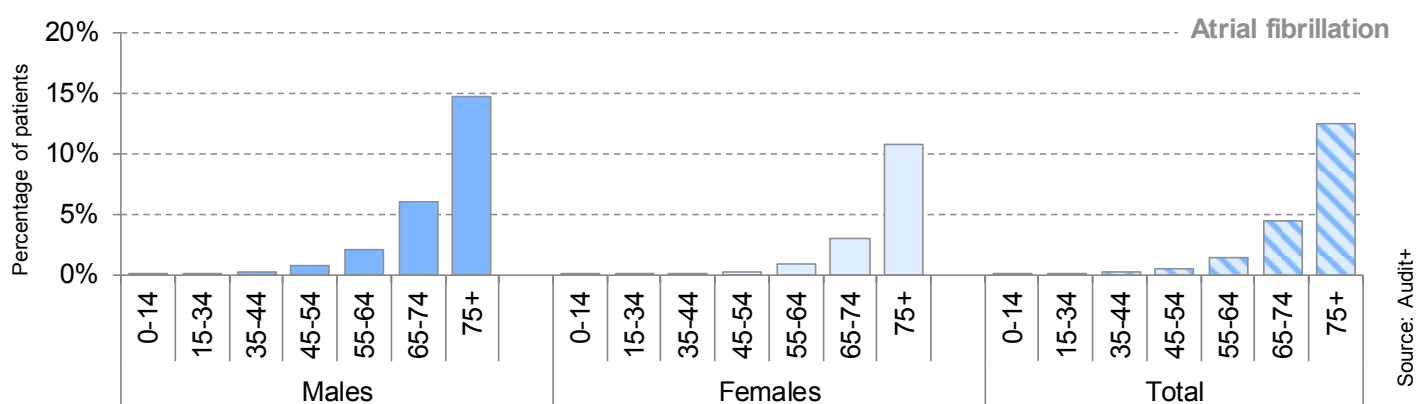
**Chart 20: Percentage of patients on the cancer register, by gender and age group, 2017-18**



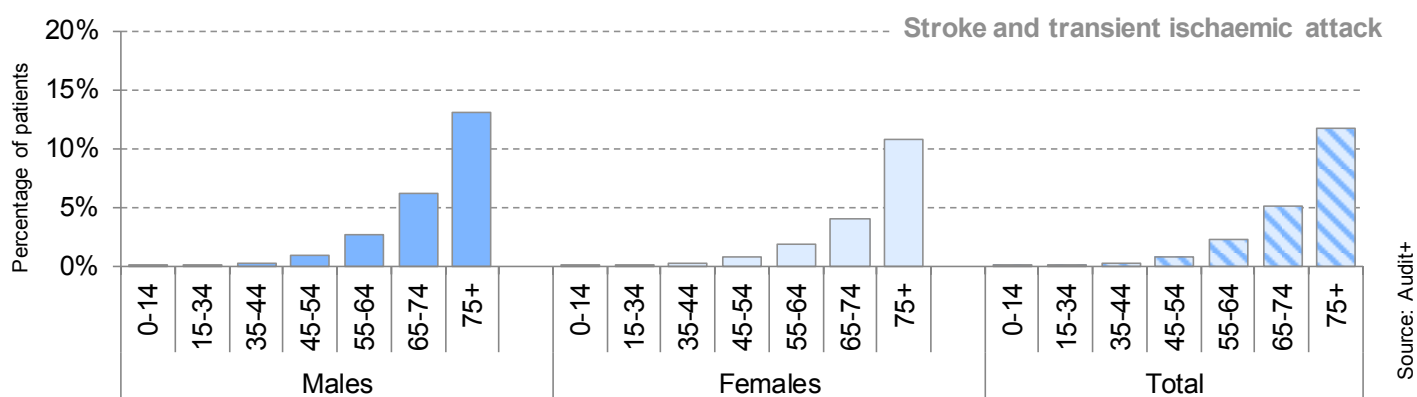
**Chart 21: Percentage of patients on the COPD register, by gender and age group, 2017-18**



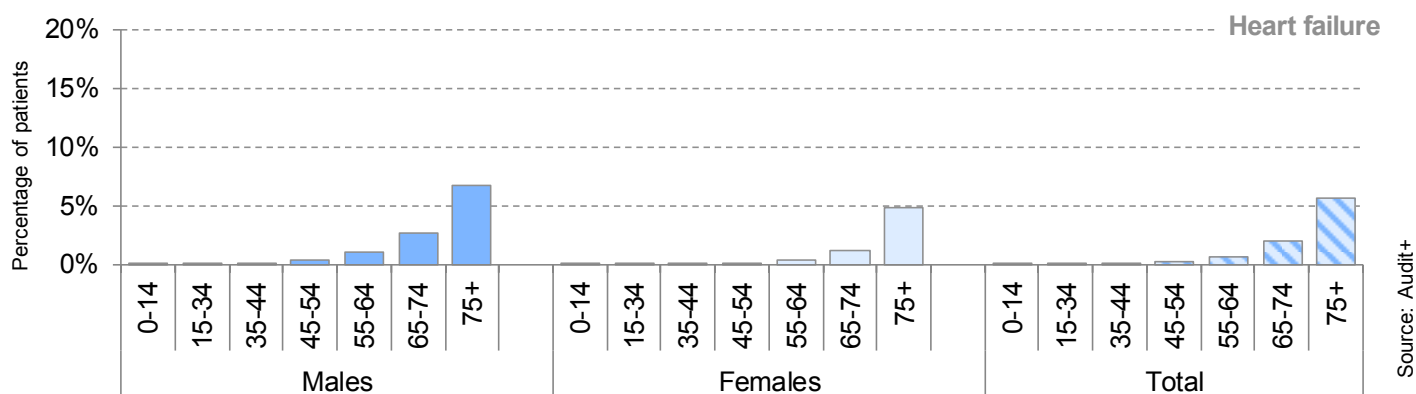
**Chart 22: Percentage of patients on the atrial fibrillation register, by gender and age group, 2017-18**



**Chart 23: Percentage of patients on the stroke and transient ischaemic attack (TIA) register, by gender and age group, 2017-18**

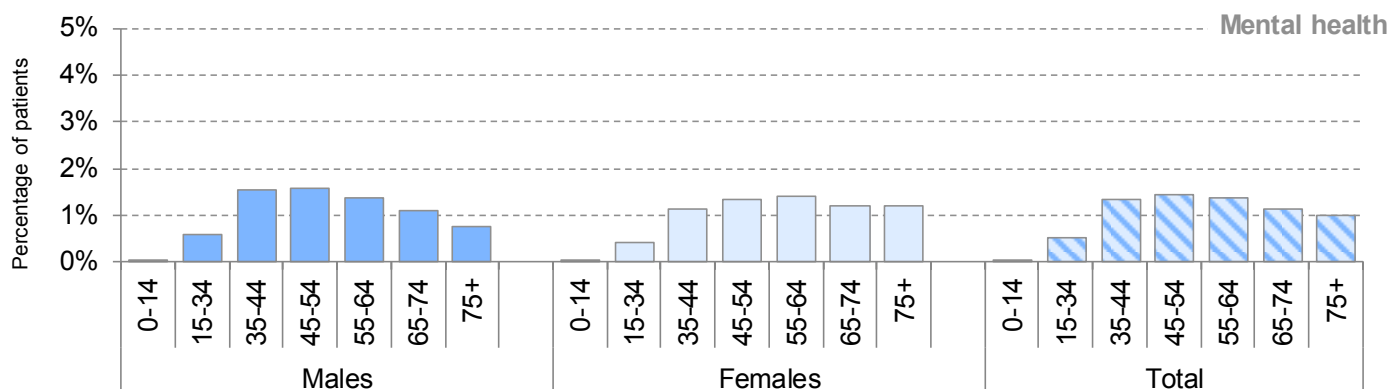


**Chart 24: Percentage of patients on the heart failure register, by gender and age group, 2017-18**



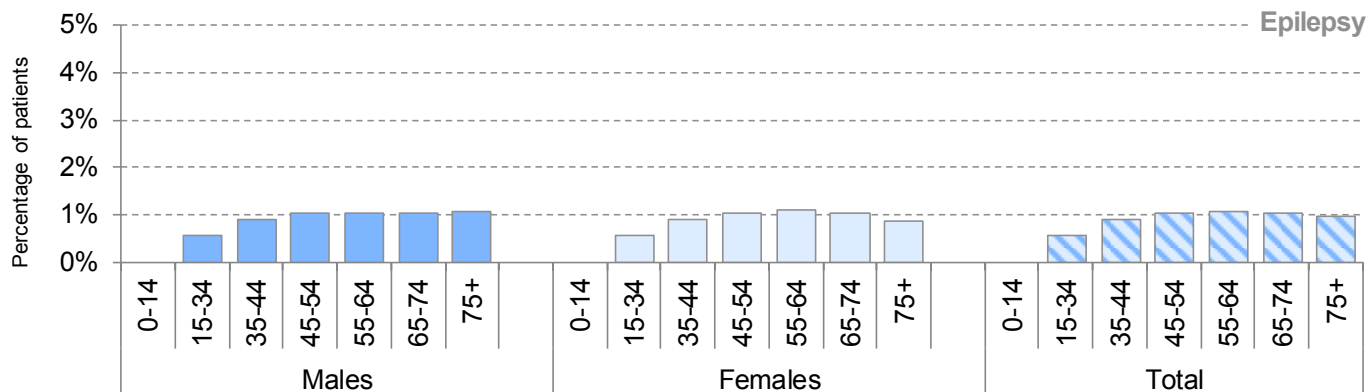
Source: Audit+

**Chart 25: Percentage of patients on the mental health register, by gender and age group, 2017-18**



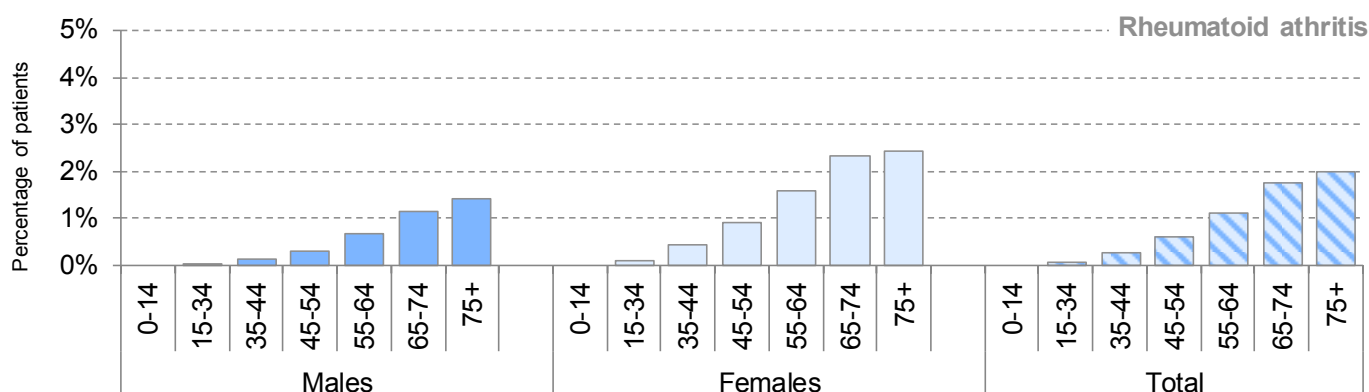
Source: Audit+

**Chart 26: Percentage of patients on the epilepsy register, by gender and age group, 2017-18**



Source: Audit+

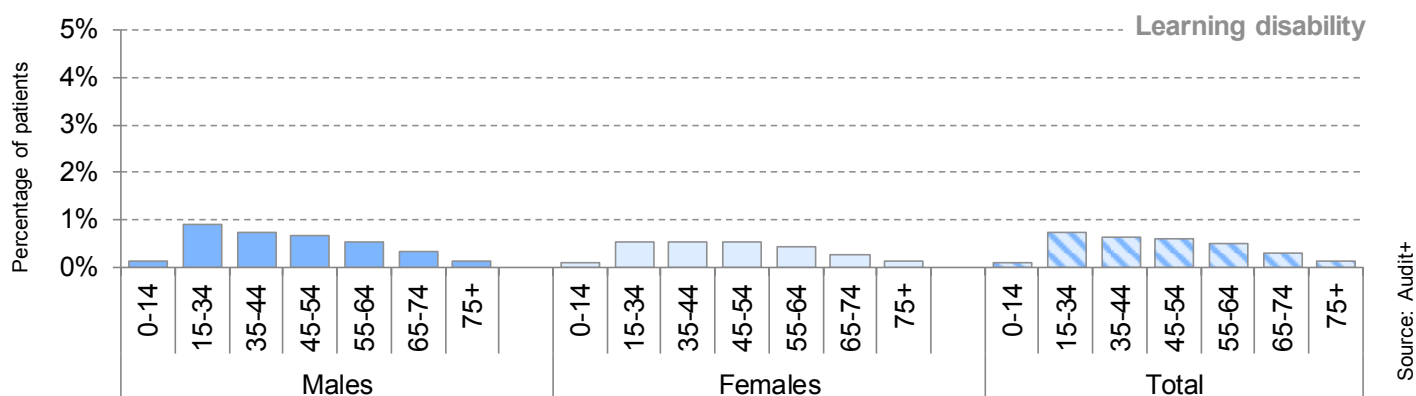
**Chart 27: Percentage of patients on the rheumatoid arthritis register, by gender and age group, 2017-18**



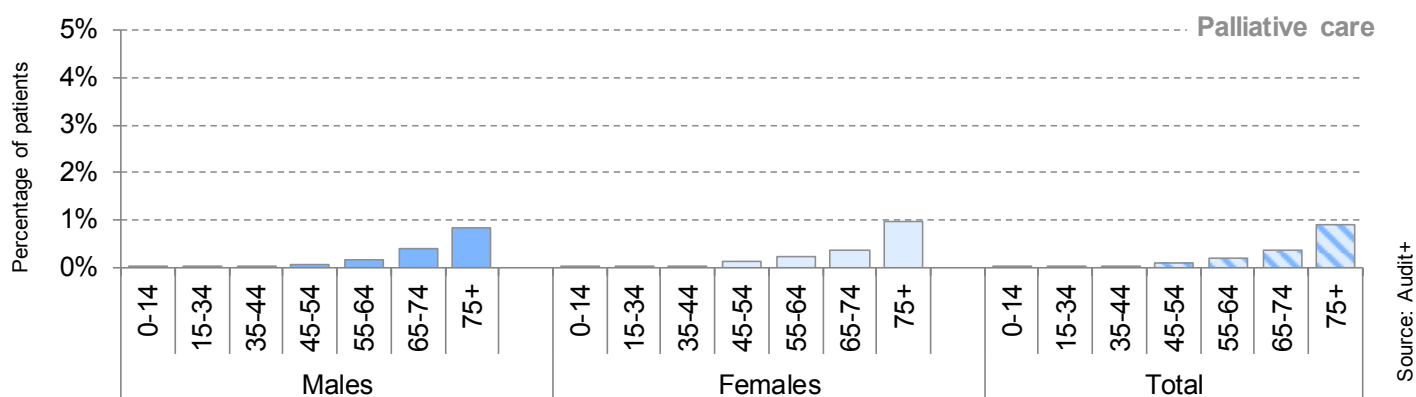
Source: Audit+



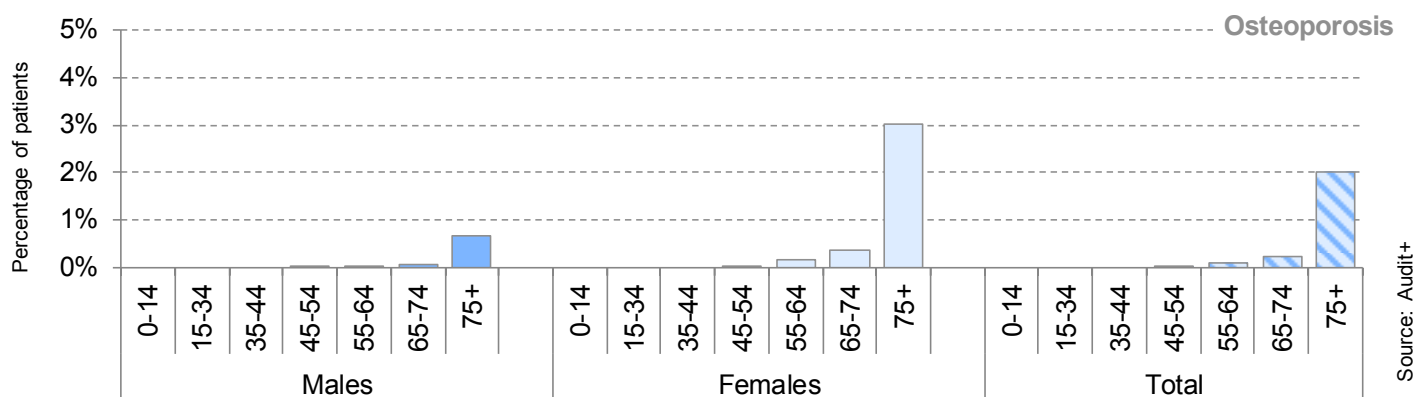
**Chart 28: Percentage of patients on the learning disability register, by gender and age group, 2017-18**



**Chart 29: Percentage of patients on the palliative care register, by gender and age group, 2017-18**



**Chart 30: Percentage of patients on the osteoporosis register, by gender and age group, 2017-18**



## Notes

For time series charts and tables it must be noted that due to changes in the Business Rules and Read Codes the achievement for any year may not be exactly comparable to other years.

### Disease areas

Descriptions of the 2017-18 disease areas are listed below:

Disease Area	Register description	QOF indicators
Asthma	Patients diagnosed with asthma that have been prescribed asthma-related drugs in the preceding 12 months.	AST001, 003, 004
Atrial fibrillation (AF)	Patients diagnosed with atrial fibrillation.	AF001, 006, 007
Cancer	Patients diagnosed with cancer since April 2003 excluding non-melanotic skin cancers.	CAN001, 003W
Chronic Obstructive Pulmonary Disease	Patients diagnosed with COPD ever.	COPD001- 003, 005
Coronary Heart Disease (CHD)	Patients diagnosed with CHD ever.	CHD001
Dementia (DEM)	Patients diagnosed with dementia ever.	DEM001, 002
Diabetes Mellitus	Patients aged 17 and over diagnosed with diabetes.	DM001-003, 007, 012, 014
Epilepsy	Patients aged 18 and over diagnosed with epilepsy, receiving epilepsy medication.	EP001, 003W
Heart Failure	Patients diagnosed with heart failure ever.	HF001
Hypertension	Patients diagnosed with established hypertension ever.	HYP001, 006
Influenza (FLU)	Patients aged 65+ who have had influenza immunisation	FLU001W, FLU002W
Learning Disability (LD)	Patients diagnosed with a learning disability ever.	LD001
Mental Health	Patients diagnosed with schizophrenia, bipolar affective disorder or other psychoses and other patients on lithium therapy.	MH001, 002, 007, 009, 010, 011W
Obesity (OB)	Patients aged 16 and over with an obesity diagnosis recorded (a BMI of 30 or greater) within 15 months of the QOF reference date.	OB001

Osteoporosis: secondary prevention of fragility fractures (OST)	Patients aged 50 and 74 years, with a fragility fracture, in whom osteoporosis is confirmed on DXA scan, who are currently treated with an appropriate bone sparing agent.	OST001
Palliative care	Patients recorded as receiving palliative care.	PC001, 002W
Rheumatoid Arthritis	Patients aged 16 or over with rheumatoid arthritis	RA001, 002
Smoking (patients with chronic conditions)	Patients with any or any combination of the following conditions: CHD, stroke or TIA, hypertension, diabetes, COPD, CKD, asthma, and/or learning difficulties whose notes record smoking status in the preceding 15 months	SMOK002, 005
Smoking status register (patients aged 15 or over with recorded smoking status)	Patients aged 15 and over whose notes recorded smoking status in the preceding 27 months.	SMOK004
Stroke and Transient Ischaemic Attack (TIA)	Patients diagnosed with stroke and/or TIA ever.	STIA001
	Patients aged 75 years and over with a fragility fracture, who are currently treated with an appropriate bone-sparing agent.	
	Patients under 65 included in (any of) the registers for CHD, COPD, diabetes or stroke who have had influenza immunisation	

Further information about [QOF indicators](#) is published each year by NHS Wales.

### **Patient exceptions: not included in 2017-18 statistical release**

Practices may exclude specific patients from data collected to calculate QOF achievement scores. For example, patients with specific diseases can be excluded from individual QOF indicators if a patient is unsuitable for treatment, is newly registered with the practice, is newly diagnosed with a condition, or in the event of informed dissent.

The GMS Statement of Financial Entitlements (SFE)<sup>1</sup> includes the following:

The following criteria have been agreed for exception reporting:

- a) Patients who have been recorded as refusing to attend review who have been invited on at least three occasions during the financial year to which the achievement payments relate (except in the case of indicator CS002, where the patient should have been invited on at least three occasions during the period of time specified in the indicator during which achievement is to be measured (e.g. the preceding five years ending on 31 March in the financial year to which achievement payments relate).

<sup>1</sup> [GMS Statement of Financial Entitlements, Annex D Quality and Outcomes Framework Guidance](#)

- b) Patients for whom it is not appropriate to review the chronic disease parameters due to particular circumstances, for example, a patient who has a terminal illness or is extremely frail.
- c) Patients newly diagnosed or who have recently registered with the contractor who should have measurements made within three months and delivery of clinical standards within nine months e.g. blood pressure or cholesterol measurements within target levels.
- d) Patients who are on maximum tolerated doses of medication whose levels remain sub-optimal.
- e) Patients for whom prescribing a medication is not clinically appropriate e.g. those who have an allergy, contra-indication or have experienced an adverse reaction.
- f) Where a patient has not tolerated medication.
- g) Where a patient does not agree to investigation or treatment (informed dissent) and this has been recorded in their patient record following a discussion with the patient.
- h) Where the patient has a supervening condition which makes treatment of their condition inappropriate e.g. cholesterol reduction where the patient has liver disease.
- i) Where an investigative service or secondary care service is unavailable.

In the case of exception reporting on criteria A and B these patients are removed from the denominator for all indicators in that disease area where the care had not been delivered. For example, a contractor with 100 patients on the coronary heart disease (CHD) disease register, of which four patients have been recalled for follow-up on three occasions but have not attended and one patient has become terminally ill with metastatic breast carcinoma during the year, the denominator for reporting would be 95. However, all 100 patients with CHD would be included in the Quality and Outcomes Framework guidance for GMS contract Wales 2015/16 calculation of APDF (practice prevalence). This would apply to all relevant indicators in the CHD set.

In addition, contractors may exception report patients from single indicators if they meet criteria in C to I, for example a patient who has heart failure (HF) due to left ventricular systolic dysfunction (LVSD) but who is intolerant of angiotensin converting enzyme inhibitors (ACE-inhibitors/ACE-I) and angiotensin receptor blocker (ARB) could be exception reported from HF003. This would result in the patient being removed from the denominator for that indicator only.

Contractors should report the number of exceptions for each indicator set and individual indicator. Contractors will not be expected to report why individual patients were exception reported. However, contractors may be called on to explain why they have 'excepted' patients from an indicator and this can be identifiable in the patient record.

A small number of indicators were introduced in 2013/14 that required referral to a service that may not have been available in all areas of Wales, an example is HF005W (previously HF100W). Unfortunately no 'service unavailable' exception Read codes were available for these indicators at that point in time and advice agreed by WG and GPCW was circulated to LHBs and GPs on how to deal with these indicators in such circumstances. Such 'service unavailable' exception Read codes have subsequently been released and are available for use in General Practice.

Note that the number of exceptions and the sum of the denominators refer to patient records associated with the indicators not individual patients who may occur more than once.

## Prevalence

Note that many patients may suffer from more than one of these conditions. However since patient level data is not required for QOF central payment purposes and is not stored on CM Web it is not possible to identify those who appear on more than one register.

## Age Specific Prevalence

For tables 1 and 3, the calculation of the denominator for those disease areas which do not apply to all ages, has been derived by:

- dividing the population of each LHB, of a specific age, by the total LHB population, using [ONS population estimates](#); and
- applying the proportion calculated in '1' to the LHB practice list sizes.

## Audit+ charts

The source of the age specific prevalence is a General Medical Practice based software utility called "Audit +".

- i. Audit+ is a centrally funded analysis tool which is available to GP practices in Wales. Audit+ is non-mandatory which enables a GP practice to choose whether or not to use this analysis tool.
- ii. Audit+ is an analysis tool which is available to most GP practices in Wales. Audit+ runs on top of the Informatica Clinical Audit Platform (iCAP), a comprehensive software platform for building solutions to primary care problems that require automated general practice data extraction.
- iii. Audit+ provides practices with a number of tools that allow them to manage their patient registers as defined in an audit specification. These tools allow the practices to browse patients and easily identify those that require attention, to graphically view any patient treatment and outcome targets that may have been set for the audit and to export patient list data for internal uses such as mail merges using a word processor or custom analysis in a spreadsheet. The extracted data is locally analysed at each practice and then the aggregated results of those analyses are sent to a central NHS Wales repository and presented in the web based system AuditWeb.
- iv. Counts of patients on QOF disease registers by age groups have been obtained from the aggregated Audit Web system derived from Audit+.

## Estimated diagnosis rate for people with dementia

The dementia estimates in section 4 of the release measure the number of people who have been diagnosed with dementia as a proportion of the number who are estimated to have the condition. They are calculated as follows:

- Estimates of the numbers of people with dementia in Wales have been made using prevalence rates by age (for people aged 65 or over) and sex published in a [Lancet paper](#) from the CFAS (Cognitive Function and Ageing Study) II study. The people recorded on the QOF Dementia disease register can be thought of as those who have been diagnosed, leaving the remainder as those who have the disease, but are undiagnosed.
- The UK age/sex prevalence rates were applied to mid year estimates for Wales to produce estimated counts of people with dementia. A small amendment (3 per cent reduction) has been made to account for the fact that the dementia register is for all ages. From Audit+ data it is estimated that around 3 per cent of people on the register are aged under 65 years old.

In the 2014-15 edition of this release, prevalence rates from the Dementia UK Report published by the Alzheimer's Society in 2007 were used in this analysis but, as was mentioned in that release, the methodology was kept under review and was then revised to use CFAS II prevalence rates in the 2015-16 edition. In England, until April 2015, dementia diagnosis rates were also calculated using estimates of dementia prevalence reported in the 2007 Alzheimer's Society 'Dementia UK' report. Following a consultation with other stakeholders, NHS England believed that the best scientific evidence of rates of dementia prevalence in England are those reported in 2013 by the Cognitive Function and Ageing Study II (CFAS II). CFAS II provides authoritative empirically derived real data from three populations in England and, as such, is UK evidence-based rather than the evidence-led Alzheimer's Society 2007 Delphi consensus (a consensus agreement by experts based on a review of international studies).

NHS England publishes estimated diagnosis rates for [dementia for England](#); together with FAQs and background and methodological notes.

## Key Quality Information

- The Quality and Outcomes Framework (QOF) is a system of financial incentives. It is about rewarding contractors for good practice (and its associated workload) through participation in an annual quality improvement cycle.
- More information on the survey in relation to QOF is available from the [NHW Wales website: Quality and Outcomes Framework](#).

### Data coverage

The published tables, and this statistical release, cover data for Wales relating to:

- QOF achievement in terms of points achieved and underlying achievement;
- disease 'prevalence', that is, patients registered on individual disease registers; and
- exceptions and exclusions, that is, patients who for reasons set out in the QOF rules are not included in the achievement calculations.

Available QOF achievement data for 2017-18 is presented for 425 general practices in Wales. This includes practices that had data automatically extracted by the CM Web system in June 2018 together with data adjustments for the year 2016-17 submitted between April and June 2018 and adjustments made following the relaxation process during 2017-18. The data published for 2017-18 (in spreadsheets, StatsWales and the dashboards) represents the data on which payment was made to GP practices. Where a practice elected to opt out of the 2017-18 QOF, the points shown are the higher of 2016-17 or 2017-18. These amendments are highlighted in the data. The 2017-18 disease prevalence tables are based on prevalence recorded on CM Web. The data presented is raw (unadjusted) disease prevalence as recorded by the practices.

## Level of detail

There are no patient-specific data within CM Web.

## Practice list sizes

The 2017-18 QOF data use practice list sizes that have been derived from the practice clinical system as at 31 March 2018. These list sizes will be different from those that were supplied to CM Web from National Health Applications and Infrastructure Services (NHAIS), the national general practice payments system for the purposes of prevalence and list size adjustments in QOF payment calculations. List sizes will not agree with list size data published in other Statistical Releases.

This section provides a summary of information on this output against five dimensions of quality: Relevance, Accuracy, Timeliness and Punctuality, Accessibility and Clarity, and Comparability.

## Relevance

The statistics are used both within and outside the Welsh Government to monitor health trends and as a baseline for further analysis of the underlying data. Some of the key users are:

- Ministers and the Members Research Service in the National Assembly for Wales;
- health boards;
- local authorities;
- GP Practices;
- Department for Health and Social Services in the Welsh Government;
- other areas of the Welsh Government;
- National Health Service and Public Health Wales;
- General Medical Council and other professional organisations;
- the research community;
- students, academics and universities; and
- individual citizens and private companies.

These statistics will be used in a variety of ways. Some examples of these are:

- advice to Ministers;
- to inform debate in the National Assembly for Wales and beyond;
- to contribute to the Quality and Outcomes Framework; and
- to make publically available data on GP services in Wales.

## Accuracy

Statisticians within the Welsh Government review the data and query any anomalies with the NHS Wales Informatics Service before tables are published. The figures in this release reflect the final position as at the end of the 2017-18 financial year, and are correct as at 1 July 2018.



## Timeliness and Punctuality

This release has met the previously announced date of publication.

## Accessibility and Clarity

This statistical release is pre-announced and then published on the Statistics section of the Welsh Government website. It is accompanied by more detailed tables on [StatsWales](#), a free to use service that allows visitors to view, manipulate, create and download data.

## Comparability

These published data will provide a potentially rich source of information on the provision of primary care services. However, it must be recognised that levels of QOF 'achievement' will be related to a variety of local circumstances, and should be interpreted in the context of those circumstances. An increasing divergence in GMS strategic priorities across the devolved administrations means that even more caution should be exercised when making comparisons. Since 2013 changes to the GMS contract for Wales have been negotiated annually by Welsh Government, NHS Wales, and the General Practitioners Committee Wales (GPC Wales) of the British Medical Association. The QOF relaxation in Wales in 2016-17 has also had an impact on available data. Users of these data should be particularly careful to undertake comparative analysis bearing these and the following points in mind:

- i. The ranking of practices on the basis of QOF points achieved, either overall or with respect to areas within the QOF, may be inappropriate. QOF points do not reflect practice workload issues (for example, around list sizes and disease prevalence). Practice QOF payments include adjustments for such factors.
- ii. The comparative analysis of practice or HB level QOF achievement may also be inappropriate without taking account of the underlying social and demographic characteristics of the populations concerned. The delivery of services will be related, for example, to population age/sex, ethnicity or deprivation characteristics that are not included in the QOF data collection processes.
- iii. Information on QOF achievement, as represented by QOF points, should also be interpreted with respect to local circumstances around general practice infrastructure. In undertaking comparative or explanatory analysis, users of the data should be aware of any effect of the numbers of partners (including single handlers), local recruitment and staffing issues, issues around practice premises, and local IT issues.
- iv. Similarly users of the data should be aware that different types of practice may serve different communities. Comparative analysis should therefore take account of local circumstances, such as numbers on practice lists of student populations, drug users, homeless populations, asylum seekers etc.
- v. The information does not allow analysis of the extent to which service delivery improved during the year, and that it is possible that relatively low-scoring practices could actually have seen significant improvements. Any such analysis can only be undertaken in the light of local circumstances.
- vi. Underlying all this is the fact that the QOF data reported upon is highly dependent on diagnosis and recording within general practices on their clinical information systems.

See the introductory notes.

Further information about these miscellaneous changes can be found in the [General Medical Services Contract: 2017/18 correspondence](#).

## **Changes in 2017-18:**

In early 2018 [Welsh Government and GPC Wales announced](#) that the QOF element of the GP contract was to be relaxed until 31 March 2017. This meant that GPs were able to [opt out of a substantial part](#) of the framework for 2017-18.

Also, statistics collected in each United Kingdom country may differ in terms of achievement, prevalence and exception statistics and the detailed guidance available from each country's website should be consulted before using these statistics as comparative measures.

## **Well-being of Future Generations Act:**

The Well-being of Future Generations Act 2015 is about improving the social, economic, environmental and cultural well-being of Wales. The Act puts in place seven well-being goals for Wales. These are for a more equal, prosperous, resilient, healthier and globally responsible Wales, with cohesive communities and a vibrant culture and thriving Welsh language. Under section (10)(1) of the Act, the Welsh Ministers must (a) publish indicators ("national indicators") that must be applied for the purpose of measuring progress towards the achievement of the Well-being goals, and (b) lay a copy of the national indicators before the National Assembly. The 46 national indicators were laid in March 2016.

Information on the indicators, along with narratives for each of the well-being goals and associated technical information is available in the [Well-being of Wales report](#).

Further information on the [Well-being of Future Generations \(Wales\) Act 2015](#).

The statistics included in this release could also provide supporting narrative to the national indicators and be used by public services boards in relation to their local well-being assessments and local well-being plans.

## **Further Information**

Further information about QOF can be found on the [NHS Wales GMS contract](#) webpage.

## **QOF Publications in other UK countries**

[England - NHS Digital: Quality and Outcomes Framework \(QOF\) online database](#)

[ISD Scotland website](#): The final 2015-16 QOF publication was released on 11th October 2016. ISD will no longer be publishing the QOF after this date as the QOF is being dismantled, with all points being retired and funding transferred to practice core funding. QOF data will no longer be extracted for payment purposes. 2016-17 QOF data will continue to be extracted to support the peer led GP Cluster Continuous Quality Improvement process as part of the latest GMS contract agreement.

[Department of Health Northern Ireland website](#).

## Further details

The document is available at: <http://gov.wales/statistics-and-research/general-medical-services-contract/?lang=en>

## Next update

September 2019 (provisional)

## We want your feedback

We welcome feedback on any aspect of these statistics, which can be provided by email to [stats.healthinfo@gov.wales](mailto:stats.healthinfo@gov.wales)

## Open Government licence

All content is available under the [Open Government Licence v3.0](#), except where otherwise stated.



## Appendix 1 – Descriptions of the 2017-18 QOF indicators

### Clinical Domain, Active QOF

#### Atrial Fibrillation (AF)

AF001: The contractor establishes and maintains a register of patients with atrial fibrillation.

AF006 The percentage of patients with atrial fibrillation in whom stroke risk has been assessed using the CHA2DS2-VASc score risk stratification scoring system in the preceding 3 years (excluding those patients with a previous CHADS2 or CHA2DS2-VASc score of 2 or more)

AF007 In those patients with atrial fibrillation with a record of a CHA2DS2-VASc score of 2 or more, the percentage of patients who are currently treated with anticoagulation drug therapy

#### Secondary Prevention of Coronary Heart Disease (CHD)

CHD001: The contractor establishes and maintains a register of patients with coronary heart disease.

#### Heart failure (HF)

HF001. The contractor establishes and maintains a register of patients with heart failure

#### Hypertension (HYP)

HYP001. The contractor establishes and maintains a register of patients with established hypertension

HYP006. The percentage of patients with hypertension in whom the last blood pressure reading (measured in the preceding 12 months) is 150/90 mmHg or less

#### Stroke and transient ischaemic attack (STIA)

STIA001. The contractor establishes and maintains a register of patients with stroke or TIA

#### Diabetes mellitus (DM)

DM001. The contractor establishes and maintains a register of all patients aged 17 or over with diabetes mellitus, which specifies the type of diabetes where a diagnosis has been confirmed NICE 2011 menu ID: NM41

#### Asthma (AST)

AST001. The contractor establishes and maintains a register of patients with asthma, excluding patients with asthma who have been prescribed no asthma-related drugs in the preceding 12 months

AST003. The percentage of patients with asthma, on the register, who have had an asthma review in the preceding 15 months that includes an assessment of asthma control using the 3 RCP questions NICE 2011 menu ID: NM23

#### Chronic obstructive pulmonary disease (COPD)

COPD001. The contractor establishes and maintains a register of patients with COPD

## **Dementia (DEM)**

DEM001. The contractor establishes and maintains a register of patients diagnosed with dementia

DEM002. The percentage of patients diagnosed with dementia whose care has been reviewed in a face-to-face review in the preceding 15 months

## **Mental health (MH)**

MH001. The contractor establishes and maintains a register of patients with schizophrenia, bipolar affective disorder and other psychoses and other patients on lithium therapy

MH009. The percentage of patients on lithium therapy with a record of serum creatinine and TSH in the preceding 9 months NICE 2010 menu ID: NM21

MH010. The percentage of patients on lithium therapy with a record of lithium levels in the therapeutic range in the preceding 4 months NICE 2010 menu ID: NM22

MH011W. The percentage of patients with schizophrenia, Bipolar affective disorder and other psychoses who have a record of blood pressure, BMI and alcohol consumption in the preceding 15 months and in addition for those aged 40 or over, a record of blood glucose or HbA1c in the preceding 15 months

## **Cancer (CAN)**

CAN001. The contractor establishes and maintains a register of all cancer patients defined as a 'register of patients with a diagnosis of cancer excluding non-melanotic skin cancers diagnosed on or after 1 April 2003'

CAN003W. The percentage of patients with cancer, diagnosed within the preceding 15 months, who have a patient review recorded as occurring within 6 months of the contractor receiving confirmation of the diagnosis, or where clinically appropriate within 3 months. This patient review can be undertaken via a telephone consultation but with an offer of a face to face appointment. NICE 2012 menu ID: NM62

## **Epilepsy (EP)**

EP001. The contractor establishes and maintains a register of patients aged 18 or over receiving drug treatment for epilepsy

## **Learning disability (LD)**

LD001. The contractor establishes and maintains a register of patients with learning disabilities

## **Osteoporosis: secondary prevention of fragility fractures**

OST001. The contractor establishes and maintains a register of patients:

1. Aged 50 or over and who have not attained the age of 75 with a record of a fragility fracture on or after 1 April 2012 and a diagnosis of osteoporosis confirmed on DXA scan, and
2. Aged 75 or over with a record of a fragility fracture on or after 1 April 2012

NICE 2011 menu ID: NM29

## Rheumatoid arthritis (RA)

RA001. The contractor establishes and maintains a register of patients aged 16 or over with rheumatoid arthritis NICE 2012 menu ID: NM55

## Palliative care (PC)

PC001. The contractor establishes and maintains a register of all patients in need of palliative care/support irrespective of age

## Obesity (OB)

OB001. The contractor establishes and maintains a register of patients aged 16 or over with a BMI  $\geq 30$  in the preceding 15 months

## Cervical screening (CS)

CS001. The contractor has a protocol that is in line with national guidance agreed with the LHB for the management of cervical screening, which includes staff training, management of patient call/recall, exception reporting and the regular monitoring of inadequate sample rates

CS002. The percentage of women aged 25 or over and who have not attained the age of 65 whose notes record that a cervical screening test has been performed in the preceding 5 years

## Influenza (FLU)

FLU001W. The percentage of the registered population aged 65 years or more who have had influenza immunisation in the preceding 1 August to 31 March

FLU002W. The percentage of patients aged under 65 years included in (any of) the registers for CHD, COPD, Diabetes or Stroke who have had influenza immunisation in the preceding 1 August to 31 March

## Medicines management

MED006W. The contractor meets the LHB prescribing advisor at least annually, has agreed up to three actions related to prescribing and subsequently provided evidence of change

MED007W. A medication review is recorded in the notes in the preceding 15 months for all patients being prescribed 4 or more repeat medicines Standard 80%

## Clinical Domain, Inactive QOF

### Diabetes mellitus (DM)

DM002. The percentage of patients with diabetes, on the register, in whom the last blood pressure reading (measured in the preceding 15 months) is 150/90 mmHg or less

NICE 2010 menu ID: NM01

DM003. The percentage of patients with diabetes, on the register, in whom the last blood pressure reading (measured in the preceding 15 months) is 140/80 mmHg or less

NICE 2010 menu ID: NM02

<p>DM007. The percentage of patients with diabetes, on the register, in whom the last IFCC-HbA1c is 59 mmol/mol or less in the preceding 15 months</p> <p>NICE 2010 menu ID: NM14</p>
<p>DM 012 The percentage of patients with diabetes , on the register , with a record of a foot examination and risk classification;</p> <p>1) low risk ( normal sensation, palpable pulse) ,</p> <p>2) increased risk ( neuropathy or absent pulses ) ,</p> <p>3) high risk ( neuropathy or absent pulses plus deformity or skinchanges in previous ulcer ) or 4) ulcerated foot within the preceding 15 months</p> <p>NICE 2010 menu ID : NM13</p>
<p>DM 014 The percentage of patients newly diagnoses with diabetes, on the register, in the preceding 1 April to 31 March who have a record of being referred to a structured education programme within 9 months after entry on to the diabetes register</p> <p>NICE 2011 menu ID : NM27</p>

### **Asthma (AST)**

<p>AST004. The percentage of patients with asthma aged 14 or over and who have not attained the age of 20, on the register, in whom there is a record of smoking status in the preceding 15 months</p>
--

### **Chronic obstructive pulmonary disease (COPD)**

<p>COPD002. The percentage of patients with COPD (diagnosed on or after 1 April 2011) in whom the diagnosis has been confirmed by post bronchodilator spirometry between 3 months before and 12 months after entering on to the register</p>
<p>COPD003. The percentage of patients with COPD who have had a review, undertaken by a healthcare professional, including an assessment of breathlessness using the Medical Research Council dyspnoea scale in the preceding 15 months</p>
<p>COPD005. The percentage of patients with COPD and Medical Research Council dyspnoea grade <math>\geq 3</math> at any time in the preceding 15 months, with a record of oxygen saturation value within the preceding 15 months</p> <p>NICE 2012 menu ID: NM63</p>

### **Mental health (MH)**

<p>MH002. The percentage of patients with schizophrenia, bipolar affective disorder and other psychoses who have a comprehensive care plan documented in the record, in the preceding 15 months, agreed between individuals, their family and/or carers as appropriate</p>
<p>MH007. The percentage of patients with schizophrenia, bipolar affective disorder and other psychoses who have a record of alcohol consumption in the preceding 15 months</p> <p>NICE 2010 menu ID: NM15</p>

## Epilepsy (EP)

EP003W. The percentage of women with epilepsy aged 18 or over and who have not attained the age of 55 who are taking antiepileptic drugs who have a record of being given information and advice about pregnancy or conception, or contraception tailored to their pregnancy and contraceptive intentions recorded in the preceding 3 years

## Rheumatoid arthritis (RA)

RA002. The percentage of patients with rheumatoid arthritis, on the register, who have had a face-to-face review in the preceding 15 months

NICE 2012 menu ID: NM58

## Palliative care (PC)

PC002W. The contractor has regular (at least 2 monthly) multi-disciplinary case review meetings where all patients on the palliative care register are discussed

## Smoking (SMOK)

SMOK002. The percentage of patients with any or any combination of the following conditions: CHD, stroke or TIA, hypertension, diabetes, COPD, CKD, asthma, schizophrenia, bipolar affective disorder or other psychoses whose notes record smoking status in the preceding 15 months

NICE 2011 menu ID: NM38

SMOK004. The percentage of patients aged 15 or over who are recorded as current smokers who have a record of an offer of support and treatment within the preceding 27 Months

NICE 2011 menu ID: NM40

SMOK005. The percentage of patients with any or any combination of the following conditions: CHD, stroke or TIA, hypertension, diabetes, COPD, asthma, schizophrenia, bipolar affective disorder or other psychoses who are recorded as current smokers who have a record of an offer of support and treatment within the preceding 15 months

NICE 2011 menu ID: NM39

## Appendix 2 - StatsWales tables views

[Quality and Outcomes Framework \(QOF\) points by local health board and register](#)

[Patients on Quality and Outcomes Framework \(QOF\) disease registers by local health board](#)