

Sickness absence in the NHS in Wales, quarter ended 30 September 2018

13 February 2019
SFR 10/2019

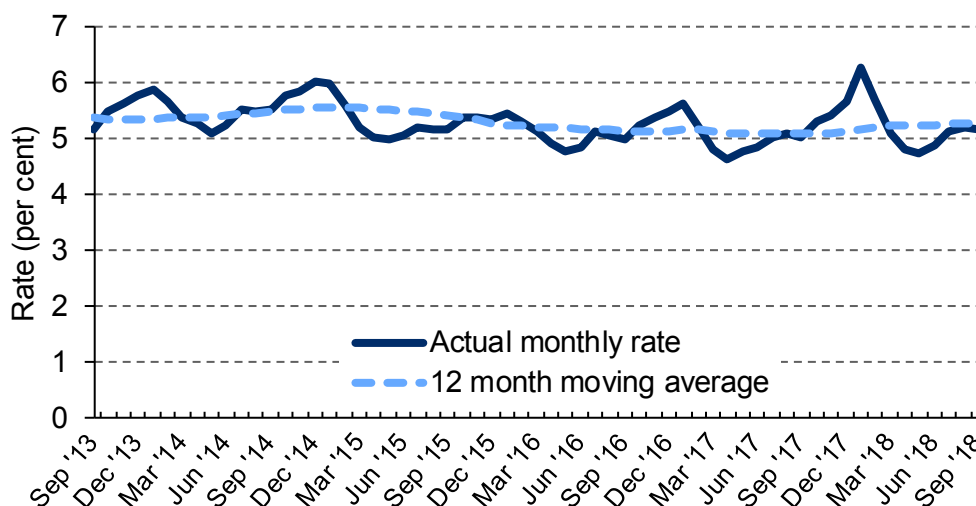
In this release, new information is shown for the quarter ended 30 September 2018. Data for April to June 2018 has been revised.

Key results for the quarter ended 30 September 2018

- Sickness absence was 5.2%, up 0.1 percentage point from the September quarter of 2017.
- After a gradual fall during 2015 to 2017, the average is slowly rising, and was 5.3% over the last year. However it is slightly lower than three years ago.
- The Welsh Ambulance Services NHS Trust had the highest sickness absence, 6.9%.
- Public Health Wales NHS Trust had the lowest sickness absence, 3.9%.
- The highest staff group sickness absence was in the Ambulance staff group, 7.6%.
- The lowest staff group sickness absence was in the Medical and Dental staff group, 1.6%.



Chart 1: Trends in the sickness absence rate in the NHS in Wales, by month: September 2013 – September 2018



Source: WEDS/HEIW

About this release

This is the latest in a quarterly series presenting information about sickness absence of NHS staff in Wales by NHS organisation and staff group.

Sickness absence rates are the total number of sickness absence days divided by the total number of available days for each group.

For more information, see the Key Quality Information section at the end of the release. Detailed tables are available on StatsWales.

In this release

Trends in the sickness absence rate	2
Sickness absence rate by NHS organisation	2
Sickness absence rate by staff group	4
Key quality information	6

Trends in the sickness absence rate

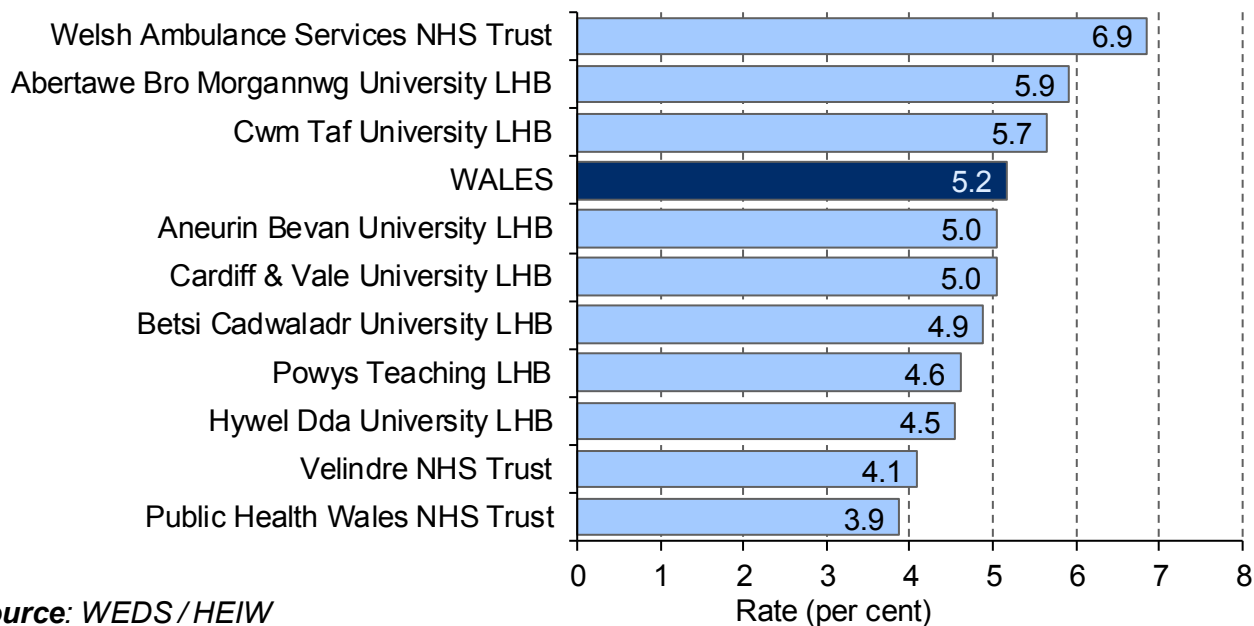
Sickness absence was 5.2% in the quarter ended 30 September 2018, up 0.1 percentage point from the September quarter of 2017.

Sickness absence shows wide seasonal variation throughout the year with the rate lower in summer and higher in winter. To provide clearer information on long term changes to the rate of sickness absence a 12 month moving average is shown in [Chart 1](#).

The chart shows the 12 month moving average has gone up in recent months and is at a slightly lower level to three years ago.

Sickness absence rate by NHS organisation

Chart 2: Sickness absence rate by NHS organisation: quarter ended 30 September 2018



Source: WEDS/HEIW

Table 1: Sickness absence rate by NHS organisation: quarter ended 30 September 2018*Per cent*

NHS Organisation	Jul 2018	Aug 2018	Sep 2018	Quarterly average	Change in quarterly average since quarter ended 30 Sept 2017 (percentage points)
Betsi Cadwaladr University LHB	4.7	4.9	5.0	4.9	0.0
Powys Teaching LHB	4.4	4.9	4.5	4.6	0.1
Hywel Dda University LHB	4.6	4.4	4.6	4.5	-0.2
Abertawe Bro Morgannwg University LHB	5.9	6.0	5.9	5.9	0.3
Cwm Taf University LHB	5.9	5.6	5.4	5.7	0.2
Aneurin Bevan University LHB	4.9	5.0	5.2	5.0	0.1
Cardiff & Vale University LHB	5.0	5.1	5.0	5.0	0.1
Public Health Wales NHS Trust	4.5	3.5	3.6	3.9	0.2
Velindre NHS Trust	4.3	4.1	3.8	4.1	0.2
Welsh Ambulance Services NHS Trust	6.6	7.2	6.7	6.9	0.0
WALES	5.1	5.2	5.2	5.2	0.1

Source: WEDS / HEIW

Quarterly rates for sickness absence by organisation are available on StatsWales from Jul-Sep 2009 onwards.

The Welsh Ambulance Services NHS Trust had the highest sickness absence (6.9%) of all NHS organisations this quarter and has done so since data started to be collected in 2008.

Public Health Wales NHS Trust had the lowest sickness absence (3.9%) this quarter. Apart from the two quarters from January to March and April to June 2015, where Powys Teaching Local Health Board (LHB) had the lowest sickness absence rate, either Public Health Wales NHS Trust or Velindre NHS Trust has had the lowest sickness absence of all NHS organisations since data started to be collected in 2008.

Abertawe Bro Morgannwg University LHB had the highest sickness absence (5.9%) of all LHBs for the quarter ended 30 September 2018; apart from one quarter, either Abertawe Bro Morgannwg University LHB or Cwm Taf University LHB has had the highest sickness absence of all the LHBs since the June quarter of 2011.

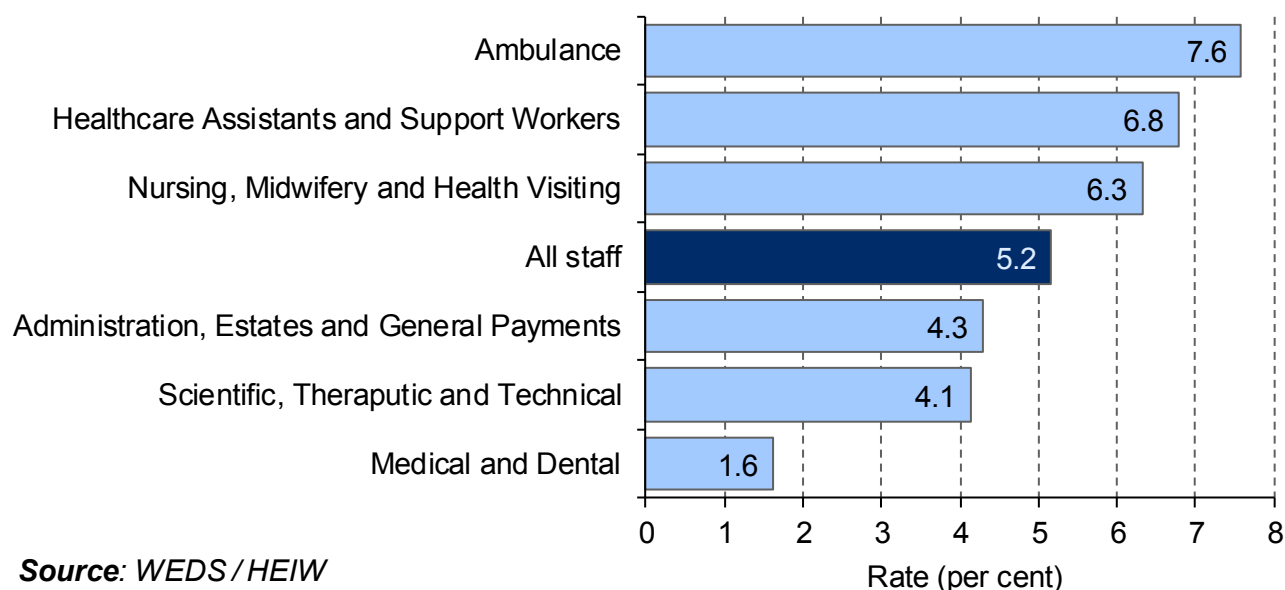
Of all the LHBs, Hywel Dda University LHB had the lowest sickness absence (4.5%) for the quarter ended 30 September 2018; apart from this, and two other previous quarters, Powys has recorded the lowest sickness absence among the LHBs since the January to March quarter of 2014.

Abertawe Bro Morgannwg University LHB had the largest increase in sickness absence rate compared with the quarter ended 30 September 2017 (an increase of 0.3 percentage points).

Hywel Dda University LHB and the Welsh Ambulance Services NHS Trust were the only organisations to show a decrease in sickness absence rate compared with the quarter ended 30 September 2017.

Sickness absence rate by staff group

Chart 3: Sickness absence rate by staff group: quarter ended 30 September 2018



Source: WEDS/HEIW

Table 2: Sickness absence rate by Staff Group: quarter ended 30 September 2018

Staff group	Rate (per cent)				Change in quarterly average since quarter ended 30 Sept 2017 (percentage points)
	Jul 2018	Aug 2018	Sep 2018	Quarterly average	
Ambulance	7.2	8.1	7.5	7.6	0.2
Administration, Estates and General Payments	4.3	4.3	4.3	4.3	-0.1
Healthcare Assistants and Support Workers	6.9	6.8	6.7	6.8	-0.4
Medical and Dental	1.6	1.6	1.7	1.6	0.1
Nursing, Midwifery and Health Visiting	6.2	6.4	6.3	6.3	0.5
Scientific, Therapeutic and Technical	4.2	4.1	4.1	4.1	0.1
All staff (a)	5.1	5.2	5.2	5.2	0.1

(a) A small number of employees with missing occupational codes are included in the 'All staff' total

Source: WEDS/HEIW

Quarterly rates for sickness absence by staff group are available on StatsWales from Jul-Sep 2009 onwards.

Of the 6 staff groups, the Ambulance staff group had the highest sickness absence rate this quarter (7.6%).

Either the Ambulance staff group or Healthcare Assistants and Support Workers staff group has had the highest sickness absence of all staff groups since data for staff groups started to be collected in 2009.

The Medical and Dental staff group had the lowest sickness absence rate for this quarter (1.6%) and has done so since data started to be collected in 2009.

The Nursing, Midwifery and Health Visiting group had the largest increase in sickness absence rate compared with the quarter ended 30 September 2017 (an increase of 0.5 percentage points).

Only the Healthcare Assistants and Support Workers and the Administration, Estates and General Payments staff groups reported a decrease in the sickness absence rate compared with the same quarter a year earlier.

Key quality information

Our statistics are produced to high professional standards set out in the [Code of Practice for Statistics](#). They undergo regular quality assurance reviews to ensure that they meet customer needs. They are produced free from any political interference.

Methodology

The Electronic Staff Record (ESR) is a payroll and human resources system for NHS employees in Wales and England. A monthly extract is downloaded from the ESR Data Warehouse detailing the number of Full Time Equivalent (FTE) calendar days available and the number of FTE calendar days of sickness absence for each member of NHS staff in Wales on the ESR. Sickness absence rates are then calculated for the whole Welsh NHS, staff groups and individual organisations. This rate is derived by dividing the FTE number of days sick by the FTE number of days available.

Sickness absence rates are calculated using FTE calendar days and include non-working days, which is 365 days of the year (366 days for a leap year). This may result in a slight under count of Sickness Absence rates calculated in this way when compared to Sickness Absence rates calculated using FTE worked days only, as non-working days such as weekends are included in both the numerator (if they are included in a period of reported sickness) and denominator. Typically not all non-working days lost to sickness will have been reported by an employee and therefore captured on the ESR.

The use of the term FTE in this context means, for example, that if a full time member of staff is off sick for 5 days (including any non-working days) then the numerator for the rate=5, and the denominator=365; however if a half time member of staff is off sick for 5 days (including any non-working days) then the numerator=5 and the denominator=182.5.

This methodology is consistent throughout this publication series so that different NHS organisations and staff groups can be compared accurately over a time series. However, care should be taken when comparing these rates to those using different methodologies.

While lower sickness absence rates, in general, indicate lower levels of sickness absence it should be noted that lower rates can also indicate under reporting of sickness absence. It should also be noted that sickness absence is subject to marked seasonal variation. All figures are shown to one decimal place.

Relevance

In 2009, the Wales Audit Office conducted a review of sickness absence in NHS Wales. This report made a number of key recommendations, including the recommendation that sickness absence trends should be published and also the trends for organisation and staff group.

We encourage users of the statistics to contact us to let us know how they use the data, please see the [Feedback](#) section of this publication for the contact details.

Users and uses of these statistics

We believe the key users of statistics on sickness absence in the NHS are:

- ministers, Assembly Members and the Members Research Service in the National Assembly for Wales
- other areas of the Welsh Government

- other government departments
- National Health Service organisations
- students, academics and universities
- Individual citizens and private companies.

The statistics are used in a variety of ways. Some examples of the uses include:

- advice to Ministers
- to inform debate in the National Assembly for Wales and beyond
- to monitor and evaluate staffing levels in the NHS.

Accuracy

As the Electronic Staff Record is a live system and data extracts are taken from it, data presented here may be revised in future editions of the statistical release. In particular, revisions may occur in data by staff group, as work is ongoing to improve occupational coding of staff in NHS Wales.

Data for January to March 2018 has been revised for this edition of the release and [StatsWales](#) tables.

From the publication of the [release](#) for the quarter ended 31 March 2016, the process behind producing the sickness absence release and [StatsWales](#) tables was revised. The methodology remains the same for calculating the rates. However as a result of the change in process the data available on [StatsWales](#) was revised slightly and further subsets of the data became available i.e. sickness absence rate by organisation and staff group.

Data by staff group is based on mapping occupational codes for individual staff. Information on staff groups is available from the [NHS Occupation Code Manual](#).

All our outputs include information on coverage, timing and geography.

In the unlikely event of incorrect data being published, revisions would be made and users informed in conjunction with the Welsh Government's [Revisions, Errors and Postponements](#) arrangements.

Timeliness and punctuality

All outputs adhere to the Code of Practice by pre-announcing the date of publication through the [Upcoming Calendar](#). Furthermore, should the need arise to postpone an output this would follow the Welsh Government's [Revisions, Errors and Postponements](#) arrangements.

Accessibility and clarity

The statistics will be published in an accessible, orderly, pre-announced manner on the Welsh Government website at 9:30am on the day of publication. An RSS feed alerts registered users to this publication. Simultaneously the outputs are also listed on the National Statistics Publication Hub. We also publicise the outputs on Twitter. All outputs are available to download for free.

More detailed data is available at the same time on the StatsWales website and this can be manipulated online or downloaded into spreadsheets for use offline.

We aim to use Plain English in our outputs and they adhere to the Welsh Government's accessibility policy. Furthermore, all our headlines are published in Welsh and English. Further information regarding the statistics can be obtained by emailing stats.healthinfo@gov.wales

Comparability and coherence

These statistics can be used for monitoring of sickness absence levels by NHS organisation in Wales, and comparisons with other public sector and non-public sector organisations although care should be taken to ensure methodologies are comparable.

NHS Digital publishes [sickness absence rates in the English NHS](#). The English rates are calculated using the same methodology as the Welsh figures in this release.

Further information on the Electronic Staff Record (ESR) is available [here](#).

Well-being of Future Generations Act (WFG)

The Well-being of Future Generations Act 2015 is about improving the social, economic, environmental and cultural well-being of Wales. The Act puts in place seven well-being goals for Wales. These are for a more equal, prosperous, resilient, healthier and globally responsible Wales, with cohesive communities and a vibrant culture and thriving Welsh language. Under section (10)(1) of the Act, the Welsh Ministers must (a) publish indicators ("national indicators") that must be applied for the purpose of measuring progress towards the achievement of the Well-being goals, and (b) lay a copy of the national indicators before the National Assembly. The 46 national indicators were laid in March 2016.

Information on the indicators, along with narratives for each of the well-being goals and associated technical information is available in the [Well-being of Wales report](#).

Further information on the [Well-being of Future Generations \(Wales\) Act 2015](#).

The statistics included in this release could also provide supporting narrative to the national indicators and be used by public services boards in relation to their local well-being assessments and local well-being plans.

Further details

The document is available at: <http://gov.wales/statistics-and-research/sickness-absence-nhs/>

Next update

8 May 2019

We want your feedback

We welcome any feedback on any aspect of these statistics which can be provided by email to stats.healthinfo@gov.wales.

Open Government Licence

All content is available under the [Open Government Licence v3.0](#), except where otherwise stated.

