

GP access in Wales, 2015

This Annual Statistical First Release provides information on GP opening hours and appointment times of GP practices for each of the seven Health Boards in Wales, as at the end of November 2015.

The Welsh Government began collecting management data on GP opening hours and GP appointment times in 2010 and 2012 respectively. The data is collected for every GP practice (main surgery) in Wales. This release presents results for 2015 data at the Health Board and national level and makes comparisons to previously published 2013 and 2014 data in some tables and charts.

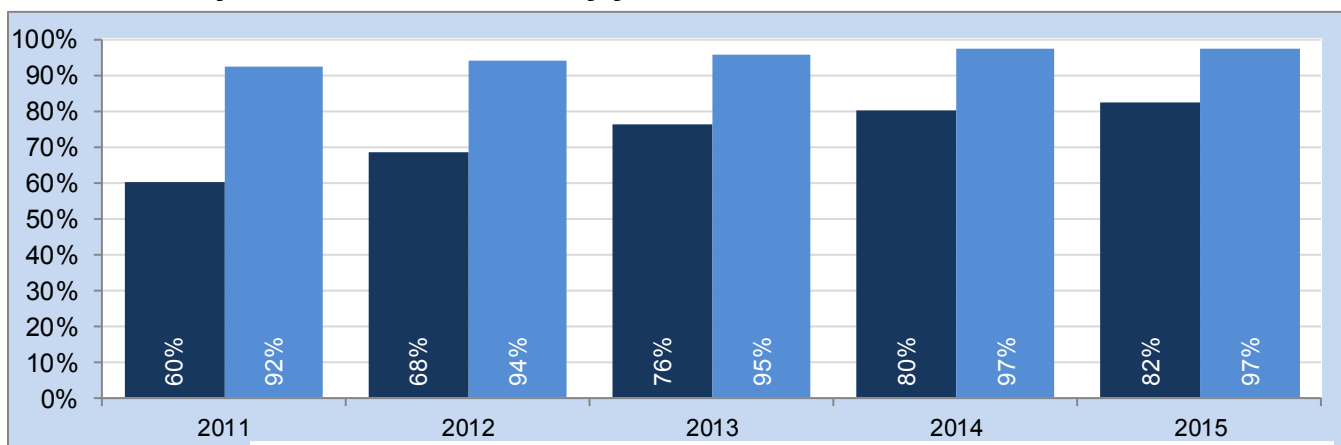
The main purpose of this release is to give an overview of practice opening hours and appointment times, enhancing the evidence base in relation to access to GPs, a key commitment within the Welsh Government's [Programme for Government](#). It presents information which will aid further policy development, as well as enabling monitoring of access to GP practices at the Health Board and national level.

Additional analyses by half hour periods are also included in the release to provide more detail of evening appointments offered between 17:00 and 18:30. Key statistics for each practice in Wales are also published in a spreadsheet [Annex](#).

Key Results: (Also see the [Summary](#) section.)

- In 2015, 82 per cent (373 practices) of GP practices were open for daily core hours, (08:00 to 18:30) or within one hour of the daily core hours, Monday to Friday. This is an increase from 80 per cent (369 practices) in 2014. ([Chart 1](#), [Table 2](#))
- In 2015, 97 per cent (440 practices) of practices offered appointments at any time between 17:00 and 18:30 at least 2 week days, the same percentage as in 2014 (446 practices). ([Chart 1](#), [Table 5](#))

Chart 1: Key GP Access statistics by year



Statistician: Stephanie Harries

Tel: 029 2082 6186

E-mail: stats.healthinfo@wales.gsi.gov.uk

Next update: February 2017 (provisional)

Twitter: www.twitter.com/statisticswales | www.twitter.com/ystadegaucymru

Cyhoeddwyd gan Y Gwasanaethau Gwybodaeth a Dadansoddi

Llywodraeth Cymru, Parc Cathays, Caerdydd, CF10 3NQ

Ffôn – Swyddfa'r Wasg **029 2089 8099**, Ymholiadau Cyhoeddus **029 2082 3332**

www.llyw.cymru/ystadegau

Issued by Knowledge and Analytical Services

Welsh Government, Cathays Park, Cardiff, CF10 3NQ

Telephone – Press Office **029 2089 8099**, Public Enquiries **029 2082 5050**

www.gov.wales/statistics



Llywodraeth Cymru
Welsh Government

Contents

Introduction	6
Opening Hours.....	7
Daily Opening Hours	8
Weekly Opening Hours.....	10
Appointment Times	13
Appointments Offered Before 08:30	15
Appointments Offered At Any Time Between 17:00 and 18:30	16
Appointments Offered During the Whole Half Hour Between 17:00 and 17:30	17
Appointments Offered During the Whole Half Hour Between 17:30 and 18:00	18
Appointments Offered During the Whole Half Hour Between 18:00 and 18:30	19
Extended Opening Hours.....	20
Weekend Appointments	21
Key Quality Information.....	22
Appendix.....	24

Tables and Charts

Chart 1: Key GP Access statistics by year	1
Table 1: Number of GP Practices, by Health Board and Year	6
Chart 2: Percentage of practices open within one hour of daily core hours, by Health Board	8
Table 2: Daily opening hours, by Health Board ⁽¹⁾	9
Chart 3: Percentage of practices open for 95 per cent or more of weekly total hours, by Health Board	10
Chart 4: Percentage of practices open for less than 80 per cent of weekly total hours, by Health Board	11
Chart 5: Percentage of practices opened for daily core hours, or within one hour of daily core hours, with one half day closure a week	12
Table 3: Percentage of GP practices with one half day closure a week, by daily opening hours	12
Chart 6: Percentage of practices offering appointments before 08:30 at least two week mornings, by Health Board	15
Table 4: Percentage of practices offering appointments before 08:30, by number of week days and Health Board	15
Chart 7: Percentage of practices offering appointments at any time between 17:00 and 18:30 at least two week days, by Health Board	16
Table 5: Percentage of practices offering appointments at any time between 17:00 and 18:30, by number of week days and Health Board	16
Chart 8: Percentage of practices offering appointments during the whole half hour between 17:00 and 17:30 at least two week days, by Health Board	17
Table 6: Percentage of practices offering appointments during the whole half hour between 17:00 and 17:30, by number of week days and Health Board	17
Chart 9: Percentage of practices offering appointments during the whole half hour between 17:30 and 18:00 at least two week days, by Health Board	18
Table 7: Percentage of practices offering appointments during the whole half hour between 17:30 and 18:00, by number of week days and Health Board	18
Chart 10: Percentage of practices offering appointments during the whole half hour between 18:00 and 18:30 at least two week days, by Health Board	19
Table 8: Percentage of practices offering appointments during the whole half hour between 18:00 and 18:30, by number of week days and Health Board	19
Table 9: Percentage of practices with extended opening hours and offering appointments after 18:30 at least one week day	20

Appendices

Appendix Table 1: Number and percentages of practices open for core hours, by Health Board	24
Appendix Table 2: Percentage of practices open for different percentage intervals of weekly total hours, by Health Board	25
Appendix Table 3: Percentage of GP practices with one half day closure a week, by daily opening hours and Health Board	26
Appendix Table 4: Number and percentages of practices offering appointments before 08:30, by number of week days and Health Board	27
Appendix Table 5: Number and percentages of practices offering appointments at any time between 17:00 and 18:30, by number of week days and Health Board	28
Appendix Table 6: Number and percentages of practices offering appointments during the whole half hour between 17:00 and 17:30, by number of week days and Health Board	29
Appendix Table 7: Number and percentages of practices offering appointments during the whole half hour between 17:30 and 18:00, by number of week days and Health Board	30
Appendix Table 8: Number and percentages of practices offering appointments during the whole half hour between 18:00 and 18:30, by number of week days and Health Board	31
Appendix Table 9: Number and percentages of practices offering appointments between 17:00 and 17:30, 2 or more days per week, by Health Board	32
Appendix Table 10: Number and percentages of practices offering appointments between 17:30 and 18:00, 2 or more days per week, by Health Board	33
Appendix Table 11: Number and percentages of practices offering appointments between 18:00 and 18:30, 2 or more days per week, by Health Board	34
Appendix Table 12: Number and percentages of practices offering appointments after 18:30, by number of week days and Health Board	35
Appendix Table 13: Percentage of GP Practices open for daily core hours or within one hour of daily core hours and those that Offer appointments between 17:00 and 18:30 at least 2 week days.....	36

Summary:

Opening Times

- In 2015, 45 per cent (204 practices) of GP practices were open all day for daily core hours, (08:00 to 18:30, Monday to Friday), a slight increase from 44 per cent (203 practices) in 2014. ([Table 2](#))
- In 2015, 82 per cent (373 practices) of GP practices were open for daily core hours or within one hour of the daily core hours, Monday to Friday. This is an increase from 80 per cent (369 practices) in 2014. ([Chart 1, Table 2](#))
- In 2015, 67 per cent (302 practices) of practices were open for 95 per cent (49 hours and 53 minutes) or more of the weekly total hours (52 hours and 30 minutes a week). This was an increase from 66 per cent (304 practices) in 2014. ([Chart 3](#))
- In 2015, 4 per cent (20 practices) of practices were closed for half a day on one or more week days, a decrease compared to 6 per cent (27 practices) in 2014. ([Table 3](#))

Appointment Times

- Between 2014 and 2015 the percentage of practices offering appointments before 08:30 at least two week days increased from 14 per cent (66 practices) in 2014 to 16 per cent (71 practices) in 2015 across Wales. ([Table 4](#))
- In 2015, 97 per cent (440 practices) of practices offered appointments at any time between 17:00 and 18:30 at least 2 week days, the same percentage as in 2014 (446 practices). ([Table 5](#))
- Looking at appointments offered during the whole of each half hour period between 17:00 and 18:30 in 2015, 91 per cent (412 practices) of practices offered appointments for the whole period between 17:00 and 17:30 on at least 2 weeks days, 64 per cent (292 practices) of practices between 17:30 and 18:00 and 17 per cent (78 practices) of practices between 18:00 and 18:30. ([Table 6, Table 7, Table 8](#))
- 8 per cent of practices offered appointments after 18:30 on at least one week day in 2015, an increase from 7 per cent in 2014. ([Table 9](#))

Introduction

The purpose of this release is to look into the opening hours and appointment times of GP practice main surgeries across Wales. Due to variations in the way services are provided, this release does not include any data relating to branch surgeries. Throughout this report, 'a practice' refers to a GP practice main surgery.

Data was collected from Health Boards for every GP practice in Wales, with 453 practices in 2015, as shown in Table 1.

Table 1: Number of GP Practices, by Health Board and Year

Local Health Board	Number of Practices		
	2013	2014	2015
Betsi Cadwaladr University	115	114	112
Powys Teaching	17	17	17
Hywel Dda University	56	54	54
Abertawe Bro Morgannwg University	76	75	73
Cwm Taf University	48	46	46
Aneurin Bevan University	87	87	85
Cardiff and Vale University	67	66	66
Wales	466	459	453

The [General Medical Services contract](#) is the UK-wide contract between general practices and primary care organisations for delivering primary care services to local communities. Under the General Medical Services contract, GP practice core hours are Monday to Friday between 08:00 and 18:30, except Good Friday, Christmas Day and Bank Holidays. GP practices are responsible for providing essential and additional services within core hours at times which are appropriate to meet the reasonable needs of its patients.

This is management information and the data was reported and verified by Health Boards. It should be noted that the data presented is historic data and may not reflect the current opening hours or appointment times of GP practices. There remain significant differences in the way GPs organise their practices in relation to opening hours and appointment times and hence users should be cautious when interpreting the results. See the [Key Quality Information](#) section for more information.

Opening Hours

“Opening times” are defined to be the times when the main surgery doors are physically open and a patient can have face to face contact with a receptionist. The Health Boards were asked to provide the following information about their practices:

- the times the practice physically opens and closes every day;
- the times of lunchtime opening and closing;
- details of any half day closures;
- details of extended hours Direct Enhanced Services (DES) – any extra hours commissioned.

There are a number of GP practices which provide a telephone service prior to the doors being open. However, this release looks only at the time which the GP practice opens their doors to the public and a patient can have face to face contact with a receptionist.

The methodology used to aggregate the GP opening hours was the same one used in the first [GP Access](#) release published in February 2013 and in the [GP Opening Hours in Wales](#) article which published 2010 and 2011 data.

This release includes data for 2015, comparing it to 2014. 2013 data is provided in [Appendix Tables 1-3](#).

Daily Opening Hours

For this section of the release, GP practices have been assigned to one of three categories according to their daily opening hours:

- **Opened for daily core hours:**
 - Practices which were open Monday to Friday from 08:00 to 18:30 each day, with no lunch time closure (as set under the General Medical Services contract).
- **Opened within one hour of daily core hours:**
 - Practices which were open Monday to Friday from 08:00 to 18:30 each day, but closed for one hour or less for lunch on one or more days.
 - Practices which opened between 08:00 to 08:30 and closed between 18:00 to 18:30 with no lunch time closure.
- **Other practices:** This covers any GP practice which did not open between 08:00 to 08:30 and closed between 18:00 to 18:30, and were not open within one hour of daily core hours. This includes:
 - Practices which opened after 08:30 on one or more days a week;
 - Practices which closed before 18:00 on one or more days a week;
 - Practices which had one or more half day closures a week; and
 - Practices which closed for longer than 1 hour between the hours of 08:30 and 18:00 on one or more days a week.

A detailed table showing the number and percentage of practices open for daily core hours by number of days per week is available in [Appendix Table 1](#), which also includes data for 2013.

Chart 2: Percentage of practices open within one hour of daily core hours, by Health Board

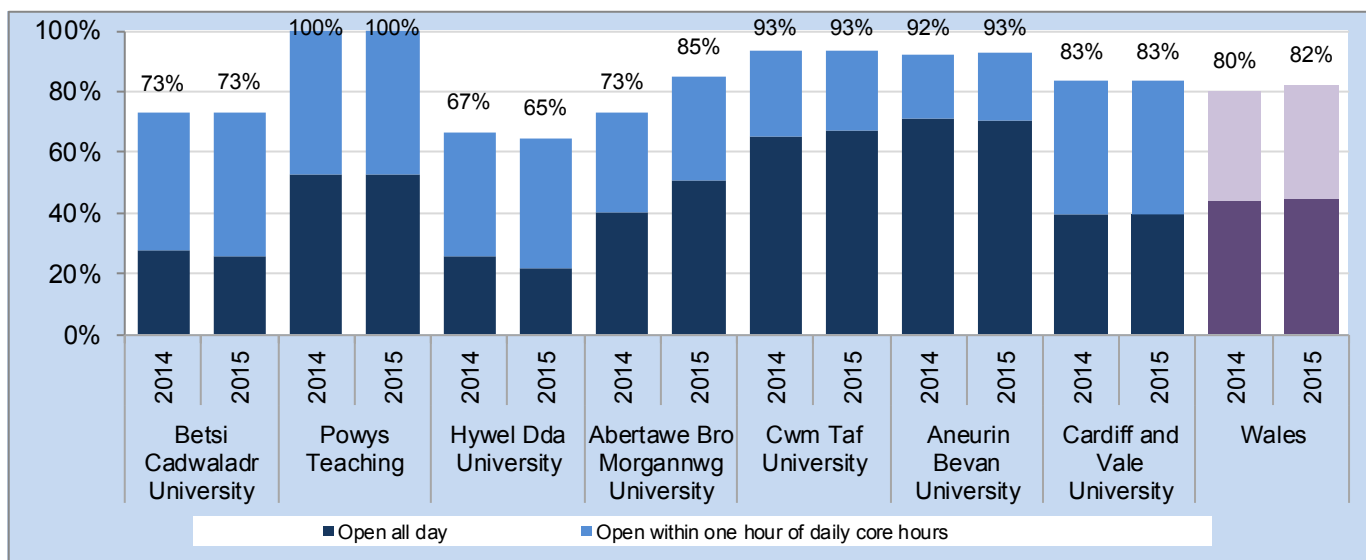


Table 2: Daily opening hours, by Health Board ⁽¹⁾

	<i>Percentage</i>												
	Open all day (daily core hours)	Open within one hour of daily core hours									Other practices ⁽²⁾		
		Closed for one hour or less for lunch			No lunch closures								
Local Health Board	2013	2014	2015	2013	2014	2015	2013	2014	2015	2013	2014	2015	
Betsi Cadwaladr University	33	28	26	1	2	3	37	43	45	30	27	27	
Powys Teaching	53	53	53	0	0	0	47	47	47	0	0	0	
Hywel Dda University	20	26	22	2	4	4	36	37	39	43	33	35	
Abertawe Bro Morgannwg University	43	40	51	4	5	1	25	28	33	28	27	15	
Cwm Taf University	60	65	67	0	0	0	31	28	26	8	7	7	
Aneurin Bevan University	67	71	71	1	1	1	20	20	21	13	8	7	
Cardiff and Vale University	31	39	39	15	6	6	30	38	38	24	17	17	
Wales	43	44	45	3	3	2	30	33	35	24	20	18	

(1) Totals may not sum exactly due to rounding.

(2) This category may include a small number of practices which open between 08:30 and 09:00 and are open for 9.5 hours. This is also the case for any practice that closed between 17:30 and 18:00, but was open for 9.5 hours.

Key Results from Chart 2 and Table 2 (Daily Opening Hours):

- In 2015, 45 per cent (204 practices) of GP practices in Wales were open all day for daily core hours, an increase from 44 per cent (203 practices) in 2014. Across Health Boards in 2015, the percentage of practices open all day for daily core hours ranged from 22 per cent in Hywel Dda to 71 per cent in Aneurin Bevan.
- 37 per cent (169 practices) of practices in Wales in 2015 were open within one hour of daily core hours, an increase from 36 per cent (166 practices) in 2014. Across Health Boards in 2015, the percentage of practices open within one hour of daily core hours ranged from 22 per cent in Aneurin Bevan to 47 per cent in Powys and Betsi Cadwaladr.
- In 2015, 82 per cent (373 practices) of GP practices in Wales were open for daily core hours or within one hour of the daily core hours as shown in [Chart 2](#). This includes 45 per cent of practices open for daily core hours, 2 per cent open for daily core hours but closed for one hour or less for lunch and 35 per cent of practices open between 08:00 to 08:30 and closed between 18:00 to 18:30 with no lunch time closure.
- The percentage of practices in the 'other practices' category fell from 20 per cent (90 practices) in 2014 to 18 per cent (80 practices) in 2015. In 2015 Powys had no practices in the 'other practices' category, while 35 per cent of the practices in Hywel Dda were in this category.
- Abertawe Bro Morgannwg experienced the largest increase in percentage of practices open for daily core hours, from 40 per cent in 2014 to 51 per cent in 2015. Hywel Dda experienced the largest decrease in percentage of practices open for daily core hours, from 26 per cent in 2014 to 22 per cent in 2015.
- The percentage of practices open all day or within one hour of daily core hours in 2015 has increased or stayed the same in every Health Board except in Hywel Dda, which has decreased from 67 per cent in 2014 to 65 per cent in 2015.

Weekly Opening Hours

A small number of GP practices were close to meeting the full duration of the daily core hours but fell slightly short of the criteria set out in the Daily Opening Hours section. For example, if a practice opened 08:00 to 18:30 with no lunch break for four days but closed at 17:00 on the other day, then it would be included in the 'Other practices' category in the previous section. However, this is in fact very close to the daily core hours.

To take these practices into account, the number of hours GP practices across Wales were open for during a week was examined. GP practice opening times have been considered against a weekly total of 52 hours and 30 minutes (10 hours and 30 minutes per day).

Practices have been grouped according to the percentage of weekly total hours they were open for. Full tables on the percentage of practices in a Health Board open for different percentage intervals of weekly total hours can be found in [Appendix Table 2](#), which includes data for 2013.

Chart 3: Percentage of practices open for 95 per cent or more of weekly total hours, by Health Board

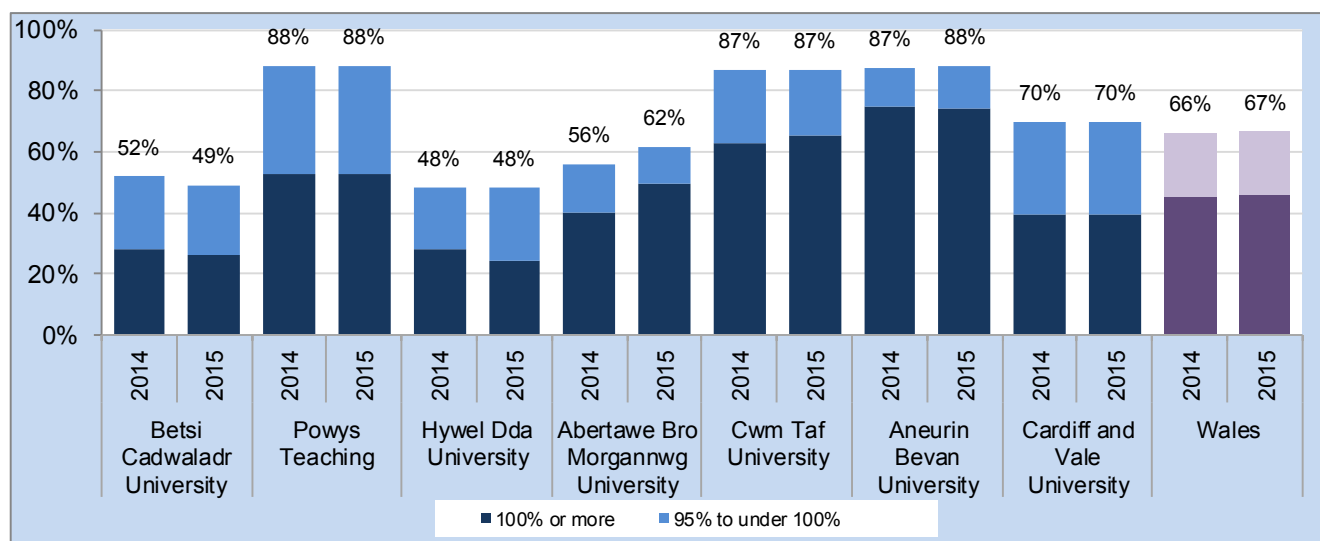
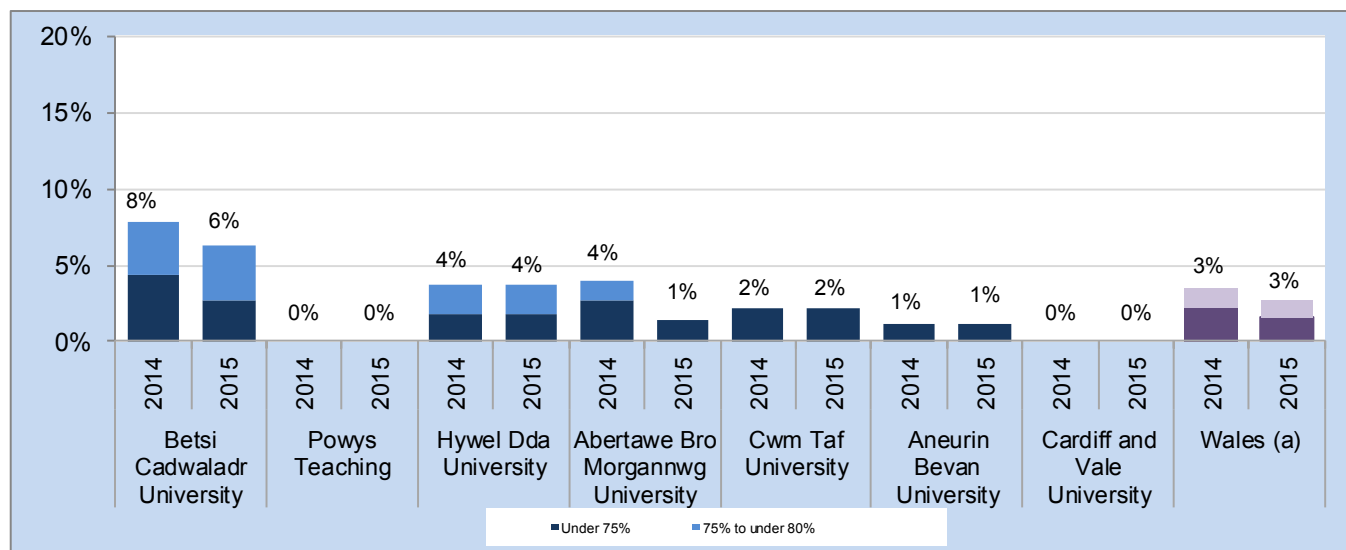


Chart 3 looks at the percentage of practices open for 95 per cent (49 hours and 53 minutes) or more of weekly total hours in 2014 and 2015. Each bar is split to show the percentage of practices open for 100 per cent (52 hours and 30 minutes) or more of weekly total hours and the percentage open for 95 per cent to under 100 per cent of weekly total hours.

The '100 per cent or more' category includes practices that offer and participate in the Extended Opening Hours (Directed Enhanced Services). Further information on Extended Opening Hours can be found later in the section '[Direct Enhanced Services](#)' and in the section '[Key Quality Information](#)'.

Chart 4: Percentage of practices open for less than 80 per cent of weekly total hours, by Health Board



(a) For the overall Wales total the difference between 2014 and 2015 is 1 percentage point but due to rounding they are both shown as 3 per cent.

Chart 4 looks at how the percentage of practices open for 80 per cent (42 hours) or less of weekly total hours in 2015 compared to 2014. Each bar is split to show the percentage open for 75 per cent (39 hours and 23 minutes) or less of weekly total hours and the percentage open between 75 per cent and 80 per cent of weekly total hours.

Key Results from Charts 3 and 4 (Weekly Opening Hours):

- In 2015, 45 per cent (206 practices) of practices in Wales were open for 100 per cent or more of the weekly total hours, while 21 per cent (96 practices) of practices were open between 95 per cent and 100 per cent of weekly total hours. As shown in Chart 3, this contributed to the 67 per cent (302 practices) of practices in Wales that were open for 95 per cent or more of weekly total hours in 2015; an increase from 66 per cent (304 practices) in 2014.
- Across Health Boards in 2015, the percentage of practices open for 95 per cent or more of total weekly hours ranged from 48 per cent in Hywel Dda to 88 per cent in Powys and Aneurin Bevan.
- In 2015, 2 per cent (7 practices) of practices in Wales were open for under 75 per cent of the weekly total hours, while the percentage of practices open between 75 per cent and 80 per cent of weekly total hours was 1 per cent (5 practices). This contributed to the 3 per cent (12 practices) of practices open for under 80 per cent of weekly total hours in 2015; the same as in 2014 (16 practices).
- Powys and Cardiff and Vale had no practices open for under 80 per cent of weekly total hours in 2015, while Betsi Cadwaladr had the highest percentage at 6 per cent.

Half Day Closures

A half day closure is defined as a practice which closes before 14:00 on one or more days a week. Chart 5 and Table 3 show the percentage of practices that were open for daily core hours or within one hour of daily core hours on four days of the week with one half day closure on the other day.

Chart 5: Percentage of practices opened for daily core hours, or within one hour of daily core hours, with one half day closure a week

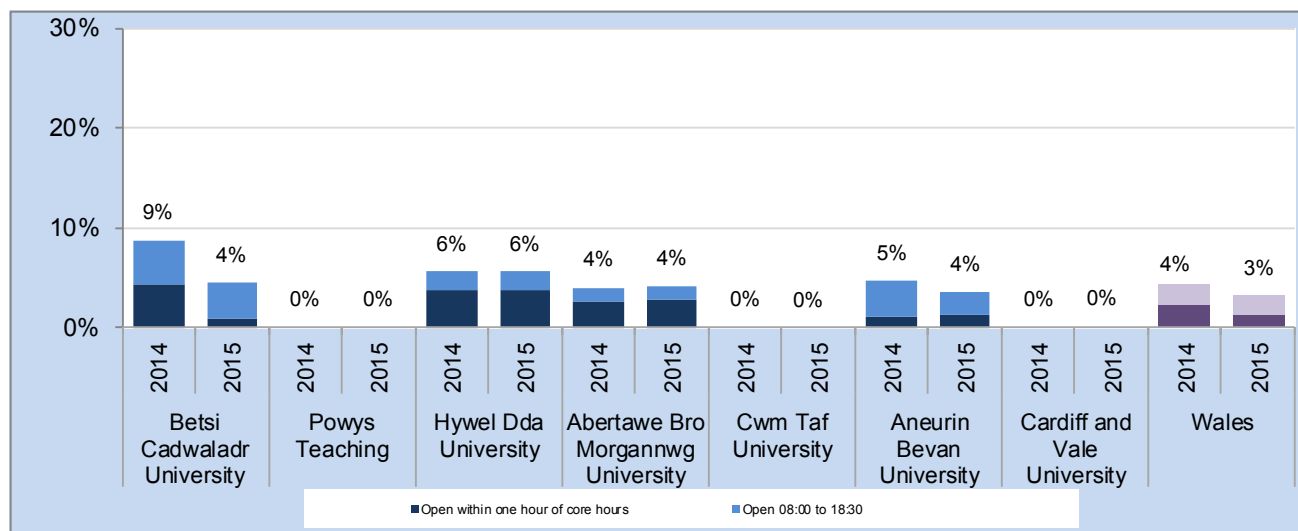


Table 3: Percentage of GP practices with one half day closure a week, by daily opening hours ⁽¹⁾

Health Board	Percentage								
	Open within one hour of						Other Practices ^{(2) (3)}		
	Open 08:00 to 18:30			daily core hours			2013	2014	2015
	2013	2014	2015	2013	2014	2015	2013	2014	2015
Betsi Cadwaladr University	3	4	4	2	4	1	4	4	4
Powys Teaching	0	0	0	0	0	0	0	0	0
Hywel Dda University	4	2	2	5	4	4	4	4	4
Abertawe Bro Morgannwg University	3	1	1	3	3	3	1	1	0
Cwm Taf University	0	0	0	2	0	0	0	0	0
Aneurin Bevan University	5	3	2	2	1	1	0	0	0
Cardiff and Vale University	0	0	0	0	0	0	0	0	0
Wales	3	2	2	2	2	1	2	2	1

(1) Totals may not sum exactly due to rounding, eg in 2013 the sum is 3+2+2=6 per cent.

(2) This covers GP practices that were not open between 08:00 and 08:30 and closed between 18:00 to 18:30, and were not open within one hour of daily core hours.

(3) Some practices in this category have more than one half day closure a week.

Key Results from Chart 5 and Table 3 (Half Day Closures):

- In Wales, the percentage of practices with half day closures was 4 per cent (20 practices) in 2015, a decrease compared to 6 per cent (27 practices) in 2014.
- Across Health Boards in 2015, the percentage of practices with half day closures ranged from zero per cent in Cardiff and Vale, Cwm Taf and Powys, to 9 per cent in Hywel Dda.
- In 2015, 3 per cent (14 practices) of GP practices in Wales were open for daily core hours, or within one hour of daily core hours with one half day closure a week, a decrease from 4 per cent (20 practices) in 2014.

Appointment Times

'Appointment times' are defined to be the times when the practice regularly offers planned consultation sessions with a GP to patients. Health Boards were asked to provide the following information about their practices:

- the first appointment time offered in the morning, where a patient can have a face-to-face contact with a GP, Monday to Friday;
- the appointment times offered in the morning and the afternoon sessions;
- the finish time of the last appointment offered in the evening, where a patient can have a face-to-face contact with a GP, Monday to Friday. If a practice appointment finish time was on the hour (i.e. 17:00 or 18:00) or past the half hour (i.e. 18:30) then the assumption was that the last appointment offered will be before this time.

There are a number of GP practices which provide telephone services, unplanned emergency sessions, extended specialist clinics (e.g. flu immunisations), or ad hoc untimed periods where a duty doctor is in the practice. However, this release looks specifically at appointment times offered to patients and where a patient can have a face-to-face contact with a GP.

In relation to access to GP services, NHS Wales Informatics Services (NWIS) has developed *My Health Online (MHOL)*, a service which enables patients to make GP appointments, order repeat prescriptions and update personal details online <http://www.wales.nhs.uk/nwis/page/52549>. In addition, GPs are now using *My Health Text* with the aim of delivering a number of benefits such as a reduction in DNA (did not attend) rates and improved patient experience <http://www.wales.nhs.uk/nwis/page/83374>

In this release, please note that throughout the appointment times section, the total of no week days and at least two week days will not always add up to 100%. The practices which fall under the one week day category for each of the different appointment time periods will make up the rest of the corresponding 100%.

Analyses by half hour periods are included in this section to provide more detail of evening appointments offered between 17:00 and 18:30. To clarify what is meant by practices offering appointments during specific time periods the statistics which were referred to in the 2013 release (published February 2013) as "practices offering appointments **between** [*a time period*]" are now referred to as "practices offering appointments **at any time between** [*a time period*]".

[Chart 8](#) and [Table 6](#) present summary data on practices offering appointments for the whole period of 17:00 to 17:30 and [Appendix Table 6](#) provides more detail and some 2013 data. The other associated Appendix Table 9 repeats the number of practices offering appointments on two or more days a week for the whole of the period, but in addition presents counts of practices offering appointments for only part of this period, and at any time during this period. For example if a practice offered appointments between 17:00 and 17:15 it would be counted as "offering appointments for part of the period"; if it offered appointments until 17:45 it would count as "offering appointments for the whole of the period".

[Chart 9](#), [Table 6](#), [Appendix 7](#) and [Appendix 10](#) present the same kind of data for 17:30 to 18:00. [Chart 10](#), [Table 7](#), [Appendix 8](#) and [Appendix 11](#) present the same kind of data for 18:00 to 18:30.

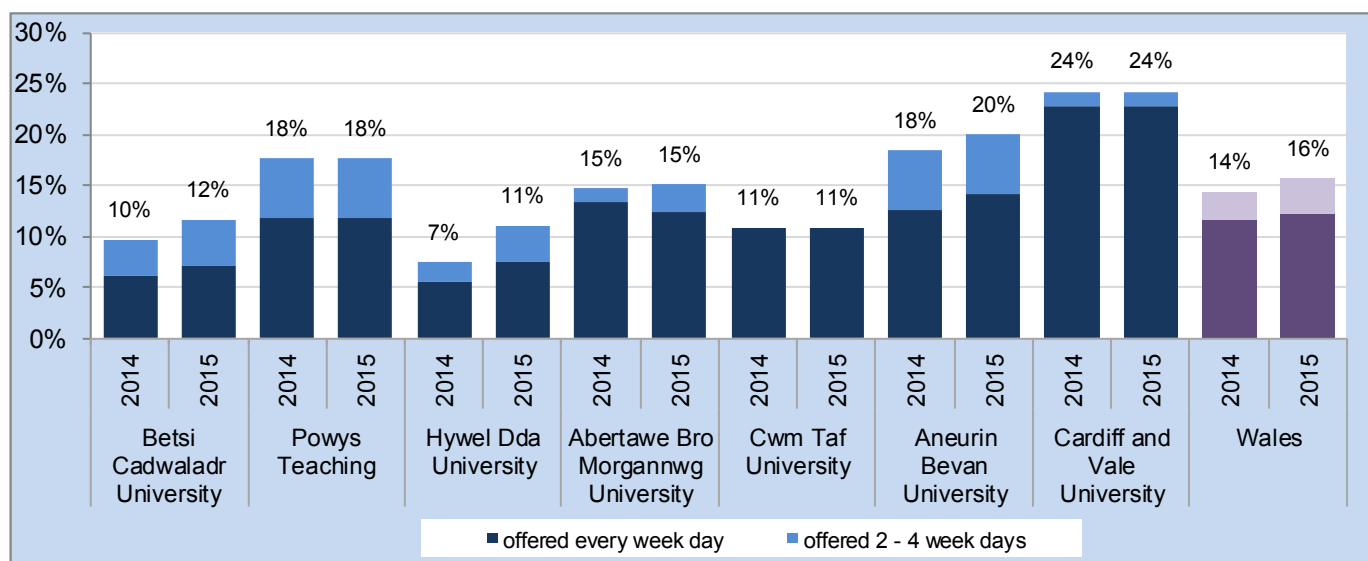
The methodology used to aggregate the GP appointment times was the same one used in the first [GP Access](#) release published in February 2013 and in the [GP Appointment Times](#) in Wales article

which published 2011 data. This release includes new data for 2015, comparing it to 2014 and in some tables, to 2013.

Detailed tables displaying appointments offered by number of days per week can be found in [Appendix Tables 4 - 12](#).

Appointments Offered Before 08:30

Chart 6: Percentage of practices offering appointments before 08:30 at least two week mornings, by Health Board(a)



(a) The percentages shown on the chart show the percentage of practices offering appointments before 08:30 at least two week mornings

Table 4: Percentage of practices offering appointments before 08:30, by number of week days and Health Board

Local Health Board	Percentage								
	no week days			at least two week days			every week day		
	2013	2014	2015	2013	2014	2015	2013	2014	2015
Betsi Cadwaladr University	97	90	88	3	10	12	1	6	7
Powys Teaching	88	82	82	12	18	18	6	12	12
Hywel Dda University	91	87	80	7	7	11	5	6	7
Abertawe Bro Morgannwg University	86	84	84	13	15	15	13	13	12
Cwm Taf University	85	89	89	15	11	11	10	11	11
Aneurin Bevan University	76	74	72	18	18	20	13	13	14
Cardiff and Vale University	75	73	73	22	24	24	21	23	23
Wales	86	83	81	12	14	16	10	12	12

A more detailed table with further information is presented in [Appendix Table 4](#).

Key Results from Chart 6 and Table 4 (Appointments offered before 08:30):

- Four out of five practices in Wales did not offer any appointments before 08:30 on any mornings; this has changed only a little since 2012.
- Between 2014 and 2015, the percentage of practices offering appointments before 08:30 on at least two week days in Wales increased from 14 per cent (66 practices) to 16 per cent (71 practices). Across Health Boards in 2015, the percentage ranged from 11 per cent in Hywel Dda and Cwm Taf to 24 per cent in Cardiff and Vale.
- In 2015, 12 per cent (55 practices) of practices in Wales offered appointments before 08:30 every week day, the same percentage as in 2014 (53 practices).

Appointments Offered At Any Time Between 17:00 and 18:30

Chart 7: Percentage of practices offering appointments at any time between 17:00 and 18:30 at least two week days, by Health Board

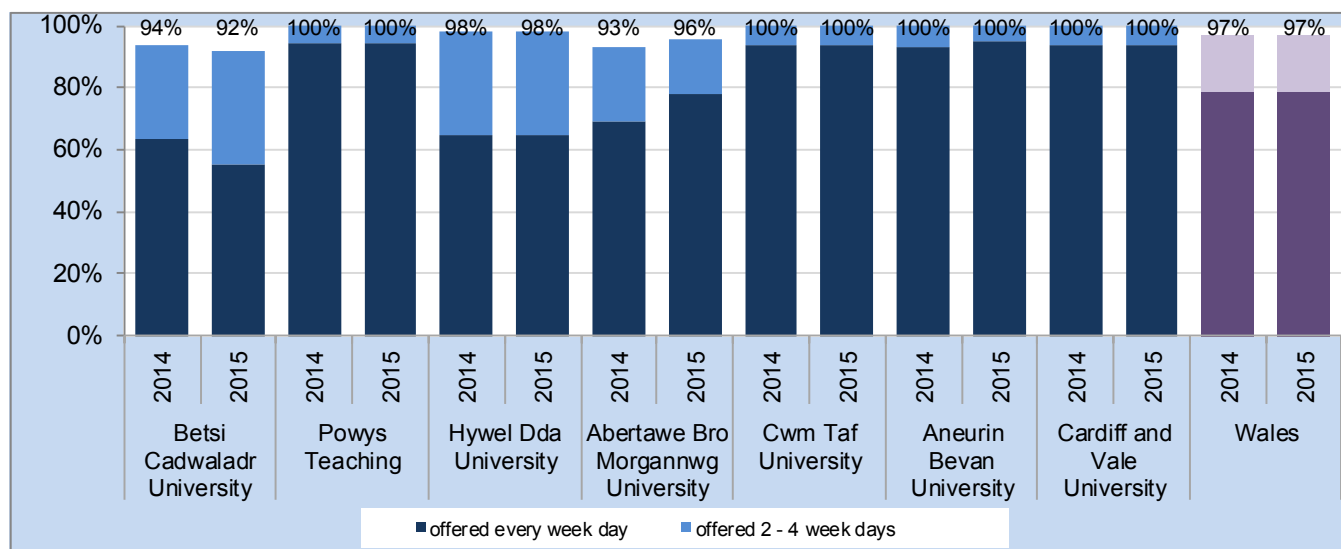


Table 5: Percentage of practices offering appointments at any time between 17:00 and 18:30, by number of week days and Health Board

Local Health Board	Percentage								
	no week days			at least two week days			every week day		
	2013	2014	2015	2013	2014	2015	2013	2014	2015
Betsi Cadwaladr University	6	6	6	94	94	92	63	63	55
Powys Teaching	0	0	0	100	100	100	100	94	94
Hywel Dda University	4	0	0	93	98	98	54	65	65
Abertawe Bro Morgannwg University	9	4	3	87	93	96	61	69	78
Cwm Taf University	0	0	0	100	100	100	94	93	93
Aneurin Bevan University	0	0	0	100	100	100	93	93	95
Cardiff and Vale University	0	0	0	100	100	100	93	94	94
Wales	3	2	2	95	97	97	76	79	79

A more detailed table with further information is presented in [Appendix Table 5](#).

Key Results from Chart 7 and Table 5 (Appointments offered at any time between 17:00 and 18:30):

- In 2015, 97 per cent (440 practices) of practices in Wales offered appointments at any time between 17:00 and 18:30 at least two week days, the same percentage as in 2014 (446 practices). At Health Board level, Aneurin Bevan, Cardiff and Vale, Cwm Taf and Powys all achieved the highest percentage at 100 per cent, and Betsi Cadwaladr had the lowest at 92 per cent.
- The percentage of practices offering appointments at any time between 17:00 and 18:30 every week day has stayed the same at 79 per cent (356 practices) in 2015 compared to 2014 (361 practices).
- In 2015, 2 per cent (9 practices) of practices in Wales did not offer any appointments at any time between 17:00 and 18:30, the same percentage as in 2014 (10 practices).

Appointments Offered During the Whole Half Hour Between 17:00 and 17:30

Chart 8: Percentage of practices offering appointments during the whole half hour between 17:00 and 17:30 at least two week days, by Health Board

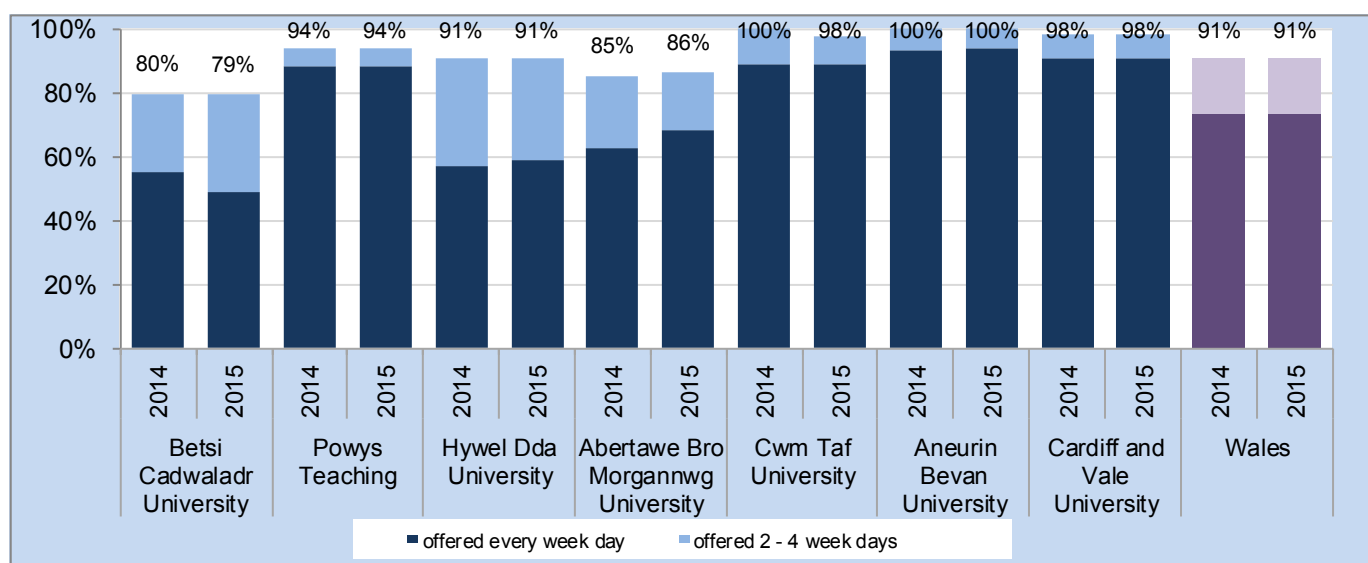


Table 6: Percentage of practices offering appointments during the whole half hour between 17:00 and 17:30, by number of week days and Health Board

Local Health Board	Percentage								
	no week days			at least two week days			every week day		
	2013	2014	2015	2013	2014	2015	2013	2014	2015
Betsi Cadwaladr University	17	19	19	82	80	79	56	55	49
Powys Teaching	0	0	0	100	94	94	100	88	88
Hywel Dda University	5	4	6	88	91	91	46	57	59
Abertawe Bro Morgannwg University	20	11	11	74	85	86	53	63	68
Cwm Taf University	0	0	2	100	100	98	90	89	89
Aneurin Bevan University	0	0	0	100	100	100	93	93	94
Cardiff and Vale University	3	2	2	96	98	98	87	91	91
Wales	9	7	8	89	91	91	71	74	74

A more detailed table with further information is presented in [Appendix Table 6](#) and [Appendix Table 9](#).

Key Results from Chart 8 and Table 6 (Appointments offered during the whole half hour between 17:00 and 17:30):

- In 2015, 91 per cent (412 practices) of practices in Wales offered appointments during the whole half hour between 17:00 and 17:30 at least two week days, the same percentage as in 2014 (418 practices). At Health Board level, the percentage ranged from 79 per cent in Betsi Cadwaladr to the maximum 100 per cent in Aneurin Bevan.
- The percentage of practices across Wales offering appointments during the whole half hour between 17:00 and 17:30 every week day also stayed the same at 74 per cent (333 practices) in 2015 compared to 2014 (338 practices).
- In 2014, 8 per cent (34 practices) of practices in Wales offered no appointments during the whole half hour between 17:00 and 17:30 on any week day, an increase compared to 7 per cent in 2014.

Appointments Offered During the Whole Half Hour Between 17:30 and 18:00

Chart 9: Percentage of practices offering appointments during the whole half hour between 17:30 and 18:00 at least two week days, by Health Board

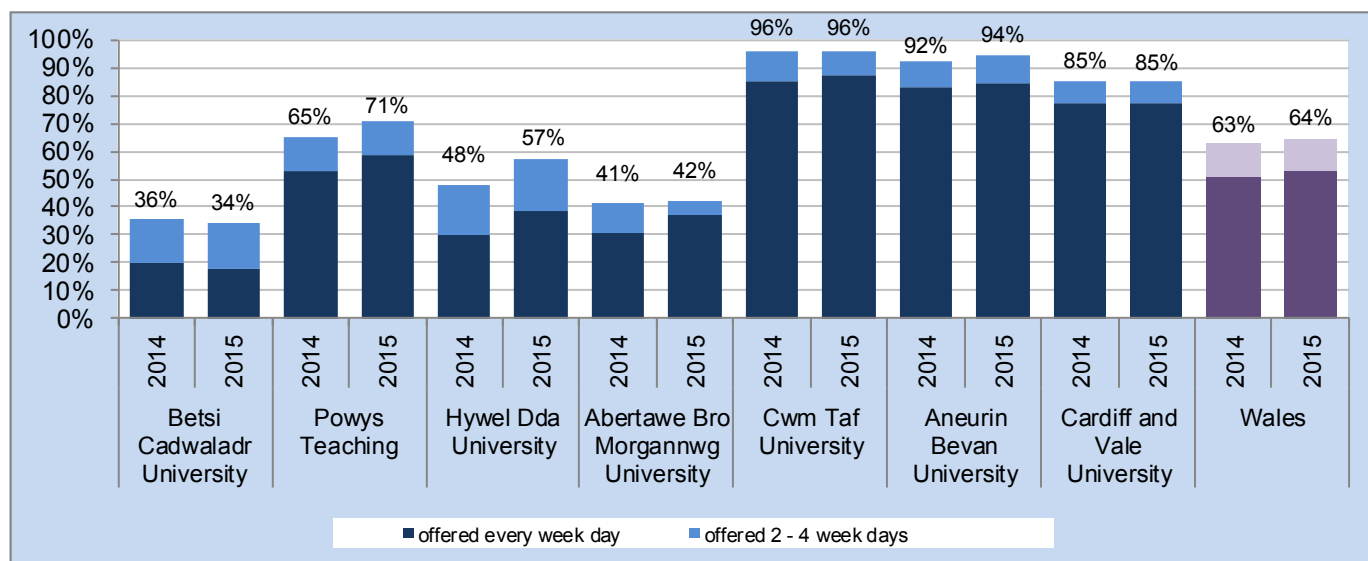


Table 7: Percentage of practices offering appointments during the whole half hour between 17:30 and 18:00, by number of week days and Health Board

Local Health Board	Percentage								
	no week days			at least two week days			every week day		
	2013	2014	2015	2013	2014	2015	2013	2014	2015
Betsi Cadwaladr University	65	62	63	34	36	34	17	20	18
Powys Teaching	53	35	29	41	65	71	35	53	59
Hywel Dda University	61	50	33	36	48	57	21	30	39
Abertawe Bro Morgannwg University	76	57	52	22	41	42	17	31	37
Cwm Taf University	0	4	4	100	96	96	88	85	87
Aneurin Bevan University	7	7	6	92	92	94	80	83	85
Cardiff and Vale University	31	15	15	69	85	85	60	77	77
Wales	44	36	33	55	63	64	44	51	53

A more detailed table with further information is presented in [Appendix Table 7](#) and [Appendix Table 10](#).

Key Results from Chart 9 and Table 7 (Appointments offered during the whole half hour between 17:30 and 18:00):

- In 2015, 64 per cent (292 practices) of practices in Wales offered appointments during the whole half hour between 17:30 and 18:00 at least two week days, a slight increase from 63 per cent (289 practices) in 2014. At Health Board level, the percentage ranged from 34 per cent in Betsi Cadwaladr to 96 per cent in Cwm Taf.
- The percentage of practices across Wales offering appointments during the whole half hour between 17:30 and 18:00 every week day increased from 51 per cent (233 practices) in 2014 to 53 per cent (241 practices) in 2015.

- In 2014, 33 per cent (149 practices) of practices in Wales offered no appointments during the whole half hour between 17:30 and 18:00 on any week day, a decrease of 3 percentage points from 2014.

Appointments Offered During the Whole Half Hour Between 18:00 and 18:30

Chart 10: Percentage of practices offering appointments during the whole half hour between 18:00 and 18:30 at least two week days, by Health Board

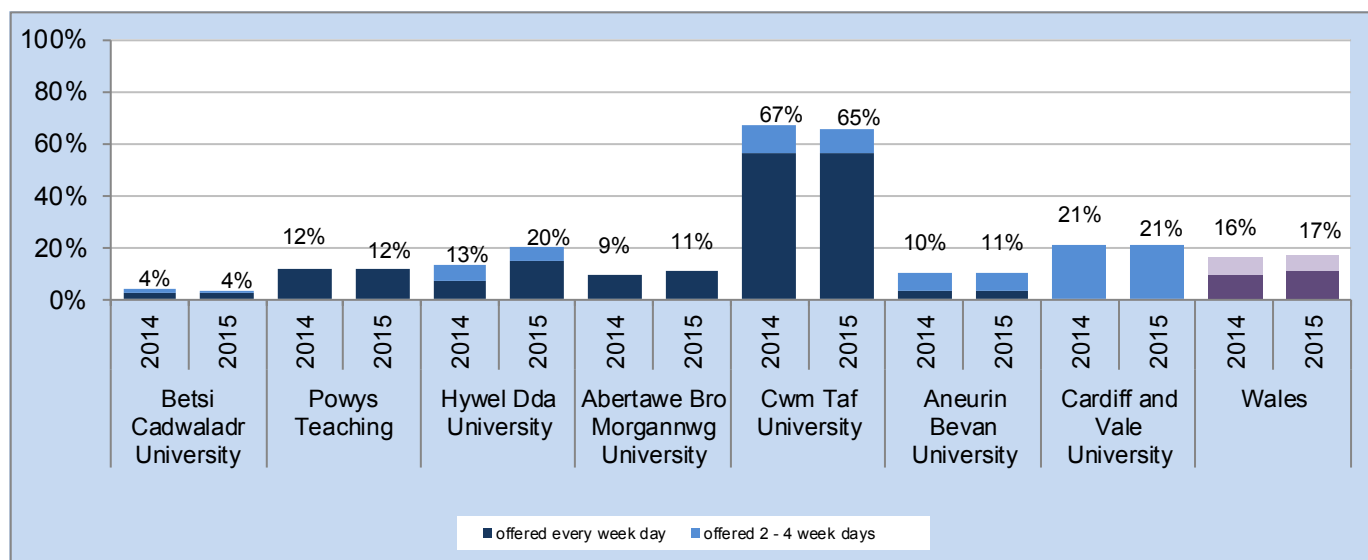


Table 8: Percentage of practices offering appointments during the whole half hour between 18:00 and 18:30, by number of week days and Health Board

Local Health Board	no week days			at least two week days			every week day		
	2013	2014	2015	2013	2014	2015	2013	2014	2015
Betsi Cadwaladr University	96	96	96	4	4	4	3	3	3
Powys Teaching	100	88	88	0	12	12	0	12	12
Hywel Dda University	86	83	78	9	13	20	5	7	15
Abertawe Bro Morgannwg University	95	88	86	4	9	11	1	9	11
Cwm Taf University	21	33	35	77	67	65	60	57	57
Aneurin Bevan University	71	72 (r)	72	13	10	11	5	3	4
Cardiff and Vale University	82	77	77	15	21	21	15	0	0
Wales	80	79	78	15	16	17	11	10	11

(r) A small administration error was identified during data validation process.

See [revision](#) notes.

A more detailed table with further information is presented in [Appendix Table 8](#) and [Appendix Table 11](#).

Key Results from Chart 10 and Table 8 (Appointments offered during the whole half hour between 18:00 and 18:30):

- In 2014, 17 per cent (78 practices) of practices in Wales offered appointments during the whole half hour between 18:00 and 18:30 at least two week days, a slight increase from 16 per cent (75 practices) in 2014. At Health Board level, the percentage ranged from 4 per cent in Betsi Cadwaladr to 65 per cent in Cwm Taf.

- The percentage of practices across Wales offering appointments during the whole half hour between 18:00 and 18:30 every week day increased slightly from 10 per cent (45 practices) in 2014 to 11 per cent (50 practices) in 2015.
- In 2015, 78 per cent (355 practices) of practices in Wales offered no appointments during the whole half hour between 18:00 and 18:30 on any week day, a slight decrease from 79 per cent (364 practices) in 2014.

Extended Opening Hours

In 2008-09, four new clinical [Directed Enhanced Services](#) (DESs) and the Extended Opening Hours DES were introduced. Directed Enhanced Services are an enhanced level of service or activity provided by some GP practices that have been negotiated nationally. Where Health Boards were satisfied that GP practices were meeting the reasonable need of its patients within core hours (08:00 to 18:30, Monday to Friday), GP practices were encouraged to participate in the Extended Opening Hours DES and open for additional hours outside of their core hours to meet the needs of patients in their local area.

Health Boards undertook an updated review of extended access arrangements after 18:30 on week nights in 2014, which resulted in two health boards decommissioning their extended opening hours.

In 2015 there were 33 practices that were open for extended hours at least one week day.

Table 9 displays the percentage of practices open for extended hours at least one week day, and the percentage of practices offering appointments after 18:30 at least one week day.

Table 9: Percentage of practices with extended opening hours and offering appointments after 18:30 at least one week day

Health Boards	Percentage					
	Open for Extended Hours at least one week day			Offer appointments after 18:30 at least one week day		
	2013	2014	2015	2013	2014	2015
Betsi Cadwaladr University	0	0	0	0	0	0
Powys Teaching	0	0	0	0	0	0
Hywel Dda University	5	6	7	7	7	13
Abertawe Bro Morgannwg University	29	0	0	25	0	1
Cwm Taf University	8	0	0	2	0	0
Aneurin Bevan University	32	33	34	31	33	34
Cardiff and Vale University	0	0	0	0	0	0
Wales	12	7	7	11	7	8

See [revision](#) notes.

A more detailed table with further information is presented in [Appendix Table 12](#).

Key Results from Table 9 (Extended Services):

- In 2015, 7 per cent of practices in Wales were open for extended hours at least one week day, the same percentage as in 2014. These were in Hywel Dda and Aneurin Bevan.
- 8 per cent of practices in Wales offered appointments after 18:30 at least one week day in 2015, a slight increase from 7 per cent in 2014. Note that this includes a number of practices which

offered appointments only up to 18:45. No practices in Betsi Cadwaladr, Powys or Cardiff and Vale offered any appointments after 18:30 at least one week day in 2013, 2014 or 2015.

Weekend Appointments

There are 2 practices in Wales offer appointments on alternative Saturdays. These practices are located in Abertawe Bro Morgannwg University and Aneurin Bevan University Local Health Boards.

The National Survey for Wales

The release 'National Survey for Wales: Headline results, April 2014 - March 2015' includes a small section about GP Access. The release can be found here:

<http://gov.wales/statistics-and-research/nationals-survey/?lang=en>

There are also some tables that relate to GP Access and satisfaction with GP services under the National Survey section of StatsWales. These tables can be found here:

<https://statswales.wales.gov.uk/Download/File?fileId=458>

Key Quality Information

1. The [General Medical Services contract](#) is the UK-wide contract between general practices and primary care organisations for delivering primary care services to local communities. Under the General Medical Services contract, GP practice core hours are Monday to Friday between 08:00 and 18:30, except Good Friday, Christmas Day and Bank Holidays. GP practices are responsible for providing essential and additional services within core hours at times which are appropriate to meet the reasonable needs of its patients.
In addition GP practices are required to have arrangements in place for patients to access such services throughout core hours in case of emergency. However, appointments are not necessarily available for the full duration of these opening times, as time also needs to be allocated to deal with referral letters, updating patient notes, domiciliary consultations, telephone consultations etc.
2. This is management information and the data was reported by Health Boards. The data is correct as at the end of November 2015 (covering the period from December 2014 to November 2015).
3. This information was collected by the Knowledge and Analytical Services within the Welsh Government, to give a better idea of the opening hours and appointment times of GP practices across Wales.
4. The seven Health Boards were contacted directly and asked to provide opening hours and appointment times of their GP main surgeries. The data were captured in a spreadsheet.
5. Due to the variable natures of the services offered by a branch surgery, the information above was requested for main surgeries only. As a result, this report does not include any data for branch surgeries. In some instances the main surgery may offer a “full” service spread across several “branch surgeries”; this data, however, will only include the appointment times.
6. For the purpose of this release, GP practice opening hours have been considered against a weekly aggregated total of 52 hours and 30 minutes. It should however be noted that under the General Medical Services contract, GP practice core hours are based on daily opening times and there is no weekly requirement for GP practices.
7. In 2008-09, four new clinical [Directed Enhanced Services](#) (DESs) and the Extended Opening Hours DES were introduced. Directed Enhanced Services are an enhanced level of service or activity provided by some GP practices that have been negotiated nationally. Where Health Boards were satisfied that GP practices were meeting the reasonable need of its patients within core hours (08:00 to 18:30, Monday to Friday), GP practices were encouraged to participate in the Extended Opening Hours DES and open for additional hours outside of their core hours to meet the needs of patients in their local area.
Abertawe Bro Morgannwg and Cwm Taf University Health Boards decommissioned this service in 2014.
8. Where practices operate on a fortnightly timetable (fewer than ten practices) the week with the most hours has been used.
9. Separate statistical articles on GP Opening Hours and GP Appointment Times were published by the Welsh Government in 2012. They can be found at:
<http://gov.wales/statistics-and-research/gp-access-wales/?lang=en#/statistics-and-research/gp-access-wales/?tab=previous&lang=en>

Revisions

During the data validation process a small administrative error was identified on table 8 for Aneurin Bevan University Health Board. This resulted in a revision from 71% to 72%. This has also affected Appendix table 8 where the figure for 0 days has increased from 62 to 62 and the figure for 1 day has decreased from 16 to 15. These changes have also affected the wales total and corresponding percentages.

Revised figures have been marked with an “r”, in the relevant tables, charts and in the related text throughout.



All content is available under the Open Government Licence v3.0 , except where otherwise stated.
<http://www.nationalarchives.gov.uk/doc/open-government-licence/version/3/>

Appendix

Appendix Table 1: Number and percentages of practices open for core hours, by Health Board

Health Board	0 week days			1 week day			2 week days			3 week days			4 week days			5 week days		
	2013	2014	2015	2013	2014	2015	2013	2014	2015	2013	2014	2015	2013	2014	2015	2013	2014	2015
Numbers																		
Betsi Cadwaladr University	65	71	73	1	1	1	4	1	1	1	2	2	6	7	6	38	32	29
Powys Teaching	8	8	8	0	0	0	0	0	0	0	0	0	0	0	0	9	9	9
Hywel Dda University	42	38	39	0	0	1	0	0	0	0	0	0	3	2	2	11	14	12
Abertawe Bro Morgannwg University	40	43	35	0	1	0	0	0	0	1	0	0	2	1	1	33	30	37
Cwm Taf University	18	15	14	0	0	0	1	1	1	0	0	0	0	0	0	29	30	31
Aneurin Bevan University	20	20	21	1	1	1	1	0	0	1	0	0	6	4	3	58	62	60
Cardiff and Vale University	42	38	38	1	1	1	1	0	0	0	0	0	2	1	1	21	26	26
Wales	235	233	228	3	4	4	7	2	2	3	2	2	19	15	13	199	203	204
Percentages																		
Betsi Cadwaladr University	57	62	65	1	1	1	3	1	1	1	2	2	5	6	5	33	28	26
Powys Teaching	47	47	47	0	0	0	0	0	0	0	0	0	0	0	0	53	53	53
Hywel Dda University	75	70	72	0	0	2	0	0	0	0	0	0	5	4	4	20	26	22
Abertawe Bro Morgannwg University	53	57	48	0	1	0	0	0	0	1	0	0	3	1	1	43	40	51
Cwm Taf University	38	33	30	0	0	0	2	2	2	0	0	0	0	0	0	60	65	67
Aneurin Bevan University	23	23	25	1	1	1	1	0	0	1	0	0	7	5	4	67	71	71
Cardiff and Vale University	63	58	58	1	2	2	1	0	0	0	0	0	3	2	2	31	39	39
Wales	50	51	50	1	1	1	2	0	0	1	0	0	4	3	3	43	44	45

Appendix Table 2: Percentage of practices open for different percentage intervals of weekly total hours, by Health Board

Health Board	Percentage																				
	Under 75%			75% to under 80%			80% to under 85%			85% to under 90%			90% to under 95%			95% to under 100%			100% or more		
	2013	2014	2015	2013	2014	2015	2013	2014	2015	2013	2014	2015	2013	2014	2015	2013	2014	2015	2013	2014	2015
Betsi Cadwaladr University	2	4	3	4	4	4	3	4	4	14	10	12	26	26	29	17	24	23	33	28	26
Powys Teaching	0	0	0	0	0	0	0	0	0	0	0	0	18	12	12	29	35	35	53	53	53
Hywel Dda University	4	2	2	0	2	2	7	2	0	21	15	15	25	31	33	23	20	24	20	28	24
Abertawe Bro Morgannwg University	4	3	1	3	1	0	14	15	7	3	5	5	24	20	25	9	16	12	43	40	49
Cwm Taf University	2	2	2	0	0	0	2	0	0	2	2	2	8	9	9	23	24	22	63	63	65
Aneurin Bevan University	0	1	1	0	0	0	2	2	2	6	5	4	9	5	5	10	13	14	72	75	74
Cardiff and Vale University	0	0	0	0	0	0	7	5	5	12	6	6	25	20	20	24	30	30	31	39	39
Wales	2	2	2	2	1	1	6	5	3	9	7	7	20	19	20	17	21	21	44	45	45

The following table shows the corresponding total hours for the percentages of the weekly total hours used above.

Percentage of weekly total hours	Total hours (hours. minutes)
75%	39.23
80%	42.00
85%	44.38
90%	47.15
95%	49.53
100%	52.30

Appendix Table 3: Percentage of GP practices with one half day closure a week, by daily opening hours and Health Board

Health Board	<i>Percentage</i>											
	Open 08:00 to 18:30			Open within one hour of daily core hours			Other Practices (a)			Total		
	2013	2014	2015	2013	2014	2015	2013	2014	2015	2013	2014	2015
Betsi Cadwaladr University	3	4	4	2	4	1	4	4	4	10	12	8
Powys Teaching	0	0	0	0	0	0	0	0	0	0	0	0
Hywel Dda University	4	2	2	5	4	4	4	4	4	13	9	9
Abertawe Bro Morgannwg University	3	1	1	3	3	3	1	1	0	7	5	4
Cwm Taf University	0	0	0	2	0	0	0	0	0	2	0	0
Aneurin Bevan University	5	3	2	2	1	1	0	0	0	7	5	4
Cardiff and Vale University	0	0	0	0	0	0	0	0	0	0	0	0
Wales	3	2	2	2	2	1	2	2	1	6	6	4

(a) This covers GP practices that were not open between 08:00 and 08:30 and closed between 18:00 to 18:30, and were not open within one hour of daily core hours.

Appendix Table 4: Number and percentages of practices offering appointments before 08:30, by number of week days and Health Board

Health Board	0 week days			1 week day			2 week days			3 week days			4 week days			5 week days		
	2013	2014	2015	2013	2014	2015	2013	2014	2015	2013	2014	2015	2013	2014	2015	2013	2014	2015
Numbers																		
Betsi Cadwaladr University	112	103	99	0	0	0	0	0	1	2	1	2	0	3	2	1	7	8
Powys Teaching	15	14	14	0	0	0	1	0	0	0	1	1	0	0	0	1	2	2
Hywel Dda University	51	47	43	1	3	5	1	0	0	0	1	2	0	0	0	3	3	4
Abertawe Bro Morgannwg University	65	63	61	1	1	1	0	1	1	0	0	0	0	0	1	10	10	9
Cwm Taf University	41	41	41	0	0	0	1	0	0	0	0	0	1	0	0	5	5	5
Aneurin Bevan University	66	64	61	5	7	7	3	3	3	0	0	0	2	2	2	11	11	12
Cardiff and Vale University	50	48	48	2	2	2	0	0	0	1	1	1	0	0	0	14	15	15
Wales	400	380	367	9	13	15	6	4	5	3	4	6	3	5	5	45	53	55
Percentages																		
Betsi Cadwaladr University	97	90	88	0	0	0	0	0	1	2	1	2	0	3	2	1	6	7
Powys Teaching	88	82	82	0	0	0	6	0	0	0	6	6	0	0	0	6	12	12
Hywel Dda University	91	87	80	2	6	9	2	0	0	0	2	4	0	0	0	5	6	7
Abertawe Bro Morgannwg University	86	84	84	1	1	1	0	1	1	0	0	0	0	0	1	13	13	12
Cwm Taf University	85	89	89	0	0	0	2	0	0	0	0	0	2	0	0	10	11	11
Aneurin Bevan University	76	74	72	6	8	8	3	3	4	0	0	0	2	2	2	13	13	14
Cardiff and Vale University	75	73	73	3	3	3	0	0	0	1	2	2	0	0	0	21	23	23
Wales	86	83	81	2	3	3	1	1	1	1	1	1	1	1	1	10	12	12

Appendix Table 5: Number and percentages of practices offering appointments at any time between 17:00 and 18:30, by number of week days and Health Board

Health Board	0 week days			1 week day			2 week days			3 week days			4 week days			5 week days		
	2013	2014	2015	2013	2014	2015	2013	2014	2015	2013	2014	2015	2013	2014	2015	2013	2014	2015
Numbers																		
Betsi Cadwaladr University	7	7	7	0	0	2	5	4	5	8	9	9	22	22	27	73	72	62
Powys Teaching	0	0	0	0	0	0	0	0	0	0	0	0	0	1	1	17	16	16
Hywel Dda University	2	0	0	2	1	1	1	2	4	6	3	2	15	13	12	30	35	35
Abertawe Bro Morgannwg University	7	3	2	3	2	1	1	1	1	1	1	1	18	16	11	46	52	57
Cwm Taf University	0	0	0	0	0	0	0	0	0	0	0	0	3	3	3	45	43	43
Aneurin Bevan University	0	0	0	0	0	0	0	0	0	1	0	0	5	6	4	81	81	81
Cardiff and Vale University	0	0	0	0	0	0	2	1	1	0	0	0	3	3	3	62	62	62
Wales	16	10	9	5	3	4	9	8	11	16	13	12	66	64	61	354	361	356
Percentages																		
Betsi Cadwaladr University	6	6	6	0	0	2	4	4	4	7	8	8	19	19	24	63	63	55
Powys Teaching	0	0	0	0	0	0	0	0	0	0	0	0	0	6	6	100	94	94
Hywel Dda University	4	0	0	4	2	2	2	4	7	11	6	4	27	24	22	54	65	65
Abertawe Bro Morgannwg University	9	4	3	4	3	1	1	1	1	1	1	1	24	21	15	61	69	78
Cwm Taf University	0	0	0	0	0	0	0	0	0	0	0	0	6	7	7	94	93	93
Aneurin Bevan University	0	0	0	0	0	0	0	0	0	1	0	0	6	7	5	93	93	95
Cardiff and Vale University	0	0	0	0	0	0	3	2	2	0	0	0	4	5	5	93	94	94
Wales	3	2	2	1	1	1	2	2	2	3	3	3	14	14	13	76	79	79

Appendix Table 6: Number and percentages of practices offering appointments during the whole half hour between 17:00 and 17:30, by number of week days and Health Board

Health Board	0 week days			1 week day			2 week days			3 week days			4 week days			5 week days		
	2013	2014	2015	2013	2014	2015	2013	2014	2015	2013	2014	2015	2013	2014	2015	2013	2014	2015
Numbers																		
Betsi Cadwaladr University	20	22	21	1	1	2	5	5	4	7	7	9	18	16	21	64	63	55
Powys Teaching	0	0	0	0	1	1	0	0	0	0	1	1	0	0	0	17	15	15
Hywel Dda University	3	2	3	4	3	2	5	4	6	3	1	1	15	13	10	26	31	32
Abertawe Bro Morgannwg University	15	8	8	5	3	2	3	1	2	1	0	0	12	16	11	40	47	50
Cwm Taf University	0	0	1	0	0	0	0	0	0	0	0	0	5	5	4	43	41	41
Aneurin Bevan University	0	0	0	0	0	0	0	0	0	1	0	0	5	6	5	81	81	80
Cardiff and Vale University	2	1	1	1	0	0	2	1	1	0	0	0	4	4	4	58	60	60
Wales	40	33	34	11	8	7	15	11	13	12	9	11	59	60	55	329	338	333
Percentages																		
Betsi Cadwaladr University	17	19	19	1	1	2	4	4	4	6	6	8	16	14	19	56	55	49
Powys Teaching	0	0	0	0	6	6	0	0	0	0	6	6	0	0	0	100	88	88
Hywel Dda University	5	4	6	7	6	4	9	7	11	5	2	2	27	24	19	46	57	59
Abertawe Bro Morgannwg University	20	11	11	7	4	3	4	1	3	1	0	0	16	21	15	53	63	68
Cwm Taf University	0	0	2	0	0	0	0	0	0	0	0	0	10	11	9	90	89	89
Aneurin Bevan University	0	0	0	0	0	0	0	0	0	1	0	0	6	7	6	93	93	94
Cardiff and Vale University	3	2	2	1	0	0	3	2	2	0	0	0	6	6	6	87	91	91
Wales	9	7	8	2	2	2	3	2	3	3	2	2	13	13	12	71	74	74

Appendix Table 7: Number and percentages of practices offering appointments during the whole half hour between 17:30 and 18:00, by number of week days and Health Board

Health Board	0 week days			1 week day			2 week days			3 week days			4 week days			5 week days		
	2013	2014	2015	2013	2014	2015	2013	2014	2015	2013	2014	2015	2013	2014	2015	2013	2014	2015
Numbers																		
Betsi Cadwaladr University	75	71	71	1	2	3	4	2	2	8	7	6	7	9	10	20	23	20
Powys Teaching	9	6	5	1	0	0	1	1	1	0	0	0	0	1	1	6	9	10
Hywel Dda University	34	27	18	2	1	5	2	3	3	1	1	0	5	6	7	12	16	21
Abertawe Bro Morgannwg University	58	43	38	1	1	4	1	3	1	1	0	0	2	5	3	13	23	27
Cwm Taf University	0	2	2	0	0	0	0	0	0	0	0	0	6	5	4	42	39	40
Aneurin Bevan University	6	6	5	1	1	0	0	0	0	2	1	0	8	7	8	70	72	72
Cardiff and Vale University	21	10	10	0	0	0	1	1	1	1	1	1	4	3	3	40	51	51
Wales	203	165	149	6	5	12	9	10	8	13	10	7	32	36	36	203	233	241
Percentages																		
Betsi Cadwaladr University	65	62	63	1	2	3	3	2	2	7	6	5	6	8	9	17	20	18
Powys Teaching	53	35	29	6	0	0	6	6	6	0	0	0	0	6	6	35	53	59
Hywel Dda University	61	50	33	4	2	9	4	6	6	2	2	0	9	11	13	21	30	39
Abertawe Bro Morgannwg University	76	57	52	1	1	5	1	4	1	1	0	0	3	7	4	17	31	37
Cwm Taf University	0	4	4	0	0	0	0	0	0	0	0	0	13	11	9	88	85	87
Aneurin Bevan University	7	7	6	1	1	0	0	0	0	2	1	0	9	8	9	80	83	85
Cardiff and Vale University	31	15	15	0	0	0	1	2	2	1	2	2	6	5	5	60	77	77
Wales	44	36	33	1	1	3	2	2	2	3	2	2	7	8	8	44	51	53

Appendix Table 8: Number and percentages of practices offering appointments during the whole half hour between 18:00 and 18:30, by number of week days and Health Board

Health Board	0 week days			1 week day			2 week days			3 week days			4 week days			5 week days		
	2013	2014	2015	2013	2014	2015	2013	2014	2015	2013	2014	2015	2013	2014	2015	2013	2014	2015
Numbers																		
Betsi Cadwaladr University	110	109	107	0	0	1	0	1	0	1	0	0	0	1	1	4	3	
Powys Teaching	17	15	15	0	0	0	0	0	0	0	0	0	0	0	0	0	0	2
Hywel Dda University	48	45	42	3	2	1	0	0	0	1	1	2	1	2	1	3	4	
Abertawe Bro Morgannwg University	72	66	63	1	2	2	0	0	0	0	0	0	2	0	0	1	7	
Cwm Taf University	10	15	16	1	0	0	0	0	0	0	0	0	8	5	4	29	26	
Aneurin Bevan University	62	63 (r)	61	14	15 (r)	15	4	3	3	0	0	0	3	3	3	4	3	
Cardiff and Vale University	55	51	51	2	1	1	0	14	14	0	0	0	0	0	0	10	0	
Wales	374	364 (r)	355	21	20 (r)	20	4	18	17	2	1	2	14	11	9	51	45	
Percentages																		
Betsi Cadwaladr University	96	96	96	0	0	1	0	1	0	1	0	0	0	1	1	3	3	
Powys Teaching	100	88	88	0	0	0	0	0	0	0	0	0	0	0	0	0	0	12
Hywel Dda University	86	83	78	5	4	2	0	0	0	2	2	4	2	4	2	5	7	
Abertawe Bro Morgannwg University	95	88	86	1	3	3	0	0	0	0	0	0	3	0	0	1	9	
Cwm Taf University	21	33	35	2	0	0	0	0	0	0	0	0	17	11	9	60	57	
Aneurin Bevan University	71	72 (r)	72	16	17 (r)	18	5	3	4	0	0	0	3	3	4	5	3	
Cardiff and Vale University	82	77	77	3	2	2	0	21	21	0	0	0	0	0	0	15	0	
Wales	80	79	78	5	4 (r)	4	1	4	4	0	0	0	3	2	2	11	10	

(r) Administrative errors have been identified in relation to Aneurin Bevan ULHB data, which has also affected the Wales proportion. This data has been revised since the last publication.

Appendix Table 9: Number and percentages of practices offering appointments between 17:00 and 17:30, 2 or more days per week, by Health Board

2013 ⁽¹⁾							
Health Board	Offering appointments for part of the period		Offering appointments during the whole period		Offering appointments at any time during the period		Total practices Number
	Number	Percentage	Number	Percentage	Number	Percentage	
Betsi Cadwaladr University	13	11	94	82	107	93	115
Powys Teaching	0	0	17	100	17	100	17
Hywel Dda University	5	9	49	88	52	93	56
Abertawe Bro Morgannwg University	13	17	56	74	66	87	76
Cwm Taf University	0	0	48	100	48	100	48
Aneurin Bevan University	0	0	87	100	87	100	87
Cardiff and Vale University	3	4	64	96	67	100	67
Wales	34	7	415	89	444	95	466

(1) Note that the sum of the practices which offer appointments both for the whole period and for part of it do not sum to all practices which offer some appointments during the period. This is because a small number of practices appear in both the whole and partial period columns eg a practice may offer appointments for 3 days between 5 and 5.30 and the other 2 days between 5 and 5.20pm.

2014 ⁽¹⁾							
Health Board	Offering appointments for part of the period		Offering appointments during the whole period		Offering appointments at any time during the period		Total practices Number
	Number	Percentage	Number	Percentage	Number	Percentage	
Betsi Cadwaladr University	16	14	91	80	106	93	114
Powys Teaching	2	12	16	94	17	100	17
Hywel Dda University	6	11	49	91	53	98	54
Abertawe Bro Morgannwg University	6	8	64	85	70	93	75
Cwm Taf University	0	0	46	100	46	100	46
Aneurin Bevan University	0	0	87	100	87	100	87
Cardiff and Vale University	1	2	65	98	66	100	66
Wales	31	7	418	91	445	97	459

(1) Note that the sum of the practices which offer appointments both for the whole period and for part of it do not sum to all practices which offer some appointments during the period. This is because a small number of practices appear in both the whole and partial period columns eg a practice may offer appointments for 3 days between 5 and 5.30 and the other 2 days between 5 and 5.20pm.

2015 ⁽¹⁾							
Health Board	Offering appointments for part of the period		Offering appointments during the whole period		Offering appointments at any time during the period		Total practices Number
	Number	Percentage	Number	Percentage	Number	Percentage	
Betsi Cadwaladr University	13	12	89	79	102	91	112
Powys Teaching	2	12	16	94	17	100	17
Hywel Dda University	7	13	49	91	53	98	54
Abertawe Bro Morgannwg University	8	11	63	86	70	96	73
Cwm Taf University	1	2	45	98	46	100	46
Aneurin Bevan University	0	0	85	100	85	100	85
Cardiff and Vale University	1	2	65	98	66	100	66
Wales	32	7	412	91	439	97	453

(1) Note that the sum of the practices which offer appointments both for the whole period and for part of it do not sum to all practices which offer some appointments during the period. This is because a small number of practices appear in both the whole and partial period columns eg a practice may offer appointments for 3 days between 5 and 5.30 and the other 2 days between 5 and 5.20pm.

Appendix Table 10: Number and percentages of practices offering appointments between 17:30 and 18:00, 2 or more days per week, by Health Board

2013 ⁽¹⁾

Health Board	Offering appointments for part of the period		Offering appointments during the whole period		Offering appointments at any time during the period		Total practices
	Number	Percentage	Number	Percentage	Number	Percentage	Number
Betsi Cadwaladr University	19	17	39	34	57	50	115
Powys Teaching	7	41	7	41	13	76	17
Hywel Dda University	17	30	20	36	37	66	56
Abertawe Bro Morgannwg University	19	25	17	22	35	46	76
Cwm Taf University	0	0	48	100	48	100	48
Aneurin Bevan University	7	8	80	92	86	99	87
Cardiff and Vale University	4	6	46	69	50	75	67
Wales	73	16	257	55	326	70	466

(1) Note that the sum of the practices which offer appointments both for the whole period and for part of it do not sum to all practices which offer some appointments during the period. This is because a small number of practices appear in both the whole and partial period columns eg a practice may offer appointments for 3 days between 5.30 and 6.00 and the other 2 days between 5.30 and 5.50pm.

2014 ⁽¹⁾

Health Board	Offering appointments for part of the period		Offering appointments during the whole period		Offering appointments at any time during the period		Total practices
	Number	Percentage	Number	Percentage	Number	Percentage	Number
Betsi Cadwaladr University	19	17	41	36	58	51	114
Powys Teaching	2	12	11	65	13	76	17
Hywel Dda University	11	20	26	48	37	69	54
Abertawe Bro Morgannwg University	15	20	31	41	45	60	75
Cwm Taf University	0	0	44	96	44	96	46
Aneurin Bevan University	7	8	80	92	86	99	87
Cardiff and Vale University	3	5	56	85	59	89	66
Wales	57	12	289	63	342	75	459

(1) Note that the sum of the practices which offer appointments both for the whole period and for part of it do not sum to all practices which offer some appointments during the period. This is because a small number of practices appear in both the whole and partial period columns eg a practice may offer appointments for 3 days between 5.30 and 6.00 and the other 2 days between 5.30 and 5.50pm.

2015 ⁽¹⁾

Health Board	Offering appointments for part of the period		Offering appointments during the whole period		Offering appointments at any time during the period		Total practices
	Number	Percentage	Number	Percentage	Number	Percentage	Number
Betsi Cadwaladr University	22	20	38	34	58	52	112
Powys Teaching	1	6	12	71	13	76	17
Hywel Dda University	12	22	31	57	43	80	54
Abertawe Bro Morgannwg University	16	22	31	42	48	66	73
Cwm Taf University	1	2	44	96	45	98	46
Aneurin Bevan University	4	5	80	94	84	99	85
Cardiff and Vale University	3	5	56	85	59	89	66
Wales	59	13	292	64	350	77	453

(1) Note that the sum of the practices which offer appointments both for the whole period and for part of it do not sum to all practices which offer some appointments during the period. This is because a small number of practices appear in both the whole and partial period columns eg a practice may offer appointments for 3 days between 5.30 and 6.00 and the other 2 days between 5.30 and 5.50pm.

Appendix Table 11: Number and percentages of practices offering appointments between 18:00 and 18:30, 2 or more days per week, by Health Board

2013 ⁽¹⁾							
Health Board	Offering appointments for part of the period		Offering appointments during the whole period		Offering appointments at any time during the period		Total practices Number
	Number	Percentage	Number	Percentage	Number	Percentage	
Betsi Cadwaladr University	3	3	5	4	8	7	115
Powys Teaching	2	12	0	0	2	12	17
Hywel Dda University	6	11	5	9	12	21	56
Abertawe Bro Morgannwg University	2	3	3	4	5	7	76
Cwm Taf University	4	8	37	77	41	85	48
Aneurin Bevan University	7	8	11	13	18	21	87
Cardiff and Vale University	4	6	10	15	14	21	67
Wales	28	6	71	15	100	21	466

(1) Note that the sum of the practices which offer appointments both for the whole period and for part of it do not sum to all practices which offer some appointments during the period. This is because a small number of practices appear in both the whole and partial period columns eg a practice may offer appointments for 3 days between 6 and 6.30 and the other 2 days between 6 and 6.20pm.

2014 ⁽¹⁾							
Health Board	Offering appointments for part of the period		Offering appointments during the whole period		Offering appointments at any time during the period		Total practices Number
	Number	Percentage	Number	Percentage	Number	Percentage	
Betsi Cadwaladr University	4	4	5	4	9	8	114
Powys Teaching	1	6	2	12	3	18	17
Hywel Dda University	6	11	7	13	13	24	54
Abertawe Bro Morgannwg University	4	5	7	9	11	15	75
Cwm Taf University	4	9	31	67	35	76	46
Aneurin Bevan University	6	7	9	10	15	17	87
Cardiff and Vale University	18	27	14	21	18	27	66
Wales	43	9	75	16	104	23	459

(1) Note that the sum of the practices which offer appointments both for the whole period and for part of it do not sum to all practices which offer some appointments during the period. This is because a small number of practices appear in both the whole and partial period columns eg a practice may offer appointments for 3 days between 6 and 6.30 and the other 2 days between 6 and 6.20pm.

2015 ⁽¹⁾							
Health Board	Offering appointments for part of the period		Offering appointments during the whole period		Offering appointments at any time during the period		Total practices Number
	Number	Percentage	Number	Percentage	Number	Percentage	
Betsi Cadwaladr University	3	3	4	4	7	6	112
Powys Teaching	1	6	2	12	3	18	17
Hywel Dda University	6	11	11	20	16	30	54
Abertawe Bro Morgannwg University	9	12	8	11	17	23	73
Cwm Taf University	5	11	30	65	35	76	46
Aneurin Bevan University	7	8	9	11	16	19	85
Cardiff and Vale University	18	27	14	21	18	27	66
Wales	49	11	78	17	112	25	453

(1) Note that the sum of the practices which offer appointments both for the whole period and for part of it do not sum to all practices which offer some appointments during the period. This is because a small number of practices appear in both the whole and partial period columns eg a practice may offer appointments for 3 days between 6 and 6.30 and the other 2 days between 6 and 6.20pm.

Appendix Table 12: Number and percentages of practices offering appointments after 18:30, by number of week days and Health Board

Health Board	0 week days			1 week day			2 week days			3 week days			4 week days			5 week days		
	2013	2014	2015	2013	2014	2015	2013	2014	2015	2013	2014	2015	2013	2014	2015	2013	2014	2015
Numbers																		
Betsi Cadwaladr University	115	114	112	0	0	0	0	0	0	0	0	0	0	0	0	0	0	0
Powys Teaching	17	17	17	0	0	0	0	0	0	0	0	0	0	0	0	0	0	0
Hywel Dda University	52	50	47	4	3	2	0	0	0	0	0	1	0	0	1	0	1	3
Abertawe Bro Morgannwg University	57	75	72	17	0	1	2	0	0	0	0	0	0	0	0	0	0	0
Cwm Taf University	47	46	46	1	0	0	0	0	0	0	0	0	0	0	0	0	0	0
Aneurin Bevan University	60	58	56	20	24	24	5	3	3	1	1	1	1	1	1	0	0	0
Cardiff and Vale University	67	66	66	0	0	0	0	0	0	0	0	0	0	0	0	0	0	0
Wales	415	426	416	42	27	27	7	3	3	1	1	2	1	1	2	0	1	3
Percentages																		
Betsi Cadwaladr University	100	100	100	0	0	0	0	0	0	0	0	0	0	0	0	0	0	0
Powys Teaching	100	100	100	0	0	0	0	0	0	0	0	0	0	0	0	0	0	0
Hywel Dda University	93	93	87	7	6	4	0	0	0	0	0	2	0	0	2	0	2	6
Abertawe Bro Morgannwg University	75	100	99	22	0	1	3	0	0	0	0	0	0	0	0	0	0	0
Cwm Taf University	98	100	100	2	0	0	0	0	0	0	0	0	0	0	0	0	0	0
Aneurin Bevan University	69	67	66	23	28	28	6	3	4	1	1	1	1	1	1	0	0	0
Cardiff and Vale University	100	100	100	0	0	0	0	0	0	0	0	0	0	0	0	0	0	0
Wales	89	93	92	9	6	6	2	1	1	0	0	0	0	0	0	0	0	1

Appendix Table 13: Percentage of GP Practices open for daily core hours or within one hour of daily core hours and those that Offer appointments between 17:00 and 18:30 at least 2 week days

Health Board	Open for daily core hours or within one hour of daily core hours					Offer appointments between 17:00 and 18:30 at least 2 week days				
	2011	2012	2013	2014	2015	2011	2012	2013	2014	2015
Betsi Cadwaladr University	45	45	70	73	73	92	92	94	94	92
Powys Teaching	100	100	100	100	100	88	88	100	100	100
Hywel Dda University	75	49	57	67	65	89	89	93	98	98
Abertawe Bro Morgannwg University	66	70	72	73	85	83	87	87	93	96
Cwm Taf University	17	92	92	93	93	98	98	100	100	100
Aneurin Bevan University	86	84	87	92	93	98	99	100	100	100
Cardiff and Vale University	56	78	76	83	83	96	100	100	100	100
Wales	60	68	76	80	82	92	94	95	97	97

Programme for Government Indicators

GP Access indicators: <http://gov.wales/about/programmeforgov/data?code=OU029&lang=en>

OU029a: Percentage of GP practices offering appointments between 17:00 and 18:30 on at least 2 week nights per week

OU029b: Percentage of GP practices open for the daily core hours (08:00 to 18:30, Monday to Friday) or within one hour of the daily core hours

Further information on the Programme for Government can be found at: <http://gov.wales/about/programmeforgov/?lang=en>