

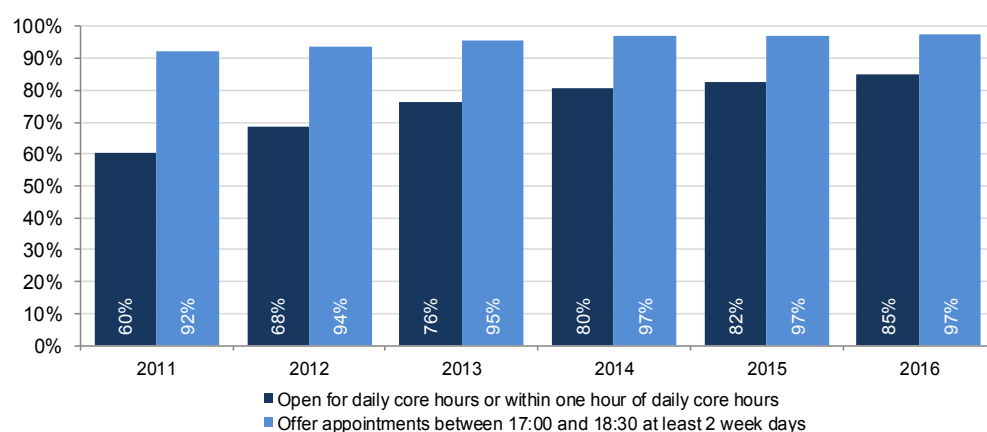
22 February 2017
SFR 18/2017

GP Access in Wales, 2016

This release presents results for 2016 data at the Health Board and national level and makes comparisons to previously published 2014 and 2015 data in some tables and charts.

Additional analyses by half hour periods are also included in the release to provide more detail of evening appointments offered between 17:00 and 18:30. Key statistics for each practice in Wales are also published in a spreadsheet [Annex](#).

Chart 1: Key GP access statistics by year



Key results (also see the [Summary](#) section.)

- In 2016, 85 per cent (375 practices) of GP practices were open for daily core hours, (08:00 to 18:30) or within one hour of the daily core hours, Monday to Friday. This is an increase from 82 per cent (373 practices) in 2015. ([Chart 1](#), [Table 2](#))
- In 2016, 97 per cent (429 practices) of practices offered appointments at any time between 17:00 and 18:30 at least 2 week days, the same percentage as in 2015 (440 practices). ([Chart 1](#), [Table 5](#))

About this release

This annual Statistical First Release provides information on GP opening hours and appointment times of every GP practices (main surgery) for each of the seven Health Boards in Wales, as at the end of November 2016.

The main purpose of this release is to give an overview of practice opening hours and appointment times, enhancing the evidence base in relation to access to GPs. It presents information which will aid further policy development, as well as enabling monitoring of access to GP practices at the Health Board and national level.

In this release

| | |
|-------------------------|----|
| Opening hours | 6 |
| Appointment times | 14 |
| Extended opening hours | 23 |
| Key quality information | 25 |
| Appendix | 29 |

Contents

Tables, Charts and appendices

| | |
|----------------------------------------------------------------------------------------------------------------------------------------------------------|----|
| Chart 1: Key GP Access statistics by year | 1 |
| Table 1: Number of GP Practices, by Health Board and Year | 5 |
| Chart 2: Percentage of practices open within one hour of daily core hours, by Health Board | 8 |
| Table 2: Daily opening hours, by Health Board ⁽¹⁾ | 8 |
| Chart 3: Percentage of practices open for 95 per cent or more of weekly total hours, by Health Board | 10 |
| Chart 4: Percentage of practices open for less than 80 per cent of weekly total hours, by Health Board | 11 |
| Chart 5: Percentage of practices opened for daily core hours, or within one hour of daily core hours, with one half day closure a week..... | 12 |
| Table 3: Percentage of GP practices with one half day closure a week, by daily opening hours ⁽¹⁾ | 12 |
| Chart 6: Percentage of practices offering appointments before 08:30 at least two week mornings, by Health Board(a)..... | 16 |
| Table 4: Percentage of practices offering appointments before 08:30, by number of week days and Health Board | 16 |
| Chart 7: Percentage of practices offering appointments at any time between 17:00 and 18:30 at least two week days, by Health Board | 17 |
| Table 5: Percentage of practices offering appointments at any time between 17:00 and 18:30, by number of week days and Health Board | 17 |
| Chart 8: Percentage of practices offering appointments during the whole half hour between 17:00 and 17:30 at least two week days, by Health Board | 18 |
| Table 6: Percentage of practices offering appointments during the whole half hour between 17:00 and 17:30, by number of week days and Health Board | 19 |
| Chart 9: Percentage of practices offering appointments during the whole half hour between 17:30 and 18:00 at least two week days, by Health Board | 20 |
| Table 7: Percentage of practices offering appointments during the whole half hour between 17:30 and 18:00, by number of week days and Health Board | 20 |
| Chart 10: Percentage of practices offering appointments during the whole half hour between 18:00 and 18:30 at least two week days, by Health Board | 22 |
| Table 8: Percentage of practices offering appointments during the whole half hour between 18:00 and 18:30, by number of week days and Health Board | 22 |
| Table 9: Percentage of practices with extended opening hours and offering appointments after 18:30 at least one week day..... | 23 |
| Appendix Table 1: Number and percentages of practices open for core hours, by Health Board | 29 |
| Appendix Table 2: Percentage of practices open for different percentage intervals of weekly total hours, by Health Board..... | 30 |
| Appendix Table 3: Percentage of GP practices with one half day closure a week, by daily opening hours and Health Board | 31 |

| | |
|-----------------------------------------------------------------------------------------------------------------------------------------------------------------------------------------------------|----|
| Appendix Table 4: Number and percentages of practices offering appointments before 08:30, by number of week days and Health Board..... | 32 |
| Appendix Table 5: Number and percentages of practices offering appointments at any time between 17:00 and 18:30, by number of week days and Health Board..... | 33 |
| Appendix Table 6: Number and percentages of practices offering appointments during the whole half hour between 17:00 and 17:30, by number of week days and Health Board..... | 34 |
| Appendix Table 7: Number and percentages of practices offering appointments during the whole half hour between 17:30 and 18:00, by number of week days and Health Board..... | 35 |
| Appendix Table 8: Number and percentages of practices offering appointments during the whole half hour between 18:00 and 18:30, by number of week days and Health Board..... | 36 |
| Appendix Table 9: Number and percentages of practices offering appointments between 17:00 and 17:30, 2 or more days per week, by Health Board..... | 37 |
| Appendix Table 10: Number and percentages of practices offering appointments between 17:30 and 18:00, 2 or more days per week, by Health Board | 38 |
| Appendix Table 11: Number and percentages of practices offering appointments between 18:00 and 18:30, 2 or more days per week, by Health Board | 39 |
| Appendix Table 12: Number and percentages of practices offering appointments after 18:30, by number of week days and Health Board..... | 40 |
| Appendix Table 13: Percentage of GP Practices open for daily core hours or within one hour of daily core hours and those that Offer appointments between 17:00 and 18:30 at least 2 week days | 41 |

Summary

Opening times

- In 2016, 50 per cent (220 practices) of GP practices were open all day for daily core hours, (08:00 to 18:30, Monday to Friday), an increase from 45 per cent (204 practices) in 2015. ([Table 2](#))
- In 2016, 85 per cent (375 practices) of GP practices were open for daily core hours or within one hour of the daily core hours, Monday to Friday. This is an increase from 82 per cent (373 practices) in 2015. ([Chart 1](#), [Table 2](#))
- In 2016, 71 per cent (312 practices) of practices were open for 95 per cent (49 hours and 53 minutes) or more of the weekly total hours (52 hours and 30 minutes a week). This was an increase from 67 per cent (302 practices) in 2015. ([Chart 3](#))
- In 2016, 3 per cent (15 practices) of practices were closed for half a day on one or more week days, a decrease compared to 4 per cent (20 practices) in 2015. ([Table 3](#))

Appointment times

- Between 2015 and 2016 the percentage of practices offering appointments before 08:30 at least two week days increased from 16 per cent (73 practices) in 2015 to 19 per cent (83 practices) in 2016 across Wales. ([Table 4](#))
- In 2016, 97 per cent (429 practices) of practices offered appointments at any time between 17:00 and 18:30 at least 2 week days, the same percentage as in 2015 (440 practices). ([Table 5](#))
- Looking at appointments offered during the whole of each half hour period between 17:00 and 18:30 in 2016, 92 per cent (406 practices) of practices offered appointments for the whole period between 17:00 and 17:30 on at least 2 weeks days, 63 per cent (278 practices) of practices between 17:30 and 18:00 and 16 per cent (72 practices) of practices between 18:00 and 18:30. ([Table 6](#), [Table 7](#), [Table 8](#))
- 9 per cent of practices offered appointments after 18:30 on at least one week day in 2016, an increase from 8 per cent in 2015. ([Table 9](#))

Introduction

The purpose of this release is to look into the opening hours and appointment times of GP practice main surgeries across Wales. Due to variations in the way services are provided, this release does not include any data relating to branch surgeries. Throughout this report, 'a practice' refers to a GP practice main surgery.

Data was collected from Health Boards for every GP practice in Wales, with 441 practices in 2016, as shown in Table 1.

Table 1: Number of GP Practices, by Health Board and Year

| Local Health Board | Number of Practices | | |
|-----------------------------------|---------------------|------------|------------|
| | 2014 | 2015 | 2016 |
| Betsi Cadwaladr University | 114 | 112 | 109 |
| Powys Teaching | 17 | 17 | 17 |
| Hywel Dda University | 54 | 54 | 53 |
| Abertawe Bro Morgannwg University | 75 | 73 | 73 |
| Cwm Taf University | 46 | 46 | 42 |
| Aneurin Bevan University | 87 | 85 | 81 |
| Cardiff and Vale University | 66 | 66 | 66 |
| Wales | 459 | 453 | 441 |

The [General Medical Services contract](#) is the UK-wide contract between general practices and primary care organisations for delivering primary care services to local communities. Under the General Medical Services contract, GP practice core hours are Monday to Friday between 08:00 and 18:30, except Good Friday, Christmas Day and Bank Holidays. GP practices are responsible for providing essential and additional services within core hours at times which are appropriate to meet the reasonable needs of its patients.

This is management information and the data was reported and verified by Health Boards. It should be noted that the data presented is historic data and may not reflect the current opening hours or appointment times of GP practices. There remain significant differences in the way GPs organise their practices in relation to opening hours and appointment times and hence users should be cautious when interpreting the results. See the [Key quality information](#) section for more information.

Caution should be taken when comparing percentage year on year at Local Health Board level as the number of practices in some areas is small.

Opening hours

“Opening times” are defined to be the times when the main surgery doors are physically open and a patient can have face to face contact with a receptionist. The Health Boards were asked to provide the following information about their practices:

- the times the practice physically opens and closes every day;
- the times of lunchtime opening and closing;
- details of any half day closures;
- details of extended hours Direct Enhanced Services (DES) – any extra hours commissioned.

There are a number of GP practices which provide a telephone service prior to the doors being open. However, this release looks only at the time which the GP practice opens their doors to the public and a patient can have face to face contact with a receptionist.

The methodology used to aggregate the GP opening hours was the same one used in the first [GP Access](#) release published in February 2013 and in the [GP Opening Hours in Wales](#) article which published 2010 and 2011 data.

This release includes data for 2016, comparing it to 2015. 2014 data is provided in [Appendix Tables 1-3](#).

Daily opening hours

For this section of the release, GP practices have been assigned to one of three categories according to their daily opening hours:

- **Opened for daily core hours:**
 - Practices which were open Monday to Friday from 08:00 to 18:30 each day, with no lunch time closure (as set under the General Medical Services contract).
- **Opened within one hour of daily core hours:**
 - Practices which were open Monday to Friday from 08:00 to 18:30 each day, but closed for one hour or less for lunch on one or more days.
 - Practices which opened between 08:00 to 08:30 and closed between 18:00 to 18:30 with no lunch time closure.
- **Other practices:** This covers any GP practice which did not open between 08:00 to 08:30 and closed between 18:00 to 18:30, and were not open within one hour of daily core hours. This includes:
 - Practices which opened after 08:30 on one or more days a week;
 - Practices which closed before 18:00 on one or more days a week;
 - Practices which had one or more half day closures a week; and
 - Practices which closed for longer than 1 hour between the hours of 08:30 and 18:00 on one or more days a week.

A detailed table showing the number and percentage of practices open for daily core hours by number of days per week is available in [Appendix Table 1](#), which also includes data for 2014.

Chart 2: Percentage of practices open within one hour of daily core hours, by health board

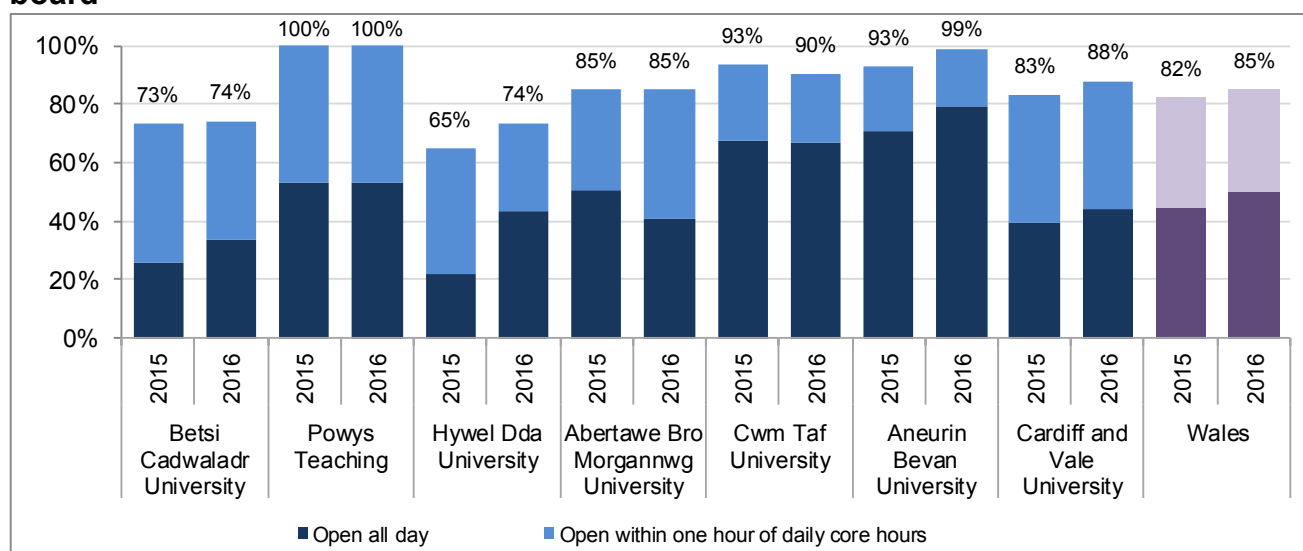


Table 2: Daily opening hours, by health board ⁽¹⁾

| | | | | | | | | | | | Percentage | | |
|-----------------------------------|------------------------------------|-----------|-----------|------------------------------------------|----------|----------|-------------------|-----------|-----------|--------------------------------|------------|-----------|--|
| | Open all day (daily core hours) | | | Open within one hour of daily core hours | | | | | | Other practices ⁽²⁾ | | | |
| | | | | Closed for one hour or less for lunch | | | No lunch closures | | | | | | |
| | 2014 | 2015 | 2016 | 2014 | 2015 | 2016 | 2014 | 2015 | 2016 | 2014 | 2015 | 2016 | |
| Local Health Board | | | | | | | | | | | | | |
| Betsi Cadwaladr University | 28 | 26 | 34 | 2 | 3 | 4 | 43 | 45 | 37 | 27 | 27 | 26 | |
| Powys Teaching | 53 | 53 | 53 | 0 | 0 | 0 | 47 | 47 | 47 | 0 | 0 | 0 | |
| Hywel Dda University | 26 | 22 | 43 | 4 | 4 | 2 | 37 | 39 | 28 | 33 | 35 | 26 | |
| Abertawe Bro Morgannwg University | 40 | 51 | 41 | 5 | 1 | 1 | 28 | 33 | 42 | 27 | 15 | 15 | |
| Cwm Taf University | 65 | 67 | 67 | 0 | 0 | 0 | 28 | 26 | 24 | 7 | 7 | 10 | |
| Aneurin Bevan University | 71 | 71 | 79 | 1 | 1 | 0 | 20 | 21 | 20 | 8 | 7 | 1 | |
| Cardiff and Vale University | 39 | 39 | 44 | 6 | 6 | 6 | 38 | 38 | 38 | 17 | 17 | 12 | |
| Wales | 44 | 45 | 50 | 3 | 2 | 2 | 33 | 35 | 33 | 20 | 18 | 15 | |

(1) Totals may not sum exactly due to rounding.

(2) This category may include a small number of practices which open between 08:30 and 09:00 and are open for 9.5 hours. This is also the case for any practice that closed between 17:30 and 18:00, but was open for 9.5 hours.

Key results from chart 2 and table 2 (daily opening hours):

- In 2016, 50 per cent (220 practices) of GP practices in Wales were open all day for daily core hours, an increase from 45 per cent (204 practices) in 2015. Across Health Boards in 2016, the percentage of practices open all day for daily core hours ranged from 34 per cent in Betsi Cadwaladr University to 79 per cent in Aneurin Bevan.
- 35 per cent (155 practices) of practices in Wales in 2016 were open within one hour of daily core hours, a decrease from 37 per cent (169 practices) in 2015. Across Health Boards in

2016, the percentage of practices open within one hour of daily core hours ranged from 20 per cent in Aneurin Bevan to 47 per cent in Powys.

- In 2016, 85 per cent (375 practices) of GP practices in Wales were open for daily core hours or within one hour of the daily core hours as shown in [Chart 2](#). This includes 50 per cent of practices open for daily core hours, 2 per cent open for daily core hours but closed for one hour or less for lunch and 33 per cent of practices open between 08:00 to 08:30 and closed between 18:00 to 18:30 with no lunch time closure.
- The percentage of practices in the 'other practices' category fell from 18 per cent (80 practices) in 2015 to 15 per cent (66 practices) in 2016. In 2016 Powys had no practices in the 'other practices' category, while 26 per cent of the practices in Betsi Cadwaladr and Hywel Dda were in this category.
- Hywel Dda experienced the largest increase in percentage of practices open for daily core hours, from 22 per cent in 2015 to 43 per cent in 2016. Abertawe Bro Morgannwg experienced the largest decrease in percentage of practices open for daily core hours, from 51 per cent in 2015 to 41 per cent in 2016.
- The percentage of practices open all day or within one hour of daily core hours in 2015 has increased or stayed the same in every Health Board except in Cwm Taf, which has decreased from 93 per cent in 2015 to 90 per cent in 2016.

Weekly opening hours

A small number of GP practices were close to meeting the full duration of the daily core hours but fell slightly short of the criteria set out in the Daily Opening Hours section. For example, if a practice opened 08:00 to 18:30 with no lunch break for four days but closed at 17:00 on the other day, then it would be included in the 'Other practices' category in the previous section. However, this is in fact very close to the daily core hours.

To take these practices into account, the number of hours GP practices across Wales were open for during a week was examined. GP practice opening times have been considered against a weekly total of 52 hours and 30 minutes (10 hours and 30 minutes per day).

Practices have been grouped according to the percentage of weekly total hours they were open for. Full tables on the percentage of practices in a Health Board open for different percentage intervals of weekly total hours can be found in [Appendix Table 2](#), which includes data for 2014.

Chart 3: Percentage of practices open for 95 per cent or more of weekly total hours, by health board

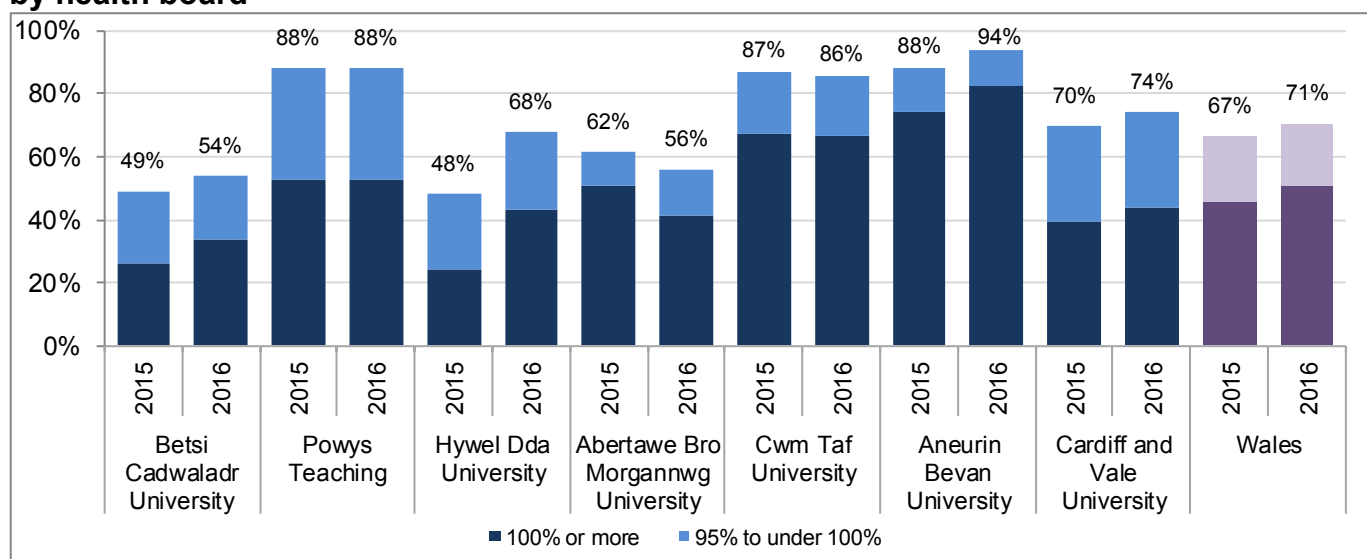


Chart 3 looks at the percentage of practices open for 95 per cent (49 hours and 53 minutes) or more of weekly total hours in 2015 and 2016. Each bar is split to show the percentage of practices open for 100 per cent (52 hours and 30 minutes) or more of weekly total hours and the percentage open for 95 per cent to under 100 per cent of weekly total hours.

The '100 per cent or more' category includes practices that offer and participate in the Extended Opening Hours (Directed Enhanced Services). Further information on Extended Opening Hours can be found later in the section '[Direct Enhanced Services](#)' and in the section '[Key quality information](#)'.

Chart 4: Percentage of practices open for less than 80 per cent of weekly total hours, by health board

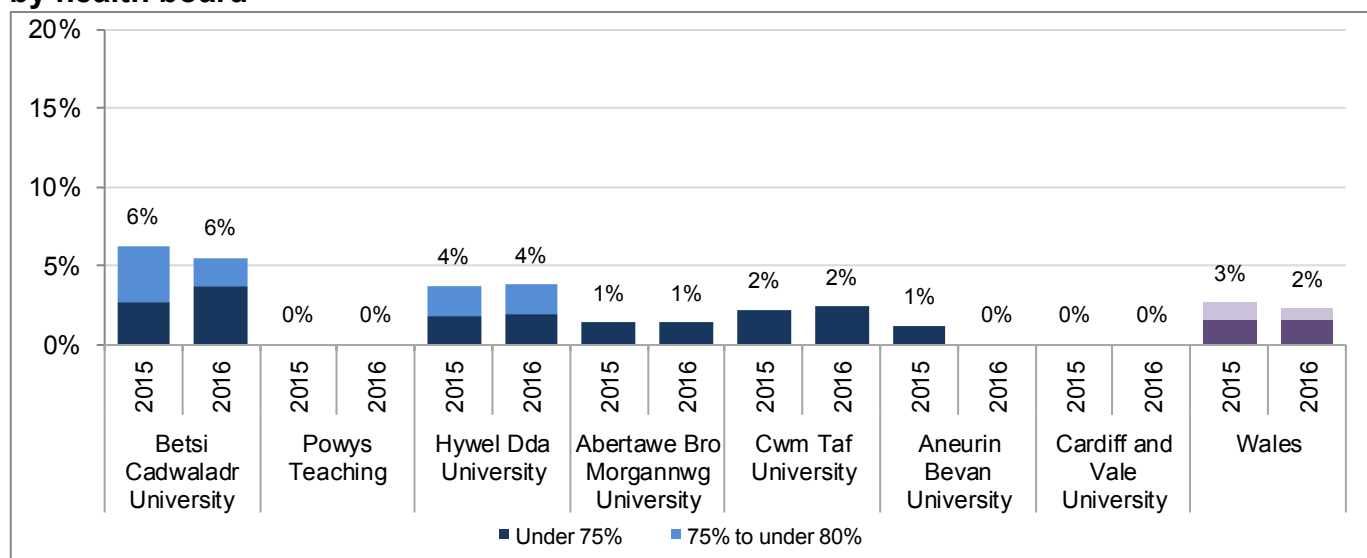


Chart 4 looks at how the percentage of practices open for 80 per cent (42 hours) or less of weekly total hours in 2016 compared to 2015. Each bar is split to show the percentage open for 75 per cent (39 hours and 23 minutes) or less of weekly total hours and the percentage open between 75 per cent and 80 per cent of weekly total hours.

Key results from charts 3 and 4 (weekly opening hours)

- In 2016, 51 per cent (223 practices) of practices in Wales were open for 100 per cent or more of the weekly total hours, while 20 per cent (89 practices) of practices were open between 95 per cent and 100 per cent of weekly total hours. As shown in Chart 3, this contributed to the 71 per cent (312 practices) of practices in Wales that were open for 95 per cent or more of weekly total hours in 2016; an increase from 67 per cent (302 practices) in 2015.
- Across Health Boards in 2016, the percentage of practices open for 95 per cent or more of total weekly hours ranged from 54 per cent in Betsi Cadwaladr to 94 per cent in Aneurin Bevan.
- In 2016, 2 per cent (7 practices) of practices in Wales were open for under 75 per cent of the weekly total hours, while the percentage of practices open between 75 per cent and 80 per cent of weekly total hours was 1 per cent (3 practices). This contributed to the 2 per cent (10 practices) of practices open for under 80 per cent of weekly total hours in 2016; similar to the percentage in 2015 (12 practices).
- Powys, Aneurin Bevan and Cardiff and Vale had no practices open for under 80 per cent of weekly total hours in 2016, while Betsi Cadwaladr had the highest percentage at 6 per cent.

Half day closures

A half day closure is defined as a practice which closes before 14:00 on one or more days a week. Chart 5 and Table 3 show the percentage of practices that were open for daily core hours or within one hour of daily core hours on four days of the week with one half day closure on the other day.

Chart 5: Percentage of practices opened for daily core hours, or within one hour of daily core hours, with one half day closure a week

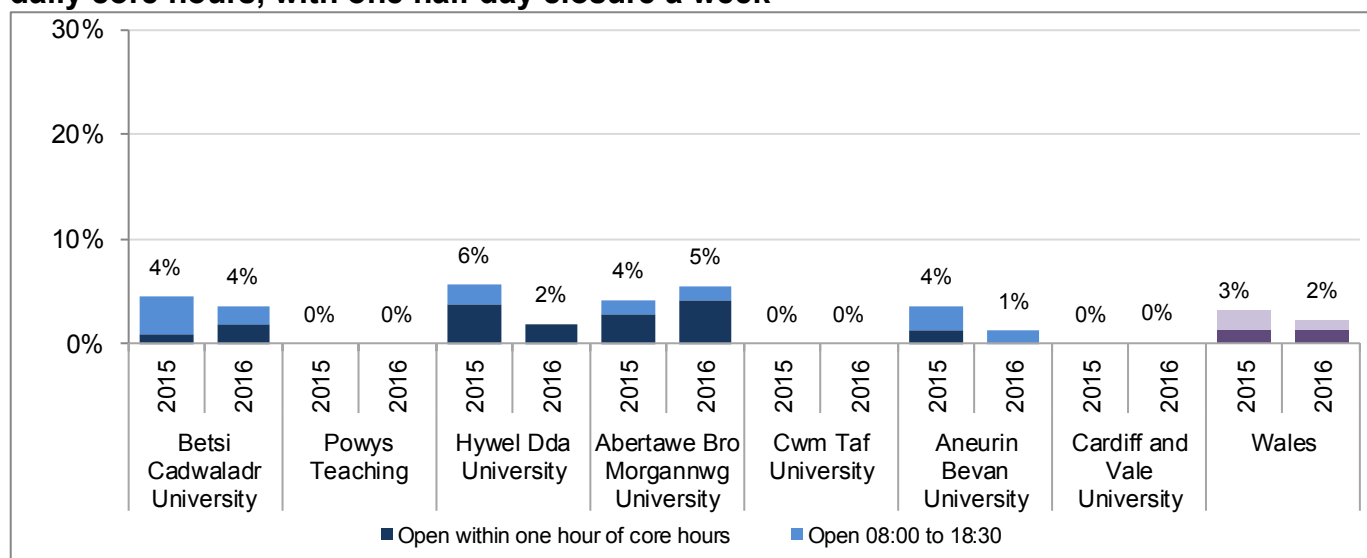


Table 3: Percentage of GP practices with one half day closure a week, by daily opening hours ⁽¹⁾

| Health Board | Percentage | | | | | | | | |
|-----------------------------------|---------------------|----------|----------|------------------------------------------|----------|----------|------------------------------------|----------|----------|
| | Open 08:00 to 18:30 | | | Open within one hour of daily core hours | | | Other Practices ^{(2) (3)} | | |
| | 2014 | 2015 | 2016 | 2014 | 2015 | 2016 | 2014 | 2015 | 2016 |
| Betsi Cadwaladr University | 4 | 4 | 2 | 4 | 1 | 2 | 4 | 4 | 3 |
| Powys Teaching | 0 | 0 | 0 | 0 | 0 | 0 | 0 | 0 | 0 |
| Hywel Dda University | 2 | 2 | 0 | 4 | 4 | 2 | 4 | 4 | 4 |
| Abertawe Bro Morgannwg University | 1 | 1 | 1 | 3 | 3 | 4 | 1 | 0 | 0 |
| Cwm Taf University | 0 | 0 | 0 | 0 | 0 | 0 | 0 | 0 | 0 |
| Aneurin Bevan University | 3 | 2 | 1 | 1 | 1 | 0 | 0 | 0 | 0 |
| Cardiff and Vale University | 0 | 0 | 0 | 0 | 0 | 0 | 0 | 0 | 0 |
| Wales | 2 | 2 | 1 | 2 | 1 | 1 | 2 | 1 | 1 |

(1) Totals may not sum exactly due to rounding, eg in 2013 the sum is 3+2+2=6 per cent.

(2) This covers GP practices that were not open between 08:00 and 08:30 and closed between 18:00 and 18:30, and were not open within one hour of daily core hours.

(3) Some practices in this category have more than one half day closure a week.

Key results from chart 5 and table 3 (half day closures)

- In Wales, the percentage of practices with half day closures was 3 per cent (15 practices) in 2016, a decrease compared to 4 per cent (20 practices) in 2015.

- Across Health Boards in 2016, the percentage of practices with half day closures ranged from zero per cent in Cardiff and Vale, Cwm Taf and Powys, to 6 per cent in Hywel Dda and Betsi Cadwaladr.
- In 2016, 2 per cent (10 practices) of GP practices in Wales were open for daily core hours, or within one hour of daily core hours with one half day closure a week, a decrease from 3 per cent (14 practices) in 2015.

Appointment times

'Appointment times' are defined to be the times when the practice regularly offers planned consultation sessions with a GP to patients. Health Boards were asked to provide the following information about their practices:

- the first appointment time offered in the morning, where a patient can have a face-to-face contact with a GP, Monday to Friday;
- the appointment times offered in the morning and the afternoon sessions;
- the finish time of the last appointment offered in the evening, where a patient can have a face-to-face contact with a GP, Monday to Friday. If a practice appointment finish time was on the hour (i.e. 17:00 or 18:00) or past the half hour (i.e. 18:30) then the assumption was that the last appointment offered will be before this time.

The range of staff supporting GP practices is expanding with the Welsh Government's primary care fund helping provide more additional primary care posts, including GPs, nursing posts, pharmacists, physiotherapists, advanced paramedics and occupational therapists who are part of a GP led multi professional team. In addition, many GP practices also provide telephone consultation, including telephone triage, together with unplanned emergency sessions, extended specialist clinics (e.g. flu immunisations) and ad hoc untimed periods where a duty doctor is in the practice.

However, this release looks specifically at appointment times offered to patients and where a patient can have a face-to face contact with a GP.

In relation to access to GP services, NHS Wales Informatics Services (NWIS) has developed [My Health Online \(MHOL\)](#), a service which enables patients to make GP appointments, order repeat prescriptions and update personal details online. In addition, GPs are now using [My Health Text](#) with the aim of delivering a number of benefits such as a reduction in DNA (did not attend) rates and improved patient experience.

In this release, please note that throughout the appointment times section, the total of no week days and at least two week days will not always add up to 100%. The practices which fall under the one week day category for each of the different appointment time periods will make up the rest of the corresponding 100%.

Analyses by half hour periods are included in this section to provide more detail of evening appointments offered between 17:00 and 18:30. To clarify what is meant by practices offering appointments during specific time periods the statistics which were referred to in the 2013 release (published February 2013) as "practices offering appointments **between** [a time period]" are now referred to as "practices offering appointments **at any time between** [a time period]".

[Chart 8](#) and [Table 6](#) present summary data on practices offering appointments for the whole period of 17:00 to 17:30 and [Appendix Table 6](#) provides more detail and some 2014 data. The other

associated Appendix Table 9 repeats the number of practices offering appointments on two or more days a week for the whole of the period, but in addition presents counts of practices offering appointments for only part of this period, and at any time during this period. For example if a practice offered appointments between 17:00 and 17:15 it would be counted as “offering appointments for part of the period”; if it offered appointments until 17:45 it would count as “offering appointments for the whole of the period”.

[Chart 9](#), [Table 6](#), [Appendix 7](#) and [Appendix 10](#) present the same kind of data for 17:30 to 18:00.

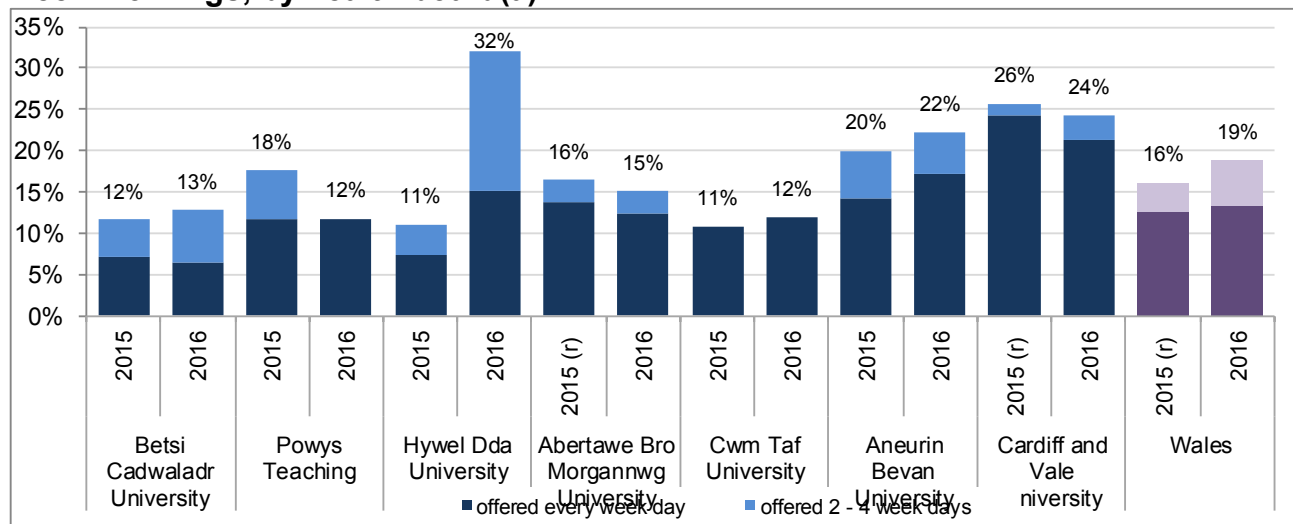
[Chart 10](#), [Table 7](#), [Appendix 8](#) and [Appendix 11](#) present the same kind of data for 18:00 to 18:30.

The methodology used to aggregate the GP appointment times was the same one used in the first [GP Access](#) release published in February 2013 and in the [GP Appointment Times](#) in Wales article which published 2011 data. This release includes new data for 2015, comparing it to 2014 and in some tables, to 2013.

Detailed tables displaying appointments offered by number of days per week can be found in [Appendix Tables 4 - 12](#).

Appointments offered before 08:30

Chart 6: Percentage of practices offering appointments before 08:30 at least two week mornings, by health board(a)



(a) The percentages shown on the chart show the percentage of practices offering appointments before 08:30 at least two week mornings

(r) Several processing errors were identified during data validation process. For further information please see the [Key quality section](#)

Table 4: Percentage of practices offering appointments before 08:30, by number of week days and health board

| Local Health Board | Percentage | | | | | | | | |
|-----------------------------------|---------------|-----------|-----------|------------------------|-----------|-----------|----------------|---------------|-----------|
| | no week days | | | at least two week days | | | every week day | | |
| | 2014 | 2015 | 2016 | 2014 | 2015 | 2016 | 2014 | 2015 | 2016 |
| Betsi Cadwaladr University | 90 | 88 | 86 | 10 | 12 | 13 | 6 | 7 | 6 |
| Powys Teaching | 82 | 82 | 88 | 18 | 18 | 12 | 12 | 12 | 12 |
| Hywel Dda University | 87 | 80 | 60 | 7 | 11 | 32 | 6 | 7 | 15 |
| Abertawe Bro Morgannwg University | 83 (r) | 82 (r) | 84 | 16 (r) | 16 (r) | 15 | 15 (r) | 14 (r) | 12 |
| Cwm Taf University | 89 | 89 | 86 | 11 | 11 | 12 | 11 | 11 | 12 |
| Aneurin Bevan University | 71 (r) | 71 (r) | 67 | 20 (r) | 20 | 22 | 14 (r) | 14 | 17 |
| Cardiff and Vale University | 73 | 73 | 74 | 26 (r) | 26 (r) | 24 | 24 (r) | 24 (r) | 21 |
| Wales | 82 (r) | 81 | 77 | 15 (r) | 16 | 19 | 12 | 13 (r) | 13 |

(r) Several processing errors were identified during data validation process. For further information please see the [Key quality section](#)

A more detailed table with further information is presented in [Appendix Table 4](#).

Key results from chart 6 and table 4 (appointments offered before 08:30)

- Four out of five practices in Wales did not offer any appointments before 08:30 on any mornings; this has changed only a little since 2012.
- Between 2015 and 2016, the percentage of practices offering appointments before 08:30 on at least two week days in Wales increased from 16 per cent (73 practices) to 19 per cent (83

practices). Across Health Boards in 2016, the percentage ranged from 12 per cent in Powys and Cwm Taf to 32 per cent in Hywel Dda.

- In 2016, 13 per cent (57 practices) of practices in Wales offered appointments before 08:30 every week day, the same percentage as in 2015 (59 practices).

Appointments offered at any time between 17:00 and 18:30

Chart 7: Percentage of practices offering appointments at any time between 17:00 and 18:30 at least two week days, by health board

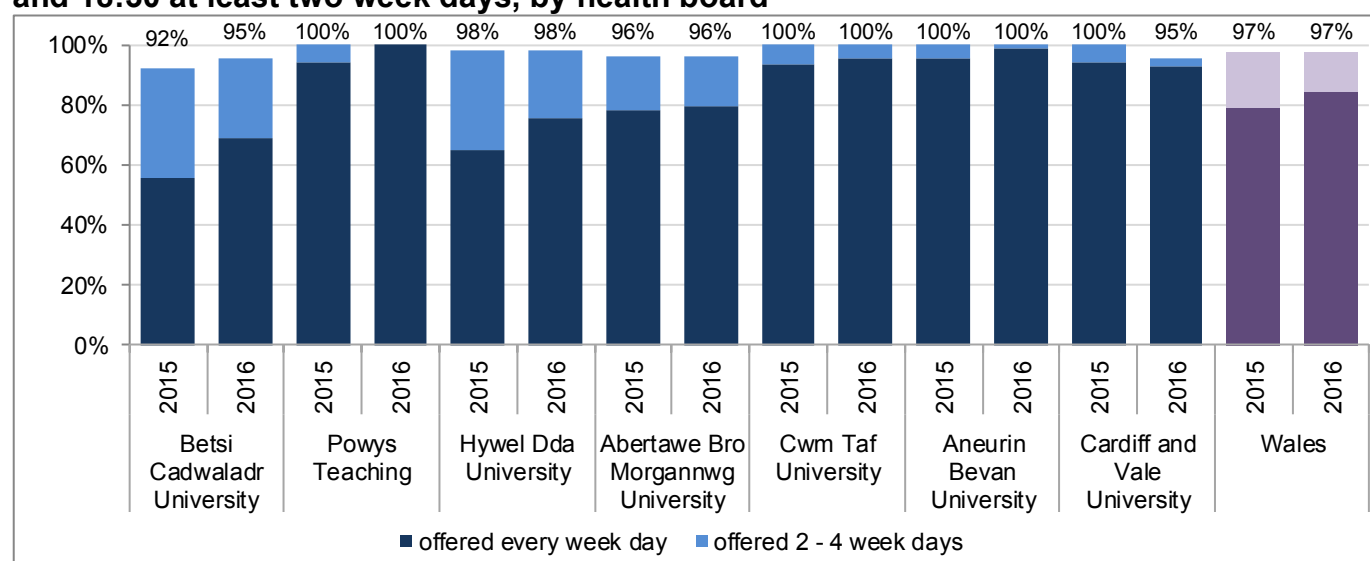


Table 5: Percentage of practices offering appointments at any time between 17:00 and 18:30, by number of week days and health board

| Local Health Board | Percentage | | | | | | | | |
|-----------------------------------|--------------|----------|----------|------------------------|-----------|-----------|----------------|-----------|-----------|
| | no week days | | | at least two week days | | | every week day | | |
| | 2014 | 2015 | 2016 | 2014 | 2015 | 2016 | 2014 | 2015 | 2016 |
| Betsi Cadwaladr University | 6 | 6 | 3 | 94 | 92 | 95 | 63 | 55 | 69 |
| Powys Teaching | 0 | 0 | 0 | 100 | 100 | 100 | 94 | 94 | 100 |
| Hywel Dda University | 0 | 0 | 2 | 98 | 98 | 98 | 65 | 65 | 75 |
| Abertawe Bro Morgannwg University | 4 | 3 | 4 | 93 | 96 | 96 | 69 | 78 | 79 |
| Cwm Taf University | 0 | 0 | 0 | 100 | 100 | 100 | 93 | 93 | 95 |
| Aneurin Bevan University | 0 | 0 | 0 | 100 | 100 | 100 | 93 | 95 | 99 |
| Cardiff and Vale University | 0 | 0 | 5 | 100 | 100 | 95 | 94 | 94 | 92 |
| Wales | 2 | 2 | 2 | 97 | 97 | 97 | 79 | 79 | 84 |

A more detailed table with further information is presented in [Appendix Table 5](#).

Key results from chart 7 and table 5 (Appointments offered at any time between 17:00 and 18:30):

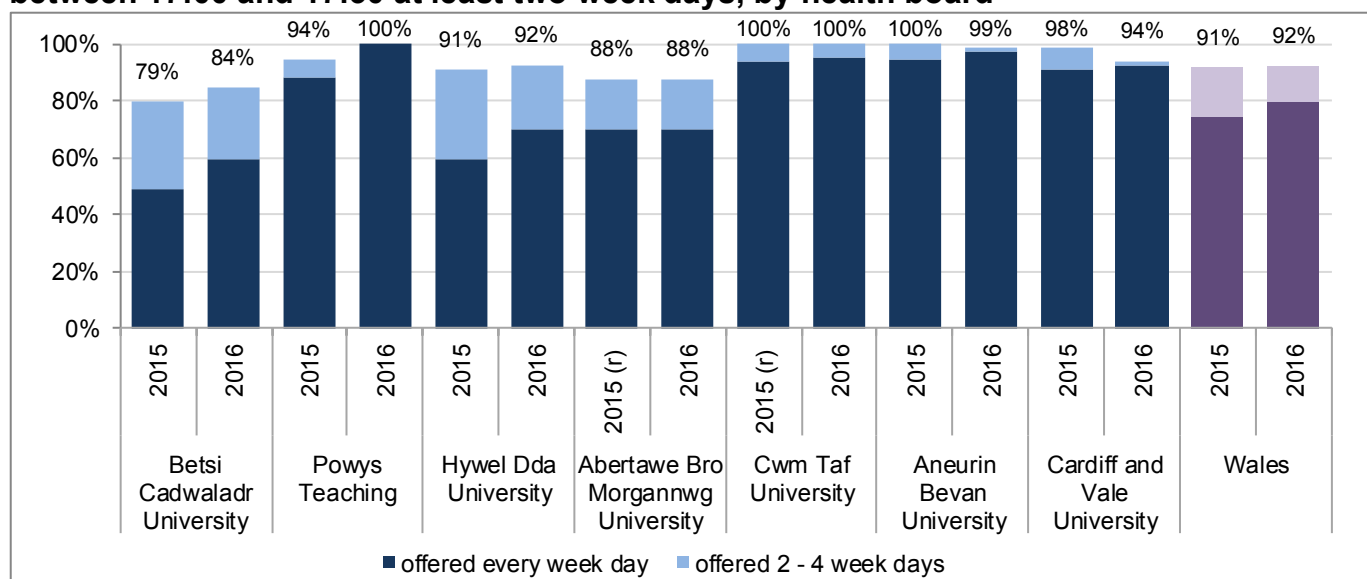
- In 2016, 97 per cent (429 practices) of practices in Wales offered appointments at any time between 17:00 and 18:30 at least two week days, the same percentage as in 2015 (440

practices). At Health Board level, Aneurin Bevan, Cwm Taf and Powys all achieved the highest percentage at 100 per cent, and Betsi Cadwaladr and Cardiff and Vale had the lowest at 95 per cent.

- The percentage of practices offering appointments at any time between 17:00 and 18:30 every week day increased from 84 per cent (371 practices) practices in 2016 compared to 79 per cent (356 practices) practices in 2015.
- In 2016, 2 per cent (10 practices) of practices in Wales did not offer any appointments at any time between 17:00 and 18:30, the same percentage as in 2015 (9 practices).

Appointments offered during the whole half hour between 17:00 and 17:30

Chart 8: Percentage of practices offering appointments during the whole half hour between 17:00 and 17:30 at least two week days, by health board



(r) Several processing errors were identified during data validation process. For further information please see the [Key quality section](#)

Table 6: Percentage of practices offering appointments during the whole half hour between 17:00 and 17:30, by number of week days and health board

| Local Health Board | no week days | | | at least two week days | | | every week day | | |
|-----------------------------------|--------------|--------------|----------|------------------------|-----------|-----------|----------------|-----------|-----------|
| | 2014 | 2015 | 2016 | 2014 | 2015 | 2016 | 2014 | 2015 | 2016 |
| Betsi Cadwaladr University | 19 | 19 | 11 | 80 | 79 | 84 | 55 | 49 | 60 |
| Powys Teaching | 0 | 0 | 0 | 94 | 94 | 100 | 88 | 88 | 100 |
| Hywel Dda University | 4 | 6 | 8 | 91 | 91 | 92 | 57 | 59 | 70 |
| Abertawe Bro Morgannwg University | 9 (r) | 10 (r) | 11 | 87 (r) | 88 | 88 | 64 (r) | 70 (r) | 70 |
| Cwm Taf University | 0 | 0 | 0 | 100 | 100 | 100 | 93 (r) | 93 (r) | 95 |
| Aneurin Bevan University | 0 | 0 | 1 | 100 | 100 | 99 | 93 | 94 | 98 |
| Cardiff and Vale University | 2 | 2 | 6 | 98 | 98 | 94 | 91 | 91 | 92 |
| Wales | 7 | 7 (r) | 7 | 91 | 91 | 92 | 74 | 74 | 79 |

(r) Several processing errors were identified during data validation process. For further information please see the [Key quality section](#)

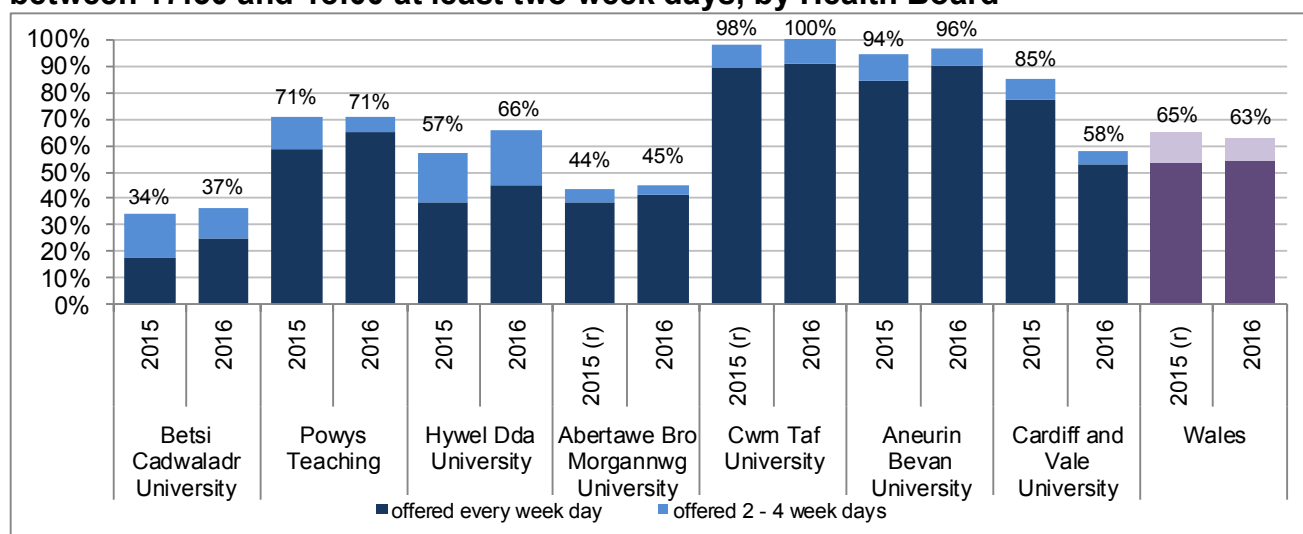
A more detailed table with further information is presented in [Appendix Table 6](#) and [Appendix Table 9](#).

Key results from chart 8 and table 6 (Appointments offered during the whole half hour between 17:00 and 17:30)

- In 2016, 92 per cent (406 practices) of practices in Wales offered appointments during the whole half hour between 17:00 and 17:30 at least two week days, an increase compared to 91 per cent (414 practices) in 2015. At Health Board level, the percentage ranged from 84 per cent in Betsi Cadwaladr to the maximum 100 per cent in Cwm Taf and Powys.
- The percentage of practices across Wales offering appointments during the whole half hour between 17:00 and 17:30 every week day increased to 79 per cent (350 practices) of practices in 2016 compared to 74 per cent (336 practices) of practices in 2015.
- The percentage of practices across Wales that offered no appointments during the whole half hour between 17:00 and 17:30 on any week day stayed the same at 7 per cent (29 practices) in 2016 compared to 2015 (32 practices).

Appointments offered during the whole half hour between 17:30 and 18:00

Chart 9: Percentage of practices offering appointments during the whole half hour between 17:30 and 18:00 at least two week days, by Health Board



(r) Several processing errors were identified during data validation process. For further information please see the [Key quality section](#)

Table 7: Percentage of practices offering appointments during the whole half hour between 17:30 and 18:00, by number of week days and health board

| Local Health Board | Percentage | | | | | | | | |
|-----------------------------------|--------------|---------------|-----------|------------------------|---------------|-----------|----------------|---------------|-----------|
| | no week days | | | at least two week days | | | every week day | | |
| | 2014 | 2015 | 2016 | 2014 | 2015 | 2016 | 2014 | 2015 | 2016 |
| Betsi Cadwaladr University | 62 | 63 | 61 | 36 | 34 | 37 | 20 | 18 | 25 |
| Powys Teaching | 35 | 29 | 29 | 65 | 71 | 71 | 53 | 59 | 65 |
| Hywel Dda University | 50 | 33 | 28 | 48 | 57 | 66 | 30 | 39 | 45 |
| Abertawe Bro Morgannwg University | 56 (r) | 51 (r) | 49 | 43 (r) | 44 (r) | 45 | 32 (r) | 38 (r) | 41 |
| Cwm Taf University | 4 | 2 (r) | 0 | 96 | 98 (r) | 100 | 87 (r) | 89 (r) | 90 |
| Aneurin Bevan University | 7 | 6 | 4 | 92 | 94 | 96 | 83 | 85 | 90 |
| Cardiff and Vale University | 15 | 15 | 39 | 85 | 85 | 58 | 77 | 77 | 53 |
| Wales | 36 | 32 (r) | 34 | 63 | 65 (r) | 63 | 51 | 54 (r) | 54 |

(r) Several processing errors were identified during data validation process. For further information please see the [Key quality section](#)

A more detailed table with further information is presented in [Appendix Table 7](#) and [Appendix Table 10](#).

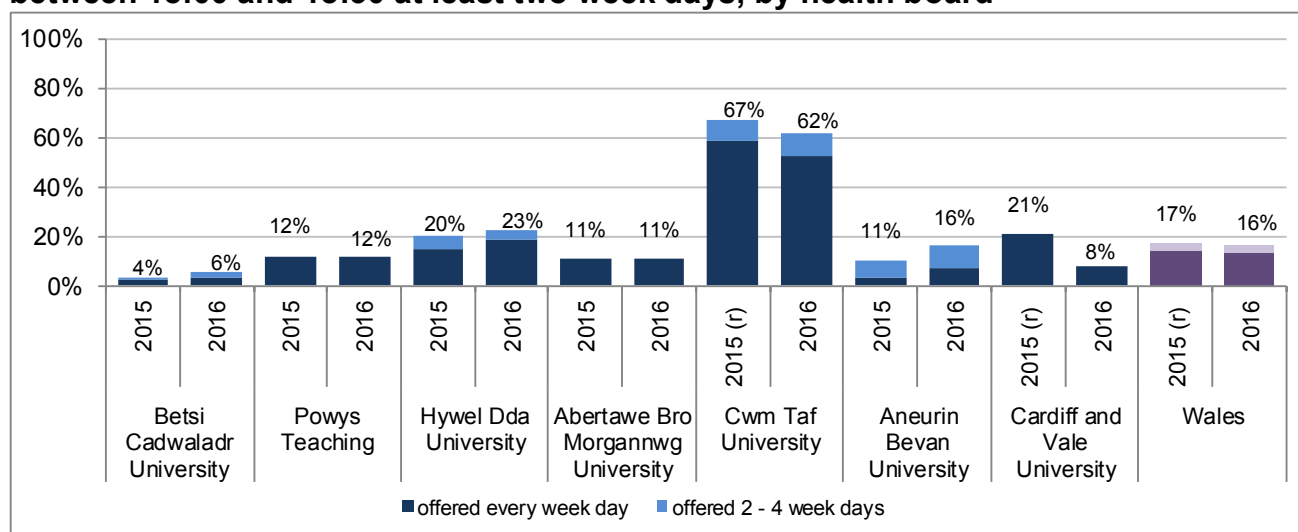
Key results from chart 9 and table 7 (Appointments offered during the whole half hour between 17:30 and 18:00)

- In 2016, 63 per cent (278 practices) of practices in Wales offered appointments during the whole half hour between 17:30 and 18:00 at least two week days, a decrease from 65 per cent (294 practices) in 2015. At Health Board level, the percentage ranged from 37 per cent in Betsi Cadwaladr to 100 per cent in Cwm Taf.

- The percentage of practices across Wales offering appointments during the whole half hour between 17:30 and 18:00 every week day remained the same in 2016 at 54 per cent (238 practices) compared to 2015 (243 practices).
- In 2016, 34 per cent (152 practices) of practices in Wales offered no appointments during the whole half hour between 17:30 and 18:00 on any week day, an increase of 2 percentage points from 2015.

Appointments offered during the whole half hour between 18:00 and 18:30

Chart 10: Percentage of practices offering appointments during the whole half hour between 18:00 and 18:30 at least two week days, by health board



(r) Several processing errors were identified during data validation process. For further information please see the [Key quality section](#)

Table 8: Percentage of practices offering appointments during the whole half hour between 18:00 and 18:30, by number of week days and health board

| Local Health Board | Percentage | | | | | | | | |
|-----------------------------------|--------------|-----------|-----------|------------------------|-----------|-----------|----------------|---------------|-----------|
| | no week days | | | at least two week days | | | every week day | | |
| | 2014 | 2015 | 2016 | 2014 | 2015 | 2016 | 2014 | 2015 | 2016 |
| Betsi Cadwaladr University | 96 | 96 | 94 | 4 | 4 | 6 | 3 | 3 | 4 |
| Powys Teaching | 88 | 88 | 88 | 12 | 12 | 12 | 12 | 12 | 12 |
| Hywel Dda University | 83 | 78 | 74 | 13 | 20 | 23 | 7 | 15 | 19 |
| Abertawe Bro Morgannwg University | 88 | 86 | 89 | 9 | 11 | 11 | 9 | 11 | 11 |
| Cwm Taf University | 33 | 33 (r) | 38 | 67 | 67 (r) | 62 | 59 (r) | 59 (r) | 52 |
| Aneurin Bevan University | 72 | 72 | 64 | 10 | 11 | 16 | 3 | 4 | 7 |
| Cardiff and Vale University | 77 | 77 | 92 | 21 | 21 | 8 | 21 (r) | 21 (r) | 8 |
| Wales | 79 | 78 | 80 | 16 | 17 | 16 | 13 (r) | 14 (r) | 13 |

(r) Several processing errors were identified during data validation process. For further information please see the [Key quality section](#)

A more detailed table with further information is presented in [Appendix Table 8](#) and [Appendix Table 11](#).

Key results from chart 10 and table 8 (Appointments offered during the whole half hour between 18:00 and 18:30)

- In 2016, 16 per cent (72 practices) of practices in Wales offered appointments during the whole half hour between 18:00 and 18:30 at least two week days, a slight decrease from 17 per cent (79 practices) in 2015. At Health Board level, the percentage ranged from 6 per cent in Betsi Cadwaladr to 62 per cent in Cwm Taf.

- The percentage of practices across Wales offering appointments during the whole half hour between 18:00 and 18:30 every week day decreased slightly from 14 per cent (65 practices) in 2015 to 13 per cent (57 practices) in 2016.
- In 2016, 80 per cent (351 practices) of practices in Wales offered no appointments during the whole half hour between 18:00 and 18:30 on any week day, a slight increase from 78 per cent (354 practices) in 2015.

Extended opening hours

In 2008-09, four new clinical [Directed Enhanced Services](#) (DEs) and the Extended Opening Hours DES were introduced. Directed Enhanced Services are an enhanced level of service or activity provided by some GP practices that have been negotiated nationally. Where Health Boards were satisfied that GP practices were meeting the reasonable need of its patients within core hours (08:00 to 18:30, Monday to Friday), GP practices were encouraged to participate in the Extended Opening Hours DES and open for additional hours outside of their core hours to meet the needs of patients in their local area. The extended hours included appointments offered before 8:00 and after 18:30.

Health Boards undertook an updated review of extended access arrangements after 18:30 on week nights in 2014, which resulted in two health boards decommissioning their extended opening hours.

In 2016 there were 40 practices that were open for extended hours at least one week day.

Table 9 displays the percentage of practices open for extended hours at least one week day, and the percentage of practices offering appointments after 18:30 at least one week day.

Table 9: Percentage of practices with extended opening hours and offering appointments after 18:30 at least one week day

| Health Boards | Percentage | | | | | |
|-----------------------------------|---------------------------------------------------|----------|----------|------------------------------------------------------|----------|----------|
| | Open for Extended Hours at least one week day (a) | | | Offer appointments after 18:30 at least one week day | | |
| | 2014 | 2015 | 2016 | 2014 | 2015 | 2016 |
| Betsi Cadwaladr University | 0 | 0 | 0 | 0 | 0 | 0 |
| Powys Teaching | 0 | 0 | 0 | 0 | 0 | 0 |
| Hywel Dda University | 6 | 7 | 8 | 7 | 13 | 11 |
| Abertawe Bro Morgannwg University | 0 | 0 | 0 | 0 | 1 | 0 |
| Cwm Taf University | 0 | 0 | 0 | 0 | 0 | 0 |
| Aneurin Bevan University | 33 | 34 | 44 | 33 | 34 | 43 |
| Cardiff and Vale University | 0 | 0 | 0 | 0 | 0 | 0 |
| Wales | 7 | 7 | 9 | 7 | 8 | 9 |

(a) Extended hours include appointments offered before 8am and after 18:30.

A more detailed table with further information is presented in [Appendix Table 12](#).

Key results from table 9 (extended services)

- In 2016, 9 per cent of practices in Wales were open for extended hours at least one week day, an increase compared to 7 per cent in 2015. These were in Hywel Dda and Aneurin Bevan.
- 9 per cent of practices in Wales offered appointments after 18:30 at least one week day in 2016, a slight increase from 8 per cent in 2015. Note that this includes a number of practices which offered appointments only up to 18:45. No practices in Betsi Cadwaladr, Powys, Cwm Taf or Cardiff and Vale offered any appointments after 18:30 at least one week day in 2014, 2015 or 2016.

Weekend appointments

There is 1 practice in Wales that offer appointments on Saturdays. This practice is in Aneurin Bevan University Local Health Board.

The National Survey for Wales

The release '[National Survey for Wales: Headline results, April 2014 – March 2015](#)' includes a small section about GP Access.

There are also some tables that relate to [GP Access and satisfaction with GP services](#) under the National Survey section of StatsWales.

Key quality information

Data coverage

1. The [General Medical Services contract](#) is the UK-wide contract between general practices and primary care organisations for delivering primary care services to local communities. Under the General Medical Services contract, GP practice core hours are Monday to Friday between 08:00 and 18:30, except Good Friday, Christmas Day and Bank Holidays. GP practices are responsible for providing essential and additional services within core hours at times which are appropriate to meet the reasonable needs of its patients.
In addition GP practices are required to have arrangements in place for patients to access such services throughout core hours in case of emergency. However, appointments are not necessarily available for the full duration of these opening times, as time also needs to be allocated to deal with referral letters, updating patient notes, domiciliary consultations, telephone consultations etc.
2. For the purpose of this release, GP practice opening hours have been considered against a weekly aggregated total of 52 hours and 30 minutes. It should however be noted that under the General Medical Services contract, GP practice core hours are based on daily opening times and there is no weekly requirement for GP practices.
3. In 2008-09, four new clinical [Directed Enhanced Services](#) (DESs) and the Extended Opening Hours DES were introduced. Directed Enhanced Services are an enhanced level of service or activity provided by some GP practices that have been negotiated nationally. Where Health Boards were satisfied that GP practices were meeting the reasonable need of its patients within core hours (08:00 to 18:30, Monday to Friday), GP practices were encouraged to participate in the Extended Opening Hours DES and open for additional hours outside of their core hours to meet the needs of patients in their local area. This could be before 08:00 or after 18:30.
Abertawe Bro Morgannwg and Cwm Taf University Health Boards decommissioned this service in 2014.
4. Where practices operate on a fortnightly timetable (fewer than ten practices) the week with the most hours has been used.
5. Separate [statistical articles on GP Opening Hours and GP Appointment Times](#) were published by the Welsh Government in 2012.

Relevance

What are the potential uses of these statistics?

These statistics will be used in a variety of ways. Some examples of these are:

- advice to Ministers;
- to inform debate in the National Assembly for Wales and beyond;
- to make publically available data on GP access in Wales.

Who are the key potential users of this data?

These statistics will be useful both within and outside the Welsh Government. Some of the key potential users are:

- Ministers and the Members Research Service in the National Assembly for Wales;
- Local Health Boards;
- Local Authorities;
- GP Practices;
- The Department for Health and Social Services in the Welsh Government;
- Other areas of the Welsh Government;
- National Health Service (eg Workforce, Education & Development Services (WEDS)) AND Public Health Wales
- The research community;
- Students, academics and universities;
- Individual citizens and private companies.

The statistics may also be useful for other UK governments

- The Northern Ireland Executive's Department of Health, Social Services and Public Safety
- The Scottish Government
- The Department of Health in England.

Accuracy

This information was collected by the Knowledge and Analytical Services within the Welsh Government, to give a better idea of the opening hours and appointment times of GP practices across Wales.

Each year the seven Health Boards are contacted directly and asked to provide opening hours and appointment times of their GP main surgeries. The data are captured in a spreadsheet. There is guidance within the spreadsheet, updated and improved each year, which assists users in

completing the form. Since 2015, in order to reduce the burden on the NHS, the data from the previous year has been provided to Health Boards and they are asked to amend the records and add any new practices. Once the forms have been submitted, statisticians within the Welsh Government review the data and query any anomalies with local health boards to ensure accuracy of the data received, and before tables are published. The data is correct as at the end of November 2016 (covering the period from December 2015 to November 2016).

Due to the variable natures of the services offered by a branch surgery, the information within the release is requested for main surgeries only. As a result, this report does not include any data for branch surgeries. In some instances the main surgery may offer a “full” service spread across several “branch surgeries”; this data, however, will only include the appointment times.

Timeliness and punctuality

Data was collected during November and January. This release was published in February meeting the planned date of publication.

Accessibility and clarity

This statistical release is pre-announced and then published on the Statistics section of the Welsh Government website.

Comparability and coherence

This Statistical Release mainly provides figures at a health board level.

Revisions

During the data validation process processing errors were identified for Abertawe Bro Morgannwg University Health Board, Cwm Taf University Health Board and Cardiff and Vale University Health Board. In regards to Abertawe Bro Morgannwg and Cwm Taf, table 4, 6, 7 and 8 and charts 6, 8, 9 and 10 were affected. These are to do with the practices offering appointments during the whole half hour between 17:00 and 17:30, 17:30 and 18:00 and 18:00 and 18:30 and before 8.30. The revisions are small and are only changes by between 1 and 2 percentage points. These changes have also affected the Wales total and corresponding percentages. For revisions for Cardiff and Vale University Health Board only affected table 8. The percentage of practices offering appointments during the whole half hour between 18:00 and 18:30 every week day for 2014 and 2015 was revised from 0 per cent to 21 per cent.

Revised figures have been marked with an “r”, in the relevant tables, charts and in the related text throughout.

Well-being of Future Generations Act (WFG)

The Well-being of Future Generations Act 2015 is about improving the social, economic, environmental and cultural well-being of Wales. The Act puts in place seven well-being goals for Wales. These are for a more equal, prosperous, resilient, healthier and globally responsible Wales, with cohesive communities and a vibrant culture and thriving Welsh language. Under section (10)(1) of the Act, the Welsh Ministers must (a) publish indicators (“national indicators”) that must be applied for the purpose of measuring progress towards the achievement of the Well-being goals, and (b) lay a copy of the national indicators before the National Assembly. The 46 national indicators were laid in March 2016.

Information on indicators and associated technical information - [How do you measure a nation's progress? - National Indicators](#)

Further information on the [Well-being of Future Generations \(Wales\) Act 2015](#).

The statistics included in this release could also provide supporting narrative to the national indicators and be used by public services boards in relation to their local well-being assessments and local well-being plans.

Further details

This release is available at:

<http://gov.wales/statistics-and-research/gp-access-wales/?lang=en>

Next update

February 2018 (provisional)

We want your feedback

We welcome any feedback on any aspect of these statistics which can be provided by email to stats.healthinfo@wales.gsi.gov.uk.

Open Government Licence

All content is available under the [Open Government Licence v3.0](#), except where otherwise stated.



Appendix

Appendix table 1: Number and percentages of practices open for core hours, by health board

| Health Board | 0 week days | | | 1 week day | | | 2 week days | | | 3 week days | | | 4 week days | | | 5 week days | | |
|-----------------------------------|-------------|------------|------------|------------|----------|----------|-------------|----------|----------|-------------|----------|----------|-------------|-----------|-----------|-------------|------------|------------|
| | 2014 | 2015 | 2016 | 2014 | 2015 | 2016 | 2014 | 2015 | 2016 | 2014 | 2015 | 2016 | 2014 | 2015 | 2016 | 2014 | 2015 | 2016 |
| Numbers | | | | | | | | | | | | | | | | | | |
| Betsi Cadwaladr University | 71 | 73 | 64 | 1 | 1 | 1 | 1 | 1 | 1 | 2 | 2 | 1 | 7 | 6 | 5 | 32 | 29 | 37 |
| Powys Teaching | 8 | 8 | 8 | 0 | 0 | 0 | 0 | 0 | 0 | 0 | 0 | 0 | 0 | 0 | 0 | 9 | 9 | 9 |
| Hywel Dda University | 38 | 39 | 23 | 0 | 1 | 3 | 0 | 0 | 2 | 0 | 0 | 0 | 2 | 2 | 2 | 14 | 12 | 23 |
| Abertawe Bro Morgannwg University | 43 | 35 | 42 | 1 | 0 | 0 | 0 | 0 | 0 | 0 | 0 | 0 | 1 | 1 | 1 | 30 | 37 | 30 |
| Cwm Taf University | 15 | 14 | 12 | 0 | 0 | 0 | 1 | 1 | 1 | 0 | 0 | 0 | 0 | 0 | 1 | 30 | 31 | 28 |
| Aneurin Bevan University | 20 | 21 | 16 | 1 | 1 | 0 | 0 | 0 | 0 | 0 | 0 | 0 | 4 | 3 | 1 | 62 | 60 | 64 |
| Cardiff and Vale University | 38 | 38 | 36 | 1 | 1 | 1 | 0 | 0 | 0 | 0 | 0 | 0 | 1 | 1 | 0 | 26 | 26 | 29 |
| Wales | 233 | 228 | 201 | 4 | 4 | 5 | 2 | 2 | 4 | 2 | 2 | 1 | 15 | 13 | 10 | 203 | 204 | 220 |
| Percentages | | | | | | | | | | | | | | | | | | |
| Betsi Cadwaladr University | 62 | 65 | 59 | 1 | 1 | 1 | 1 | 1 | 1 | 2 | 2 | 1 | 6 | 5 | 5 | 28 | 26 | 34 |
| Powys Teaching | 47 | 47 | 47 | 0 | 0 | 0 | 0 | 0 | 0 | 0 | 0 | 0 | 0 | 0 | 0 | 53 | 53 | 53 |
| Hywel Dda University | 70 | 72 | 43 | 0 | 2 | 6 | 0 | 0 | 4 | 0 | 0 | 0 | 4 | 4 | 4 | 26 | 22 | 43 |
| Abertawe Bro Morgannwg University | 57 | 48 | 58 | 1 | 0 | 0 | 0 | 0 | 0 | 0 | 0 | 0 | 1 | 1 | 1 | 40 | 51 | 41 |
| Cwm Taf University | 33 | 30 | 29 | 0 | 0 | 0 | 2 | 2 | 2 | 0 | 0 | 0 | 0 | 0 | 2 | 65 | 67 | 67 |
| Aneurin Bevan University | 23 | 25 | 20 | 1 | 1 | 0 | 0 | 0 | 0 | 0 | 0 | 0 | 5 | 4 | 1 | 71 | 71 | 79 |
| Cardiff and Vale University | 58 | 58 | 55 | 2 | 2 | 2 | 0 | 0 | 0 | 0 | 0 | 0 | 2 | 2 | 0 | 39 | 39 | 44 |
| Wales | 51 | 50 | 46 | 1 | 1 | 1 | 0 | 0 | 1 | 0 | 0 | 0 | 3 | 3 | 2 | 44 | 45 | 50 |

Appendix table 2: Percentage of practices open for different percentage intervals of weekly total hours, by health board

| Health Board | Percentage | | | | | | | | | | | | | | | | | | | | |
|-----------------------------------|------------|----------|----------|------------------|----------|----------|------------------|----------|----------|------------------|----------|----------|------------------|-----------|-----------|-------------------|-----------|-----------|--------------|---------------|-----------|
| | Under 75% | | | 75% to under 80% | | | 80% to under 85% | | | 85% to under 90% | | | 90% to under 95% | | | 95% to under 100% | | | 100% or more | | |
| | 2014 | 2015 | 2016 | 2014 | 2015 | 2016 | 2014 | 2015 | 2016 | 2014 | 2015 | 2016 | 2014 | 2015 | 2016 | 2014 | 2015 | 2016 | 2014 | 2015 | 2016 |
| Betsi Cadwaladr University | 4 | 3 | 4 | 4 | 4 | 2 | 4 | 4 | 5 | 10 | 12 | 7 | 26 | 29 | 28 | 24 | 23 | 20 | 28 | 26 | 34 |
| Powys Teaching | 0 | 0 | 0 | 0 | 0 | 0 | 0 | 0 | 0 | 0 | 0 | 0 | 12 | 12 | 12 | 35 | 35 | 35 | 53 | 53 | 53 |
| Hywel Dda University | 2 | 2 | 2 | 2 | 2 | 2 | 2 | 0 | 0 | 15 | 15 | 13 | 31 | 33 | 15 | 20 | 24 | 25 | 28 | 24 | 43 |
| Abertawe Bro Morgannwg University | 3 | 1 | 1 | 1 | 0 | 0 | 15 | 7 | 10 | 5 | 5 | 3 | 20 | 25 | 30 | 16 | 11 (r) | 15 | 40 | 51 (r) | 41 |
| Cwm Taf University | 2 | 2 | 2 | 0 | 0 | 0 | 0 | 0 | 0 | 2 | 2 | 2 | 9 | 9 | 10 | 22 (r) | 20 (r) | 19 | 65 (r) | 67 (r) | 67 |
| Aneurin Bevan University | 1 | 1 | 0 | 0 | 0 | 0 | 2 | 2 | 0 | 5 | 4 | 1 | 5 | 5 | 5 | 13 | 14 | 11 | 75 | 74 | 83 |
| Cardiff and Vale University | 0 | 0 | 0 | 0 | 0 | 0 | 5 | 5 | 2 | 6 | 6 | 8 | 20 | 20 | 17 | 30 | 30 | 30 | 39 | 39 | 44 |
| Wales | 2 | 2 | 2 | 1 | 1 | 1 | 5 | 3 | 3 | 7 | 7 | 5 | 19 | 20 | 19 | 21 | 21 | 20 | 45 | 46 (r) | 51 |

The following table shows the corresponding total hours for the percentages of the weekly total hours used above.

| Percentage of weekly total hours | Total hours (hours. minutes) |
|----------------------------------|------------------------------|
| 75% | 39.23 |
| 80% | 42.00 |
| 85% | 44.38 |
| 90% | 47.15 |
| 95% | 49.53 |
| 100% | 52.30 |

Appendix table 3: Percentage of GP practices with one half day closure a week, by daily opening hours and health board

Percentage

| Health Board | Open within one hour of daily | | | | | | | | | Total | | |
|-----------------------------------|-------------------------------|----------|----------|------------|----------|----------|---------------------|----------|----------|----------|----------|----------|
| | Open 08:00 to 18:30 | | | core hours | | | Other Practices (a) | | | | | |
| | 2014 | 2015 | 2016 | 2014 | 2015 | 2016 | 2014 | 2015 | 2016 | 2014 | 2015 | 2016 |
| Betsi Cadwaladr University | 4 | 4 | 2 | 4 | 1 | 2 | 4 | 4 | 3 | 12 | 8 | 6 |
| Powys Teaching | 0 | 0 | 0 | 0 | 0 | 0 | 0 | 0 | 0 | 0 | 0 | 0 |
| Hywel Dda University | 2 | 2 | 0 | 4 | 4 | 2 | 4 | 4 | 4 | 9 | 9 | 6 |
| Abertawe Bro Morgannwg University | 1 | 1 | 1 | 3 | 3 | 4 | 1 | 0 | 0 | 5 | 4 | 5 |
| Cwm Taf University | 0 | 0 | 0 | 0 | 0 | 0 | 0 | 0 | 0 | 0 | 0 | 0 |
| Aneurin Bevan University | 3 | 2 | 1 | 1 | 1 | 0 | 0 | 0 | 0 | 5 | 4 | 1 |
| Cardiff and Vale University | 0 | 0 | 0 | 0 | 0 | 0 | 0 | 0 | 0 | 0 | 0 | 0 |
| Wales | 2 | 2 | 1 | 2 | 1 | 1 | 2 | 1 | 1 | 6 | 4 | 3 |

(a) This covers GP practices that were not open between 08:00 and 08:30 and closed between 18:00 to 18:30, and were not open within one hour of daily core hours.

Appendix table 4: Number and percentages of practices offering appointments before 08:30, by number of week days and health board

| Health Board | 0 week days | | | 1 week day | | | 2 week days | | | 3 week days | | | 4 week days | | | 5 week days | | |
|-----------------------------------|----------------|----------------|------------|------------|-----------|-----------|-------------|----------|-----------|-------------|----------|----------|-------------|----------|----------|---------------|---------------|-----------|
| | 2014 | 2015 | 2016 | 2014 | 2015 | 2016 | 2014 | 2015 | 2016 | 2014 | 2015 | 2016 | 2014 | 2015 | 2016 | 2014 | 2015 | 2016 |
| Numbers | | | | | | | | | | | | | | | | | | |
| Betsi Cadwaladr University | 103 | 99 | 94 | 0 | 0 | 1 | 0 | 1 | 3 | 1 | 2 | 1 | 3 | 2 | 3 | 7 | 8 | 7 |
| Powys Teaching | 14 | 14 | 15 | 0 | 0 | 0 | 0 | 0 | 0 | 1 | 1 | 0 | 0 | 0 | 0 | 2 | 2 | 2 |
| Hywel Dda University | 47 | 43 | 32 | 3 | 5 | 4 | 0 | 0 | 4 | 1 | 2 | 4 | 0 | 0 | 1 | 3 | 4 | 8 |
| Abertawe Bro Morgannwg University | 62 (r) | 60 (r) | 61 | 1 | 1 | 1 | 1 | 1 | 1 | 0 | 0 | 0 | 0 | 1 | 1 | 11 (r) | 10 (r) | 9 |
| Cwm Taf University | 41 | 41 | 36 | 0 | 0 | 1 | 0 | 0 | 0 | 0 | 0 | 0 | 0 | 0 | 0 | 5 | 5 | 5 |
| Aneurin Bevan University | 62 (r) | 60 (r) | 54 | 8 (r) | 8 (r) | 9 | 3 | 3 | 2 | 0 | 0 | 1 | 2 | 2 | 1 | 12 (r) | 12 | 14 |
| Cardiff and Vale University | 48 | 48 | 49 | 1 (r) | 1 (r) | 1 | 0 | 0 | 2 | 1 | 1 | 0 | 0 | 0 | 0 | 16 (r) | 16 (r) | 14 |
| Wales | 377 (r) | 365 (r) | 341 | 13 | 15 | 17 | 4 | 5 | 12 | 4 | 6 | 6 | 5 | 5 | 6 | 56 (r) | 57 (r) | 59 |
| Percentages | | | | | | | | | | | | | | | | | | |
| Betsi Cadwaladr University | 90 | 88 | 86 | 0 | 0 | 1 | 0 | 1 | 3 | 1 | 2 | 1 | 3 | 2 | 3 | 6 | 7 | 6 |
| Powys Teaching | 82 | 82 | 88 | 0 | 0 | 0 | 0 | 0 | 0 | 6 | 6 | 0 | 0 | 0 | 0 | 12 | 12 | 12 |
| Hywel Dda University | 87 | 80 | 60 | 6 | 9 | 8 | 0 | 0 | 8 | 2 | 4 | 8 | 0 | 0 | 2 | 6 | 7 | 15 |
| Abertawe Bro Morgannwg University | 83 (r) | 82 (r) | 84 | 1 | 1 | 1 | 1 | 1 | 1 | 0 | 0 | 0 | 0 | 1 | 1 | 15 (r) | 14 (r) | 12 |
| Cwm Taf University | 89 | 89 | 86 | 0 | 0 | 2 | 0 | 0 | 0 | 0 | 0 | 0 | 0 | 0 | 0 | 11 | 11 | 12 |
| Aneurin Bevan University | 71 (r) | 71 (r) | 67 | 9 (r) | 9 (r) | 11 | 3 | 4 | 2 | 0 | 0 | 1 | 2 | 2 | 1 | 14 (r) | 14 | 17 |
| Cardiff and Vale University | 73 | 73 | 74 | 2 (r) | 2 (r) | 2 | 0 | 0 | 3 | 2 | 2 | 0 | 0 | 0 | 0 | 24 (r) | 24 (r) | 21 |
| Wales | 82 (r) | 81 | 77 | 3 | 3 | 4 | 1 | 1 | 3 | 1 | 1 | 1 | 1 | 1 | 1 | 12 | 13 (r) | 13 |

Appendix table 5: Number and percentages of practices offering appointments at any time between 17:00 and 18:30, by number of week days and health board

| Health Board | 0 week days | | | 1 week day | | | 2 week days | | | 3 week days | | | 4 week days | | | 5 week days | | |
|-----------------------------------|-------------|----------|-----------|------------|----------|----------|-------------|-----------|----------|-------------|-----------|-----------|-------------|-----------|-----------|-------------|------------|------------|
| | 2014 | 2015 | 2016 | 2014 | 2015 | 2016 | 2014 | 2015 | 2016 | 2014 | 2015 | 2016 | 2014 | 2015 | 2016 | 2014 | 2015 | 2016 |
| Numbers | | | | | | | | | | | | | | | | | | |
| Betsi Cadwaladr University | 7 | 7 | 3 | 0 | 2 | 2 | 4 | 5 | 2 | 9 | 9 | 9 | 22 | 27 | 18 | 72 | 62 | 75 |
| Powys Teaching | 0 | 0 | 0 | 0 | 0 | 0 | 0 | 0 | 0 | 0 | 0 | 0 | 1 | 1 | 0 | 16 | 16 | 17 |
| Hywel Dda University | 0 | 0 | 1 | 1 | 1 | 0 | 2 | 4 | 1 | 3 | 2 | 4 | 13 | 12 | 7 | 35 | 35 | 40 |
| Abertawe Bro Morgannwg University | 3 | 2 | 3 | 2 | 1 | 0 | 1 | 1 | 1 | 1 | 1 | 1 | 16 | 11 | 10 | 52 | 57 | 58 |
| Cwm Taf University | 0 | 0 | 0 | 0 | 0 | 0 | 0 | 0 | 0 | 0 | 0 | 0 | 3 | 3 | 2 | 43 | 43 | 40 |
| Aneurin Bevan University | 0 | 0 | 0 | 0 | 0 | 0 | 0 | 0 | 0 | 0 | 0 | 0 | 6 | 4 | 1 | 81 | 81 | 80 |
| Cardiff and Vale University | 0 | 0 | 3 | 0 | 0 | 0 | 1 | 1 | 0 | 0 | 0 | 1 | 3 | 3 | 1 | 62 | 62 | 61 |
| Wales | 10 | 9 | 10 | 3 | 4 | 2 | 8 | 11 | 4 | 13 | 12 | 15 | 64 | 61 | 39 | 361 | 356 | 371 |
| Percentages | | | | | | | | | | | | | | | | | | |
| Betsi Cadwaladr University | 6 | 6 | 3 | 0 | 2 | 2 | 4 | 4 | 2 | 8 | 8 | 8 | 19 | 24 | 17 | 63 | 55 | 69 |
| Powys Teaching | 0 | 0 | 0 | 0 | 0 | 0 | 0 | 0 | 0 | 0 | 0 | 0 | 6 | 6 | 0 | 94 | 94 | 100 |
| Hywel Dda University | 0 | 0 | 2 | 2 | 2 | 0 | 4 | 7 | 2 | 6 | 4 | 8 | 24 | 22 | 13 | 65 | 65 | 75 |
| Abertawe Bro Morgannwg University | 4 | 3 | 4 | 3 | 1 | 0 | 1 | 1 | 1 | 1 | 1 | 1 | 21 | 15 | 14 | 69 | 78 | 79 |
| Cwm Taf University | 0 | 0 | 0 | 0 | 0 | 0 | 0 | 0 | 0 | 0 | 0 | 0 | 7 | 7 | 5 | 93 | 93 | 95 |
| Aneurin Bevan University | 0 | 0 | 0 | 0 | 0 | 0 | 0 | 0 | 0 | 0 | 0 | 0 | 7 | 5 | 1 | 93 | 95 | 99 |
| Cardiff and Vale University | 0 | 0 | 5 | 0 | 0 | 0 | 2 | 2 | 0 | 0 | 0 | 2 | 5 | 5 | 2 | 94 | 94 | 92 |
| Wales | 2 | 2 | 2 | 1 | 1 | 0 | 2 | 2 | 1 | 3 | 3 | 3 | 14 | 13 | 9 | 79 | 79 | 84 |

Appendix table 6: Number and percentages of practices offering appointments during the whole half hour between 17:00 and 17:30, by number of week days and health board

| Health Board | 0 week days | | | 1 week day | | | 2 week days | | | 3 week days | | | 4 week days | | | 5 week days | | |
|-----------------------------------|---------------|---------------|-----------|------------|----------|----------|-------------|-----------|----------|-------------|-----------|-----------|---------------|---------------|-----------|----------------|----------------|------------|
| | 2014 | 2015 | 2016 | 2014 | 2015 | 2016 | 2014 | 2015 | 2016 | 2014 | 2015 | 2016 | 2014 | 2015 | 2016 | 2014 | 2015 | 2016 |
| Numbers | | | | | | | | | | | | | | | | | | |
| Betsi Cadwaladr University | 22 | 21 | 12 | 1 | 2 | 5 | 5 | 4 | 2 | 7 | 9 | 9 | 16 | 21 | 16 | 63 | 55 | 65 |
| Powys Teaching | 0 | 0 | 0 | 1 | 1 | 0 | 0 | 0 | 0 | 1 | 1 | 0 | 0 | 0 | 0 | 15 | 15 | 17 |
| Hywel Dda University | 2 | 3 | 4 | 3 | 2 | 0 | 4 | 6 | 2 | 1 | 1 | 2 | 13 | 10 | 8 | 31 | 32 | 37 |
| Abertawe Bro Morgannwg University | 7 (r) | 7 (r) | 8 | 3 | 2 | 1 | 1 | 2 | 2 | 0 | 0 | 1 | 16 | 11 | 10 | 48 (r) | 51 (r) | 51 |
| Cwm Taf University | 0 | 0 (r) | 0 | 0 | 0 | 0 | 0 | 0 | 0 | 0 | 0 | 0 | 3 (r) | 3 (r) | 2 | 43 (r) | 43 (r) | 40 |
| Aneurin Bevan University | 0 | 0 | 1 | 0 | 0 | 0 | 0 | 0 | 0 | 0 | 0 | 0 | 6 | 5 | 1 | 81 | 80 | 79 |
| Cardiff and Vale University | 1 | 1 | 4 | 0 | 0 | 0 | 1 | 1 | 0 | 0 | 0 | 1 | 4 | 4 | 0 | 60 | 60 | 61 |
| Wales | 32 (r) | 32 (r) | 29 | 8 | 7 | 6 | 11 | 13 | 6 | 9 | 11 | 13 | 58 (r) | 54 (r) | 37 | 341 (r) | 336 (r) | 350 |
| Percentages | | | | | | | | | | | | | | | | | | |
| Betsi Cadwaladr University | 19 | 19 | 11 | 1 | 2 | 5 | 4 | 4 | 2 | 6 | 8 | 8 | 14 | 19 | 15 | 55 | 49 | 60 |
| Powys Teaching | 0 | 0 | 0 | 6 | 6 | 0 | 0 | 0 | 0 | 6 | 6 | 0 | 0 | 0 | 0 | 88 | 88 | 100 |
| Hywel Dda University | 4 | 6 | 8 | 6 | 4 | 0 | 7 | 11 | 4 | 2 | 2 | 4 | 24 | 19 | 15 | 57 | 59 | 70 |
| Abertawe Bro Morgannwg University | 9 (r) | 10 (r) | 11 | 4 | 3 | 1 | 1 | 3 | 3 | 0 | 0 | 1 | 21 | 15 | 14 | 64 (r) | 70 (r) | 70 |
| Cwm Taf University | 0 | 0 (r) | 0 | 0 | 0 | 0 | 0 | 0 | 0 | 0 | 0 | 0 | 7 (r) | 7 (r) | 5 | 93 (r) | 93 (r) | 95 |
| Aneurin Bevan University | 0 | 0 | 1 | 0 | 0 | 0 | 0 | 0 | 0 | 0 | 0 | 0 | 7 | 6 | 1 | 93 | 94 | 98 |
| Cardiff and Vale University | 2 | 2 | 6 | 0 | 0 | 0 | 2 | 2 | 0 | 0 | 0 | 2 | 6 | 6 | 0 | 91 | 91 | 92 |
| Wales | 7 | 7 (r) | 7 | 2 | 2 | 1 | 2 | 3 | 1 | 2 | 2 | 3 | 13 | 12 | 8 | 74 | 74 | 79 |

(r) Processing errors have been identified in relation to Aneurin Bevan ULHB and Cwm Taf ULHB data, which has also affected the Wales proportion. This data has been revised since the last publication.

Appendix table 7: Number and percentages of practices offering appointments during the whole half hour between 17:30 and 18:00, by number of week days and health board

| Health Board | 0 week days | | | 1 week day | | | 2 week days | | | 3 week days | | | 4 week days | | | 5 week days | | |
|-----------------------------------|----------------|----------------|------------|------------|-----------|-----------|-------------|----------|----------|-------------|----------|----------|---------------|-----------|-----------|----------------|----------------|------------|
| | 2014 | 2015 | 2016 | 2014 | 2015 | 2016 | 2014 | 2015 | 2016 | 2014 | 2015 | 2016 | 2014 | 2015 | 2016 | 2014 | 2015 | 2016 |
| Numbers | | | | | | | | | | | | | | | | | | |
| Betsi Cadwaladr University | 71 | 71 | 67 | 2 | 3 | 2 | 2 | 2 | 1 | 7 | 6 | 4 | 9 | 10 | 8 | 23 | 20 | 27 |
| Powys Teaching | 6 | 5 | 5 | 0 | 0 | 0 | 1 | 1 | 0 | 0 | 0 | 0 | 1 | 1 | 1 | 9 | 10 | 11 |
| Hywel Dda University | 27 | 18 | 15 | 1 | 5 | 3 | 3 | 3 | 3 | 1 | 0 | 2 | 6 | 7 | 6 | 16 | 21 | 24 |
| Abertawe Bro Morgannwg University | 42 (r) | 37 (r) | 36 | 1 | 4 | 4 | 3 | 1 | 1 | 0 | 0 | 0 | 5 | 3 | 2 | 24 (r) | 28 (r) | 30 |
| Cwm Taf University | 2 | 1 (r) | 0 | 0 | 0 | 0 | 0 | 0 | 0 | 0 | 0 | 0 | 4 (r) | 4 | 4 | 40 (r) | 41 (r) | 38 |
| Aneurin Bevan University | 6 | 5 | 3 | 1 | 0 | 0 | 0 | 0 | 1 | 1 | 0 | 0 | 7 | 8 | 4 | 72 | 72 | 73 |
| Cardiff and Vale University | 10 | 10 | 26 | 0 | 0 | 2 | 1 | 1 | 0 | 1 | 1 | 0 | 3 | 3 | 3 | 51 | 51 | 35 |
| Wales | 164 (r) | 147 (r) | 152 | 5 | 12 | 11 | 10 | 8 | 6 | 10 | 7 | 6 | 35 (r) | 36 | 28 | 235 (r) | 243 (r) | 238 |
| Percentages | | | | | | | | | | | | | | | | | | |
| Betsi Cadwaladr University | 62 | 63 | 61 | 2 | 3 | 2 | 2 | 2 | 1 | 6 | 5 | 4 | 8 | 9 | 7 | 20 | 18 | 25 |
| Powys Teaching | 35 | 29 | 29 | 0 | 0 | 0 | 6 | 6 | 0 | 0 | 0 | 0 | 6 | 6 | 6 | 53 | 59 | 65 |
| Hywel Dda University | 50 | 33 | 28 | 2 | 9 | 6 | 6 | 6 | 6 | 2 | 0 | 4 | 11 | 13 | 11 | 30 | 39 | 45 |
| Abertawe Bro Morgannwg University | 56 (r) | 51 (r) | 49 | 1 | 5 | 5 | 4 | 1 | 1 | 0 | 0 | 0 | 7 | 4 | 3 | 32 (r) | 38 (r) | 41 |
| Cwm Taf University | 4 | 2 (r) | 0 | 0 | 0 | 0 | 0 | 0 | 0 | 0 | 0 | 0 | 9 (r) | 9 | 10 | 87 (r) | 89 (r) | 90 |
| Aneurin Bevan University | 7 | 6 | 4 | 1 | 0 | 0 | 0 | 0 | 1 | 1 | 0 | 0 | 8 | 9 | 5 | 83 | 85 | 90 |
| Cardiff and Vale University | 15 | 15 | 39 | 0 | 0 | 3 | 2 | 2 | 0 | 2 | 2 | 0 | 5 | 5 | 5 | 77 | 77 | 53 |
| Wales | 36 | 32 (r) | 34 | 1 | 3 | 2 | 2 | 2 | 1 | 2 | 2 | 1 | 8 | 8 | 6 | 51 | 54 (r) | 54 |

(r) Processing errors have been identified in relation to Aneurin Bevan ULHB and Cwm Taf ULHB data, which has also affected the Wales proportion. This data has been revised since the last publication.

Appendix table 8: Number and percentages of practices offering appointments during the whole half hour between 18:00 and 18:30, by number of week days and health board

| Health Board | 0 week days | | | 1 week day | | | 2 week days | | | 3 week days | | | 4 week days | | | 5 week days | | |
|-----------------------------------|-------------|----------------|------------|------------|-----------|-----------|--------------|--------------|----------|-------------|----------|----------|---------------|----------|----------|---------------|---------------|-----------|
| | 2014 | 2015 | 2016 | 2014 | 2015 | 2016 | 2014 | 2015 | 2016 | 2014 | 2015 | 2016 | 2014 | 2015 | 2016 | 2014 | 2015 | 2016 |
| Numbers | | | | | | | | | | | | | | | | | | |
| Betsi Cadwaladr University | 109 | 107 | 103 | 0 | 1 | 0 | 1 | 0 | 1 | 0 | 0 | 0 | 1 | 1 | 1 | 3 | 3 | 4 |
| Powys Teaching | 15 | 15 | 15 | 0 | 0 | 0 | 0 | 0 | 0 | 0 | 0 | 0 | 0 | 0 | 0 | 2 | 2 | 2 |
| Hywel Dda University | 45 | 42 | 39 | 2 | 1 | 2 | 0 | 0 | 0 | 1 | 2 | 0 | 2 | 1 | 2 | 4 | 8 | 10 |
| Abertawe Bro Morgannwg University | 66 | 63 | 65 | 2 | 2 | 0 | 0 | 0 | 0 | 0 | 0 | 0 | 0 | 0 | 0 | 7 | 8 | 8 |
| Cwm Taf University | 15 | 15 (r) | 16 | 0 | 0 | 0 | 0 | 0 | 0 | 0 | 0 | 0 | 4 (r) | 4 | 4 | 27 (r) | 27 (r) | 22 |
| Aneurin Bevan University | 63 | 61 | 52 | 15 | 15 | 16 | 3 | 3 | 6 | 0 | 0 | 0 | 3 | 3 | 1 | 3 | 3 | 6 |
| Cardiff and Vale University | 51 | 51 | 61 | 1 | 1 | 0 | 0 (r) | 0 (r) | 0 | 0 | 0 | 0 | 0 | 0 | 0 | 14 (r) | 14 (r) | 5 |
| Wales | 364 | 354 (r) | 351 | 20 | 20 | 18 | 4 (r) | 3 (r) | 7 | 1 | 2 | 0 | 10 (r) | 9 | 8 | 60 (r) | 65 (r) | 57 |
| Percentages | | | | | | | | | | | | | | | | | | |
| Betsi Cadwaladr University | 96 | 96 | 94 | 0 | 1 | 0 | 1 | 0 | 1 | 0 | 0 | 0 | 1 | 1 | 1 | 3 | 3 | 4 |
| Powys Teaching | 88 | 88 | 88 | 0 | 0 | 0 | 0 | 0 | 0 | 0 | 0 | 0 | 0 | 0 | 0 | 12 | 12 | 12 |
| Hywel Dda University | 83 | 78 | 74 | 4 | 2 | 4 | 0 | 0 | 0 | 2 | 4 | 0 | 4 | 2 | 4 | 7 | 15 | 19 |
| Abertawe Bro Morgannwg University | 88 | 86 | 89 | 3 | 3 | 0 | 0 | 0 | 0 | 0 | 0 | 0 | 0 | 0 | 0 | 9 | 11 | 11 |
| Cwm Taf University | 33 | 33 (r) | 38 | 0 | 0 | 0 | 0 | 0 | 0 | 0 | 0 | 0 | 9 (r) | 9 | 10 | 59 (r) | 59 (r) | 52 |
| Aneurin Bevan University | 72 | 72 | 64 | 17 | 18 | 20 | 3 | 4 | 7 | 0 | 0 | 0 | 3 | 4 | 1 | 3 | 4 | 7 |
| Cardiff and Vale University | 77 | 77 | 92 | 2 | 2 | 0 | 0 (r) | 0 (r) | 0 | 0 | 0 | 0 | 0 | 0 | 0 | 21 (r) | 21 (r) | 8 |
| Wales | 79 | 78 | 80 | 4 | 4 | 4 | 1 (r) | 1 (r) | 2 | 0 | 0 | 0 | 2 | 2 | 2 | 13 (r) | 14 (r) | 13 |

(r) Processing errors have been identified in relation to Cardiff and Vale ULHB and Cwm Taf ULHB data, which has also affected the Wales proportion. This data has been revised since the last publication.

Appendix table 9: Number and percentages of practices offering appointments between 17:00 and 17:30, 2 or more days per week, by health board

| 2014 ⁽¹⁾ | | | | | | | |
|-----------------------------------|----------------------------------------------|------------|-----------------------------------------------|------------|-----------------------------------------------------|------------|-----------------|
| Health Board | Offering appointments for part of the period | | Offering appointments during the whole period | | Offering appointments at any time during the period | | Total practices |
| | Number | Percentage | Number | Percentage | Number | Percentage | Number |
| Betsi Cadwaladr University | 16 | 14 | 91 | 80 | 106 | 93 | 114 |
| Powys Teaching | 2 | 12 | 16 | 94 | 17 | 100 | 17 |
| Hywel Dda University | 6 | 11 | 49 | 91 | 53 | 98 | 54 |
| Abertawe Bro Morgannwg University | 5 (r) | 7 (r) | 65 (r) | 87 (r) | 70 | 93 | 75 |
| Cwm Taf University | 0 | 0 | 46 | 100 | 46 | 100 | 46 |
| Aneurin Bevan University | 0 | 0 | 87 | 100 | 87 | 100 | 87 |
| Cardiff and Vale University | 1 | 2 | 65 | 98 | 66 | 100 | 66 |
| Wales | 30 (r) | 7 | 419 (r) | 91 | 445 | 97 | 459 |

(1) Note that the sum of the practices which offer appointments both for the whole period and for part of it do not sum to all practices which offer some appointments during the period. This is because a small number of practices appear in both the whole and partial period columns eg a practice may offer appointments for 3 days between 5 and 5.30 and the other 2 days between 5 and 5.20pm.

(r) Processing errors have been identified in relation to Abertawe Bro Morgannwg ULHB data, which has also affected the Wales proportion. This data has been revised since the last publication.

| 2015 ⁽¹⁾ | | | | | | | |
|-----------------------------------|----------------------------------------------|------------|-----------------------------------------------|------------|-----------------------------------------------------|------------|-----------------|
| Health Board | Offering appointments for part of the period | | Offering appointments during the whole period | | Offering appointments at any time during the period | | Total practices |
| | Number | Percentage | Number | Percentage | Number | Percentage | Number |
| Betsi Cadwaladr University | 13 | 12 | 89 | 79 | 102 | 91 | 112 |
| Powys Teaching | 2 | 12 | 16 | 94 | 17 | 100 | 17 |
| Hywel Dda University | 7 | 13 | 49 | 91 | 53 | 98 | 54 |
| Abertawe Bro Morgannwg University | 7 (r) | 10 (r) | 64 (r) | 88 (r) | 70 | 96 | 73 |
| Cwm Taf University | 0 (r) | 0 (r) | 46 (r) | 100 (r) | 46 | 100 | 46 |
| Aneurin Bevan University | 0 | 0 | 85 | 100 | 85 | 100 | 85 |
| Cardiff and Vale University | 1 | 2 | 65 | 98 | 66 | 100 | 66 |
| Wales | 30 (r) | 7 | 414 (r) | 91 | 439 | 97 | 453 |

(1) Note that the sum of the practices which offer appointments both for the whole period and for part of it do not sum to all practices which offer some appointments during the period. This is because a small number of practices appear in both the whole and partial period columns eg a practice may offer appointments for 3 days between 5 and 5.30 and the other 2 days between 5 and 5.20pm.

(r) Processing errors have been identified in relation to Abertawe Bro Morgannwg ULHB and Cwm Taf ULHB data, which has also affected the Wales proportion. This data has been revised since the last publication.

| 2016 ⁽¹⁾ | | | | | | | |
|-----------------------------------|----------------------------------------------|------------|-----------------------------------------------|------------|-----------------------------------------------------|------------|-----------------|
| Health Board | Offering appointments for part of the period | | Offering appointments during the whole period | | Offering appointments at any time during the period | | Total practices |
| | Number | Percentage | Number | Percentage | Number | Percentage | Number |
| Betsi Cadwaladr University | 13 | 12 | 92 | 84 | 104 | 95 | 109 |
| Powys Teaching | 0 | 0 | 17 | 100 | 17 | 100 | 17 |
| Hywel Dda University | 4 | 8 | 49 | 92 | 52 | 98 | 53 |
| Abertawe Bro Morgannwg University | 7 | 10 | 64 | 88 | 70 | 96 | 73 |
| Cwm Taf University | 0 | 0 | 42 | 100 | 42 | 100 | 42 |
| Aneurin Bevan University | 0 | 0 | 80 | 99 | 80 | 99 | 81 |
| Cardiff and Vale University | 1 | 2 | 62 | 94 | 63 | 95 | 66 |
| Wales | 25 | 6 | 406 | 92 | 428 | 97 | 441 |

(1) Note that the sum of the practices which offer appointments both for the whole period and for part of it do not sum to all practices which offer some appointments during the period. This is because a small number of practices appear in both the whole and partial period columns eg a practice may offer appointments for 3 days between 5 and 5.30 and the other 2 days between 5 and 5.20pm.

Appendix table 10: Number and percentages of practices offering appointments between 17:30 and 18:00, 2 or more days per week, by health board

| 2014⁽¹⁾ | | | | | | | |
|-----------------------------------|----------------------------------------------|------------|-----------------------------------------------|------------|-----------------------------------------------------|------------|-----------------|
| Health Board | Offering appointments for part of the period | | Offering appointments during the whole period | | Offering appointments at any time during the period | | Total practices |
| | Number | Percentage | Number | Percentage | Number | Percentage | Number |
| Betsi Cadwaladr University | 19 | 17 | 41 | 36 | 58 | 51 | 114 |
| Powys Teaching | 2 | 12 | 11 | 65 | 13 | 76 | 17 |
| Hywel Dda University | 11 | 20 | 26 | 48 | 37 | 69 | 54 |
| Abertawe Bro Morgannwg University | 14 (r) | 19 (r) | 32 (r) | 43 (r) | 45 | 60 | 75 |
| Cwm Taf University | 0 | 0 | 44 | 96 | 44 | 96 | 46 |
| Aneurin Bevan University | 7 | 8 | 80 | 92 | 86 | 99 | 87 |
| Cardiff and Vale University | 3 | 5 | 56 | 85 | 59 | 89 | 66 |
| Wales | 56 (r) | 12 | 290 (r) | 63 | 342 | 75 | 459 |

(1) Note that the sum of the practices which offer appointments both for the whole period and for part of it do not sum to all practices which offer some appointments during the period. This is because a small number of practices appear in both the whole and partial period columns eg a practice may offer appointments for 3 days between 5.30 and 6.00 and the other 2 days between 5.30 and 5.50pm.

(r) Processing errors have been identified in relation to Abertawe Bro Morgannwg ULHB data, which has also affected the Wales proportion. This data has been revised since the last publication.

| 2015⁽¹⁾ | | | | | | | |
|-----------------------------------|----------------------------------------------|------------|-----------------------------------------------|---------------|-----------------------------------------------------|------------|-----------------|
| Health Board | Offering appointments for part of the period | | Offering appointments during the whole period | | Offering appointments at any time during the period | | Total practices |
| | Number | Percentage | Number | Percentage | Number | Percentage | Number |
| Betsi Cadwaladr University | 22 | 20 | 38 | 34 | 58 | 52 | 112 |
| Powys Teaching | 1 | 6 | 12 | 71 | 13 | 76 | 17 |
| Hywel Dda University | 12 | 22 | 31 | 57 | 43 | 80 | 54 |
| Abertawe Bro Morgannwg University | 15 (r) | 21 (r) | 32 (r) | 44 (r) | 48 | 66 | 73 |
| Cwm Taf University | 0 (r) | 0 (r) | 45 (r) | 98 (r) | 45 | 98 | 46 |
| Aneurin Bevan University | 4 | 5 | 80 | 94 | 84 | 99 | 85 |
| Cardiff and Vale University | 3 | 5 | 56 | 85 | 59 | 89 | 66 |
| Wales | 57 (r) | 13 | 294 (r) | 65 (r) | 350 | 77 | 453 |

(1) Note that the sum of the practices which offer appointments both for the whole period and for part of it do not sum to all practices which offer some appointments during the period. This is because a small number of practices appear in both the whole and partial period columns eg a practice may offer appointments for 3 days between 5.30 and 6.00 and the other 2 days between 5.30 and 5.50pm.

(r) Processing errors have been identified in relation to Abertawe Bro Morgannwg ULHB and Cwm Taf ULHB data, which has also affected the Wales proportion. This data has been revised since the last publication.

| 2016⁽¹⁾ | | | | | | | |
|-----------------------------------|----------------------------------------------|------------|-----------------------------------------------|------------|-----------------------------------------------------|------------|-----------------|
| Health Board | Offering appointments for part of the period | | Offering appointments during the whole period | | Offering appointments at any time during the period | | Total practices |
| | Number | Percentage | Number | Percentage | Number | Percentage | Number |
| Betsi Cadwaladr University | 25 | 23 | 40 | 37 | 65 | 60 | 109 |
| Powys Teaching | 1 | 6 | 12 | 71 | 13 | 76 | 17 |
| Hywel Dda University | 11 | 21 | 35 | 66 | 45 | 85 | 53 |
| Abertawe Bro Morgannwg University | 13 | 18 | 33 | 45 | 47 | 64 | 73 |
| Cwm Taf University | 0 | 0 | 42 | 100 | 42 | 100 | 42 |
| Aneurin Bevan University | 2 | 2 | 78 | 96 | 80 | 99 | 81 |
| Cardiff and Vale University | 9 | 14 | 38 | 58 | 49 | 74 | 66 |
| Wales | 61 | 14 | 278 | 63 | 341 | 77 | 441 |

(1) Note that the sum of the practices which offer appointments both for the whole period and for part of it do not sum to all practices which offer some appointments during the period. This is because a small number of practices appear in both the whole and partial period columns eg a practice may offer appointments for 3 days between 5.30 and 6.00 and the other 2 days between 5.30 and 5.50pm.

Appendix table 11: Number and percentages of practices offering appointments between 18:00 and 18:30, 2 or more days per week, by health board

| 2014 ⁽¹⁾ | | | | | | | |
|-----------------------------------|----------------------------------------------|--------------|-----------------------------------------------|------------|-----------------------------------------------------|---------------|-----------------|
| Health Board | Offering appointments for part of the period | | Offering appointments during the whole period | | Offering appointments at any time during the period | | Total practices |
| | Number | Percentage | Number | Percentage | Number | Percentage | Number |
| Betsi Cadwaladr University | 4 | 4 | 5 | 4 | 9 | 8 | 114 |
| Powys Teaching | 1 | 6 | 2 | 12 | 3 | 18 | 17 |
| Hywel Dda University | 6 | 11 | 7 | 13 | 13 | 24 | 54 |
| Abertawe Bro Morgannwg University | 3 (r) | 4 (r) | 7 | 9 | 10 (r) | 13 (r) | 75 |
| Cwm Taf University | 4 | 9 | 31 | 67 | 35 | 76 | 46 |
| Aneurin Bevan University | 6 | 7 | 9 | 10 | 15 | 17 | 87 |
| Cardiff and Vale University | 4 (r) | 6 (r) | 14 | 21 | 18 | 27 | 66 |
| Wales | 28 (r) | 6 (r) | 75 | 16 | 103 (r) | 22 (r) | 459 |

(1) Note that the sum of the practices which offer appointments both for the whole period and for part of it do not sum to all practices which offer some appointments during the period. This is because a small number of practices appear in both the whole and partial period columns eg a practice may offer appointments for 3 days between 6 and 6.30 and the other 2 days between 6 and 6.20pm.

(r) Processing errors have been identified in relation to Abertawe Bro Morgannwg ULHB data, which has also affected the Wales proportion. This data has been revised since the last publication.

| 2015 ⁽¹⁾ | | | | | | | |
|-----------------------------------|----------------------------------------------|--------------|-----------------------------------------------|------------|-----------------------------------------------------|------------|-----------------|
| Health Board | Offering appointments for part of the period | | Offering appointments during the whole period | | Offering appointments at any time during the period | | Total practices |
| | Number | Percentage | Number | Percentage | Number | Percentage | Number |
| Betsi Cadwaladr University | 3 | 3 | 4 | 4 | 7 | 6 | 112 |
| Powys Teaching | 1 | 6 | 2 | 12 | 3 | 18 | 17 |
| Hywel Dda University | 6 | 11 | 11 | 20 | 16 | 30 | 54 |
| Abertawe Bro Morgannwg University | 8 (r) | 11 (r) | 8 | 11 | 16 (r) | 22 (r) | 73 |
| Cwm Taf University | 4 (r) | 9 (r) | 31 (r) | 67 (r) | 35 | 76 | 46 |
| Aneurin Bevan University | 7 | 8 | 9 | 11 | 16 | 19 | 85 |
| Cardiff and Vale University | 4 (r) | 6 (r) | 14 | 21 | 18 | 27 | 66 |
| Wales | 33 (r) | 7 (r) | 79 (r) | 17 | 111 (r) | 25 | 453 |

(1) Note that the sum of the practices which offer appointments both for the whole period and for part of it do not sum to all practices which offer some appointments during the period. This is because a small number of practices appear in both the whole and partial period columns eg a practice may offer appointments for 3 days between 6 and 6.30 and the other 2 days between 6 and 6.20pm.

(r) Processing errors have been identified in relation to Abertawe Bro Morgannwg ULHB, Cwm Taf ULHB and Cardiff and Vale ULHB data, which has also affected the Wales proportion. This data has been revised since the last publication.

| 2016 ⁽¹⁾ | | | | | | | |
|-----------------------------------|----------------------------------------------|------------|-----------------------------------------------|------------|-----------------------------------------------------|------------|-----------------|
| Health Board | Offering appointments for part of the period | | Offering appointments during the whole period | | Offering appointments at any time during the period | | Total practices |
| | Number | Percentage | Number | Percentage | Number | Percentage | Number |
| Betsi Cadwaladr University | 6 | 6 | 6 | 6 | 12 | 11 | 109 |
| Powys Teaching | 1 | 6 | 2 | 12 | 3 | 18 | 17 |
| Hywel Dda University | 11 | 21 | 12 | 23 | 23 | 43 | 53 |
| Abertawe Bro Morgannwg University | 8 | 11 | 8 | 11 | 16 | 22 | 73 |
| Cwm Taf University | 4 | 10 | 26 | 62 | 30 | 71 | 42 |
| Aneurin Bevan University | 9 | 11 | 13 | 16 | 21 | 26 | 81 |
| Cardiff and Vale University | 3 | 5 | 5 | 8 | 8 | 12 | 66 |
| Wales | 42 | 10 | 72 | 16 | 113 | 26 | 441 |

(1) Note that the sum of the practices which offer appointments both for the whole period and for part of it do not sum to all practices which offer some appointments during the period. This is because a small number of practices appear in both the whole and partial period columns eg a practice may offer appointments for 3 days between 6 and 6.30 and the other 2 days between 6 and 6.20pm.

Appendix table 12: Number and percentages of practices offering appointments after 18:30, by number of week days and health board

| Health Board | 0 week days | | | 1 week day | | | 2 week days | | | 3 week days | | | 4 week days | | | 5 week days | | |
|-----------------------------------|-------------|------------|------------|------------|-----------|-----------|-------------|----------|----------|-------------|----------|----------|-------------|----------|----------|-------------|----------|----------|
| | 2014 | 2015 | 2016 | 2014 | 2015 | 2016 | 2014 | 2015 | 2016 | 2014 | 2015 | 2016 | 2014 | 2015 | 2016 | 2014 | 2015 | 2016 |
| Numbers | | | | | | | | | | | | | | | | | | |
| Betsi Cadwaladr University | 114 | 112 | 109 | 0 | 0 | 0 | 0 | 0 | 0 | 0 | 0 | 0 | 0 | 0 | 0 | 0 | 0 | 0 |
| Powys Teaching | 17 | 17 | 17 | 0 | 0 | 0 | 0 | 0 | 0 | 0 | 0 | 0 | 0 | 0 | 0 | 0 | 0 | 0 |
| Hywel Dda University | 50 | 47 | 47 | 3 | 2 | 4 | 0 | 0 | 0 | 0 | 1 | 0 | 0 | 1 | 1 | 1 | 3 | 1 |
| Abertawe Bro Morgannwg University | 75 | 72 | 73 | 0 | 1 | 0 | 0 | 0 | 0 | 0 | 0 | 0 | 0 | 0 | 0 | 0 | 0 | 0 |
| Cwm Taf University | 46 | 46 | 42 | 0 | 0 | 0 | 0 | 0 | 0 | 0 | 0 | 0 | 0 | 0 | 0 | 0 | 0 | 0 |
| Aneurin Bevan University | 58 | 56 | 46 | 24 | 24 | 28 | 3 | 3 | 6 | 1 | 1 | 0 | 1 | 1 | 0 | 0 | 0 | 1 |
| Cardiff and Vale University | 66 | 66 | 66 | 0 | 0 | 0 | 0 | 0 | 0 | 0 | 0 | 0 | 0 | 0 | 0 | 0 | 0 | 0 |
| Wales | 426 | 416 | 400 | 27 | 27 | 32 | 3 | 3 | 6 | 1 | 2 | 0 | 1 | 2 | 1 | 1 | 3 | 2 |
| Percentages | | | | | | | | | | | | | | | | | | |
| Betsi Cadwaladr University | 100 | 100 | 100 | 0 | 0 | 0 | 0 | 0 | 0 | 0 | 0 | 0 | 0 | 0 | 0 | 0 | 0 | 0 |
| Powys Teaching | 100 | 100 | 100 | 0 | 0 | 0 | 0 | 0 | 0 | 0 | 0 | 0 | 0 | 0 | 0 | 0 | 0 | 0 |
| Hywel Dda University | 93 | 87 | 89 | 6 | 4 | 8 | 0 | 0 | 0 | 0 | 2 | 0 | 0 | 2 | 2 | 2 | 6 | 2 |
| Abertawe Bro Morgannwg University | 100 | 99 | 100 | 0 | 1 | 0 | 0 | 0 | 0 | 0 | 0 | 0 | 0 | 0 | 0 | 0 | 0 | 0 |
| Cwm Taf University | 100 | 100 | 100 | 0 | 0 | 0 | 0 | 0 | 0 | 0 | 0 | 0 | 0 | 0 | 0 | 0 | 0 | 0 |
| Aneurin Bevan University | 67 | 66 | 57 | 28 | 28 | 35 | 3 | 4 | 7 | 1 | 1 | 0 | 1 | 1 | 0 | 0 | 0 | 1 |
| Cardiff and Vale University | 100 | 100 | 100 | 0 | 0 | 0 | 0 | 0 | 0 | 0 | 0 | 0 | 0 | 0 | 0 | 0 | 0 | 0 |
| Wales | 93 | 92 | 91 | 6 | 6 | 7 | 1 | 1 | 1 | 0 | 0 | 0 | 0 | 0 | 0 | 0 | 1 | 0 |

Appendix table 13: Percentage of GP practices open for daily core hours or within one hour of daily core hours and those that offer appointments between 17:00 and 18:30 at least 2 week days

| Health Board | Open for daily core hours or within one hour of daily core hours | | | | | | Offer appointments between 17:00 and 18:30 at least 2 week days | | | | | |
|-----------------------------------|------------------------------------------------------------------|-----------|-----------|-----------|-----------|-----------|-----------------------------------------------------------------|-----------|-----------|-----------|-----------|-----------|
| | 2011 | 2012 | 2013 | 2014 | 2015 | 2016 | 2011 | 2012 | 2013 | 2014 | 2015 | 2016 |
| | | | | | | | | | | | | |
| Betsi Cadwaladr University | 45 | 45 | 70 | 73 | 73 | 74 | 92 | 92 | 94 | 94 | 92 | 95 |
| Powys Teaching | 100 | 100 | 100 | 100 | 100 | 100 | 88 | 88 | 100 | 100 | 100 | 100 |
| Hywel Dda University | 75 | 49 | 57 | 67 | 65 | 74 | 89 | 89 | 93 | 98 | 98 | 98 |
| Abertawe Bro Morgannwg University | 66 | 70 | 72 | 73 | 85 | 85 | 83 | 87 | 87 | 93 | 96 | 96 |
| Cwm Taf University | 17 | 92 | 92 | 93 | 93 | 90 | 98 | 98 | 100 | 100 | 100 | 100 |
| Aneurin Bevan University | 86 | 84 | 87 | 92 | 93 | 99 | 98 | 99 | 100 | 100 | 100 | 100 |
| Cardiff and Vale University | 56 | 78 | 76 | 83 | 83 | 88 | 96 | 100 | 100 | 100 | 100 | 95 |
| Wales | 60 | 68 | 76 | 80 | 82 | 85 | 92 | 94 | 95 | 97 | 97 | 97 |