

Dadansoddi ar gyfer Polisi



Analysis for Policy

Social research


Number: 102/2014



Llywodraeth Cymru
Welsh Government

www.cymru.gov.uk

Survey of Public Attitudes to Organ Donation: Waves 4 and 5



Survey of Public Attitudes to Organ Donation: Waves 4 and 5

Ian Jones
Knowledge and Analytical Services
Welsh Government

Data collection undertaken by Beaufort Research Ltd.

For further information please contact:

Ian Jones
Knowledge and Analytical Services
Welsh Government
Cathays Park
Cardiff
CF10 3NQ
Tel: 029 2082 3411
Email: ian.jones2@wales.gsi.gov.uk

Welsh Government Social Research, 1 December 2014

ISBN 978 1 4734 2567 5

© Crown Copyright 2014



All content is available under the Open Government Licence v3.0 , except where otherwise stated.

<http://www.nationalarchives.gov.uk/doc/open-government-licence/version/3/>

Table of contents

List of tables and figures	2
Key findings	3
1. Introduction	6
1.1 Background	6
1.2 About this report	6
1.3 Significant differences	7
2. Awareness and understanding of changes to the organ donation system	8
2.1 Unprompted awareness of any changes to organ donation system	8
2.2 Source and understanding of changes to organ donation system	10
2.3 Awareness of the detail of the law for changing the organ donation system	10
3. Attitudes towards changes to the organ donation system	13
3.1 Levels of support for opt-out system	13
3.2 Reasons for being in favour of or against changing to an opt-out system	14
4. Behaviour under soft opt-out system of organ donation	15
4.1 Behaviour of respondents currently registered on the NHS Organ Donor Register	17
5. Discussing wishes with a family member	21
Annex A: Methodology	21
Annex B: Questionnaire	25

List of tables and figures

Tables

Table A.1	Definition of regions	22
Table A.2	Definition of social groups	23
Table A.3	Sub-sample numbers for region, age, gender and social group	24

Figures

Figure 2.1	Are you aware of any changes that will be taking place to the current organ donation system?	8
Figure 2.2	Awareness of any changes to the organ donation system by region	9
Figure 2.3	Awareness of any changes to the organ donation system by age	9
Figure 2.4	Before today, have you seen or heard anything about this proposal at all?	11
Figure 2.5	Seen or heard anything about the change in law by region	11
Figure 2.6	Seen or heard anything about the change in law by age	12
Figure 3.1	Which of these statements about changes to the organ donation system in Wales best reflects your view?	13
Figure 4.1	When the new system of opting out is introduced, which of the following best describes what you think you will do?	15
Figure 4.2	Stated behaviour by region	16
Figure 4.3	Stated behaviour by gender	16
Figure 4.4	Stated behaviour by social group	17
Figure 4.5	Intended behaviour under opt-out system among respondents currently registered on the NHS Organ Donor Register	18
Figure 5.1	Proportion of respondents who had ever discussed their wishes regarding organ donation after death with a family member	19
Figure 5.2	Discussed wishes regarding organ donation with a family member by region	20
Figure 5.3	Discussed wishes regarding organ donation with a family member by age	20

Key findings

Background

- The Human Transplantation (Wales) Act 2013 introduces a soft opt-out system for consent to deceased organ and tissue donation in Wales, coming into effect on 1 December 2015.
- This report presents findings that allow public attitudes, awareness and understanding of the organ donation system in Wales to be monitored. Questions about organ donation were asked in the June 2014 (wave 4) and September 2014 (wave 5) Wales Omnibus Surveys, conducted by Beaufort Research Ltd.
- In wave 4, the full range of questions were asked which covered awareness levels, understanding, attitudes and behaviour in relation to organ donation and the introduction of a soft opt-out system in Wales. Wave 5 of the survey focused solely on monitoring awareness levels and understanding of the change in law.
- Where possible, findings are compared with previous waves of the survey carried out in June 2012 (wave 1), June 2013 (wave 2) and November 2013 (wave 3).

Awareness and understanding of changes to the organ donation system

- Respondents were asked, unprompted, if they were aware of any changes that will be taking place to the current system of organ donation. Between waves 4 and 5, the proportion of respondents reporting that they were aware of changes increased from 57 per cent to 62 per cent.
- In wave 5, awareness of any changes was highest in the Valleys and Cardiff & South East Wales (66 per cent), and lowest in North Wales (57 per cent). Awareness tended to be lower among:
 - 16 to 34 year olds; and
 - Respondents from C2DE social groups.
- Of those who were aware of changes to the organ donation system, the main source of awareness was a TV news show or other programme.
- Respondents who were aware of changes were also asked, unprompted, how they think the system will change. In wave 4, seven out of ten respondents (70 per cent) said that it would change to an opt-out system or one of presumed consent, rising to three quarters (75 per cent) in wave 5.

Awareness of the detail of the law for changing the organ donation system

- All respondents were shown a description of the new system of organ donation and asked if they had previously seen or heard anything about it. Between waves 4 and 5, the proportion of respondents reporting that they had seen or heard something about the change increased from 58 per cent to 62 per cent.
- In wave 5, the proportion of respondents who had seen or heard something about the change ranged from six out of ten (59 per cent) in Mid & West Wales to two thirds (66 per cent) in Cardiff & South East Wales. Awareness of the detail of the law tended to be lower among:
 - 16 to 34 year olds; and
 - Respondents from C2DE social groups.

Attitudes towards changes to the organ donation system

- Respondents were asked if they were in favour of, or against, the change in legislation, or whether they needed more information to decide. As has been the case since wave 1, a clear majority of respondents continue to support the change in legislation. In wave 4:
 - 63 per cent were **in favour**;
 - 18 per cent were **against**; and
 - 18 per cent **needed more information** to decide or didn't know.
- There were no significant differences in attitudes towards the changes by region, age or gender. However, there was a significant difference by social group, with 68 per cent of ABC1 respondents in favour compared with 58 per cent of C2DE respondents.
- Respondents were asked an open-ended question about why they were in favour of, or against, changing to an opt-out system of organ donation. The most common reasons given for being in favour of the change were that it would result in more lives being saved (19 per cent), increase the number of organs available (17 per cent), and benefit other people (17 per cent).
- The most common reasons given for being against the change was that it removes choice from the individual (39 per cent), that they do not want to donate (18 per cent), and that it is unfair to presume consent to organ donation (15 per cent).

Behaviour under soft opt-out system of organ donation

- All respondents were asked what they think they will do when the new soft opt-out system of organ donation is introduced. In wave 4:
 - 73 per cent would **opt in or take no action**;
 - 15 per cent would **opt out**; and
 - 12 per cent **didn't know**.
- The proportion of respondents that would opt in or take no action ranged from two thirds (67 per cent) in Mid & West Wales to three quarters (75 per cent) in Cardiff & South East Wales.
- There were significant differences by gender and social group, with men and respondents from ABC1 social groups more likely to opt in or take no action.
- Among respondents who said they were currently registered on the NHS Organ Donor Register, the proportion saying they would opt in or remain on the register has increased over the four waves from 87 per cent in wave 1 to 99 per cent in wave 4.

Discussing wishes with a family member

- Respondents were asked 'Have you ever discussed your wishes regarding organ donation after your death with a family member?'. The proportion of respondents that said they had discussed their wishes with a family member has remained at around four out of ten throughout each wave.
- In wave 4, there were significant differences by region, age, gender and social group in the proportion of respondents who had discussed their wishes regarding organ donation after their death with a family member.
- While around four out of ten respondents across the rest of Wales had discussed their wishes with a family member, in the Valleys this was only three out of ten (30 per cent).
- One third (33 per cent) of 16-34 year olds had discussed their wishes with a family member compared with around four out of ten respondents aged 35 years and over.
- A significantly greater proportion of women (45 per cent) than men (35 per cent) had discussed their organ donation wishes with a family member, as had a significantly greater proportion of ABC1 respondents (48 per cent) than C2DE respondents (33 per cent).

1. Introduction

1.1 Background

The Human Transplantation (Wales) Act received Royal Assent on 10 September 2013. The Act introduces a soft opt-out system for consent to deceased organ and tissue donation in Wales, which will come into effect on 1 December 2015.

A communications campaign is being undertaken by the Welsh Government before the new system comes into effect to ensure members of the public are fully informed about what the changes will mean and the choices they can make. In order to monitor the effectiveness of the campaign and inform its development, regular information is required on public awareness and understanding of organ donation law, and attitudes to changes in the legislation in Wales.

To meet these research needs, the Welsh Government has commissioned questions in the Wales Omnibus Survey, conducted by Beaufort Research Ltd. Data are being collected at regular intervals between June 2012 and June 2016.

1.2 About this report

In wave 4, the full range of questions were asked which covered awareness levels, understanding, attitudes and behaviour in relation to organ donation and the introduction of a soft opt-out system in Wales. Wave 5 of the survey focused solely on monitoring awareness levels and understanding of the change in law.

Most survey fieldwork for wave 4 (1,029 respondents) was conducted between 9 and 20 June 2014, and most survey fieldwork for wave 5 (1,002 respondents) was conducted between 15 and 26 September 2014. A few interviews in both waves were conducted after these dates. The survey is designed to be representative of the population resident in Wales aged 16 years and over.

This report is a factual representation of the results, and presents findings about public attitudes, awareness and understanding of the organ donation system – it does not examine causal links. Where possible, findings are compared with previous waves of the survey carried out in June 2012, June 2013 and November 2013¹. The analysis is also being used to inform how communications are targeted among different groups of the population.

¹ Report available here: <http://wales.gov.uk/statistics-and-research/public-attitudes-organ-donation/?lang=en>

1.3 Significant differences

Statistical significance testing of the data was undertaken in the analysis to aid interpretation of the results and to inform the communications campaign. When a difference between two sub-groups is described as being 'significant' in this report, this means that the probability of obtaining the finding by chance is less than one in 20 – i.e. it is likely to reflect a genuine relationship in the population².

More information on the survey methodology is included in Annex A. The full questionnaire is attached at Annex B.

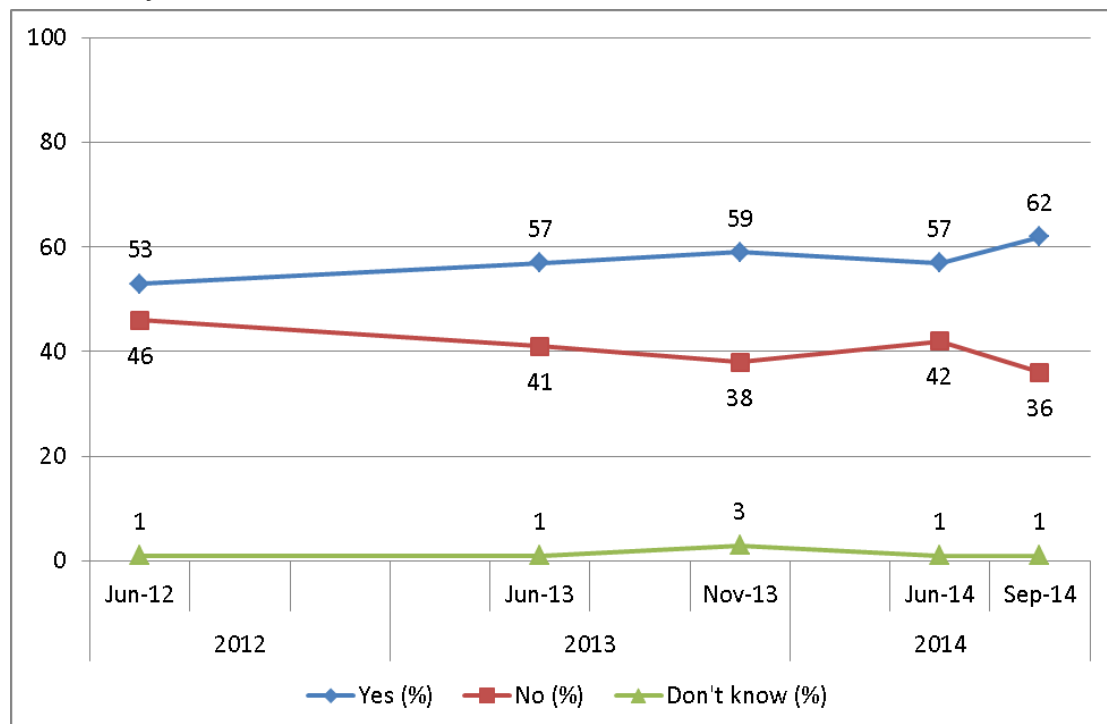
² When survey data are tested for statistical significance, an assumption is made that the achieved sample represents a random sample of the relevant population. As the Wales Omnibus Survey uses proportional quota sampling, genuine statistical significance cannot, strictly speaking, be established. Therefore, 'significant' differences in this report refer to a pseudo-statistically significant difference at the 95 per cent confidence level.

2. Awareness and understanding of changes to the organ donation system

2.1 Unprompted awareness of any changes to organ donation system

Respondents were asked, unprompted, if they were aware of any changes that will be taking place to the current system of organ donation. In wave 4, 57 per cent of respondents reported that they were aware of changes, staying relatively consistent since wave 2, before increasing to 62 per cent in wave 5 (Figure 2.1).

Figure 2.1: Are you aware of any changes that will be taking place to the current organ donation system? ^a



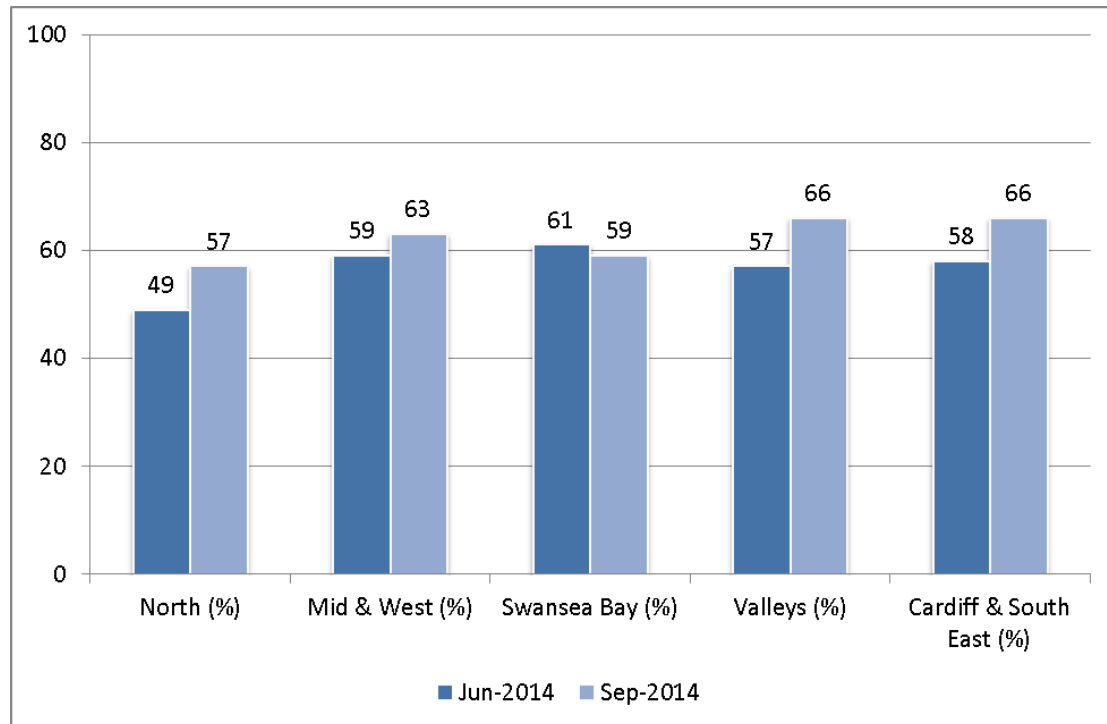
Base: 1,006 (W1 June 2012); 1,015 (W2 June 2013); 1,022 (W3 November 2013); 1,029 (W4 June 2014); 1,002 (W5 September 2014)

(a) In waves 1 and 2, respondents were asked 'Are you aware of any proposed changes to the current organ donation system?'

Figure 2.2 (below) shows awareness of any changes to the organ donation system by region in waves 4 and 5. Awareness increased across all regions except Swansea Bay, with the largest increase being nine percentage points in the Valleys.

In wave 5, awareness was highest in the Valleys and Cardiff & South East Wales (66 per cent), and lowest in North Wales (57 per cent).

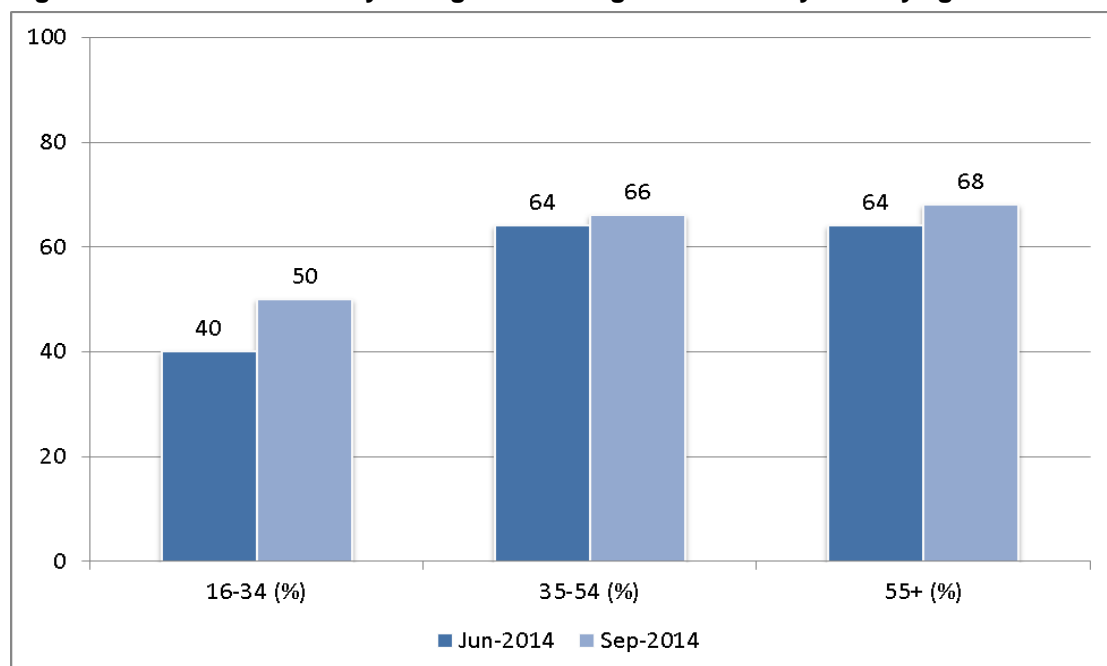
Figure 2.2: Awareness of any changes to the organ donation system by region



Base: 1,029 (W4 June 2014); 1,002 (W5 September 2014)

Figure 2.3 (below) shows awareness of any changes to the organ donation system by age in waves 4 and 5. Awareness increased most among respondents under 35 years, from four out of ten (40 per cent) in wave 4 to five out of ten (50 per cent) in wave 5. However, in wave 5, awareness remained highest among respondents aged 35 years and over.

Figure 2.3: Awareness of any changes to the organ donation system by age



Base: 1,029 (W4 June 2014); 1,002 (W5 September 2014)

In waves 4 and 5, there was a significant difference in awareness of any changes by social group. In wave 4, 62 per cent of ABC1 respondents were aware of any changes compared with 52 per cent of C2DE respondents. In wave 5, this difference grew with 71 per cent of ABC1 respondents being aware of any changes compared with 55 per cent of C2DE respondents.

There was no statistically significant difference in awareness by gender in either wave 4 or wave 5.

2.2 Source and understanding of changes to organ donation system

Respondents who were aware of changes were asked an open-ended question 'How did you become aware of the changes to the current organ donation system?'.

Around two thirds of respondents (68 per cent in wave 4; and 65 per cent in wave 5) said they became aware through a TV news show or other programme. The next most frequent response was 'someone told me', given by 13 per cent in wave 4, and 16 per cent in wave 5.

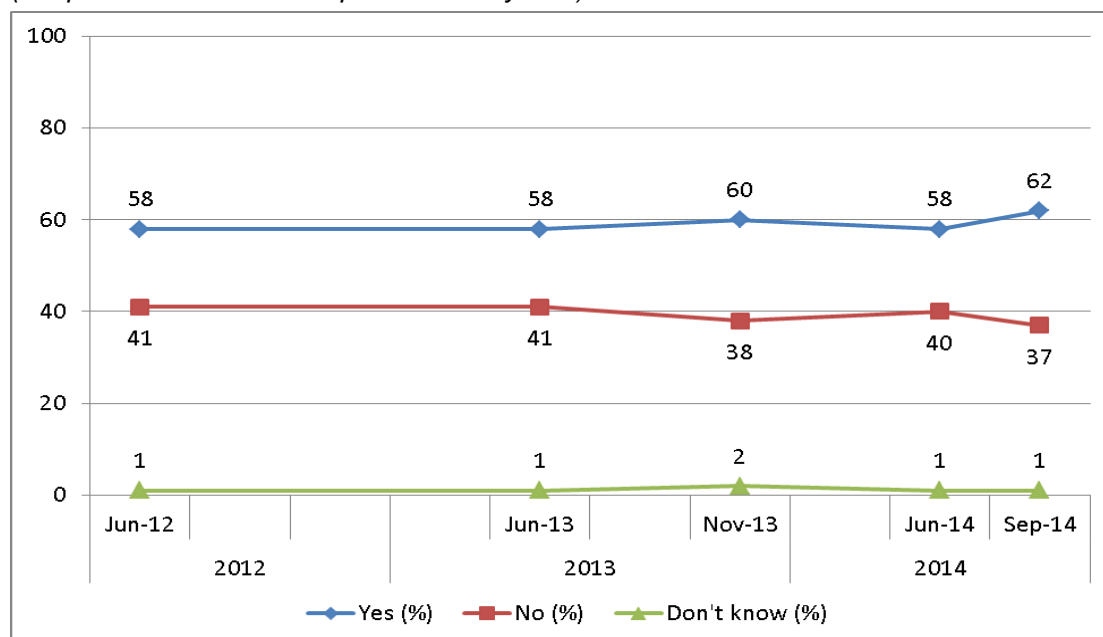
Respondents who were aware of changes were also asked an open-ended question 'Can you tell me how you think the system will change?'. In wave 4, seven out of ten respondents (70 per cent) said that it would change to an opt-out system or one of presumed consent, rising to three quarters (75 per cent) in wave 5. However, around one out of ten (13 per cent in wave 4; and 10 in wave 5) didn't know.

2.3 Awareness of the detail of the law for changing the organ donation system

All respondents were shown a description of the new system of organ donation and asked if they had previously seen or heard anything about it.

In waves 4 and 5, 58 per cent and 62 per cent of respondents, respectively, reported that they had seen or heard something about the change, staying relatively consistent since wave 1 (Figure 2.4).

Figure 2.4: Before today, have you seen or heard anything about this proposal at all?
(Respondents shown description of new system)

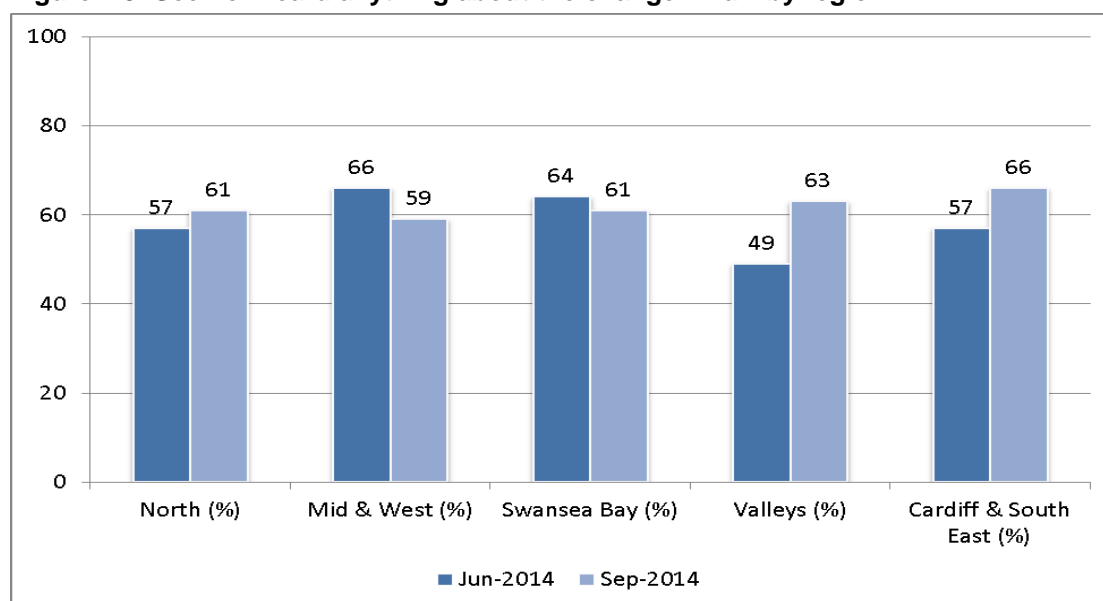


Base: 1,006 (W1 June 2012); 1,015 (W2 June 2013); 1,022 (W3 November 2013); 1,029 (W4 June 2014); 1,002 (W5 September 2014)

Figure 2.5 (below) shows awareness of the detail of the law by region in waves 4 and 5. Awareness increased in three of the regions (North Wales, Valleys, and Cardiff & South East Wales) but decreased in Mid & West Wales and Swansea Bay.

In wave 5, the proportion of respondents who had seen or heard something about the change ranged from six out of ten (59 per cent) in Mid & West Wales to two thirds (66 per cent) in the Cardiff & South East Wales.

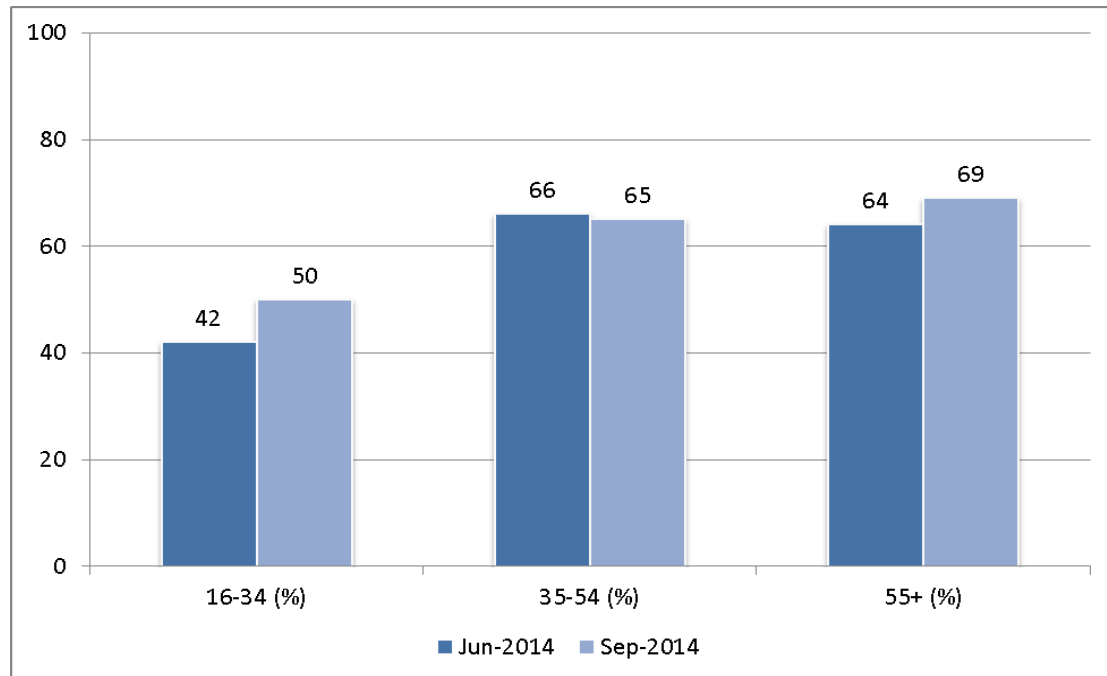
Figure 2.5: Seen or heard anything about the change in law by region



Base: 1,029 (W4 June 2014); 1,002 (W5 September 2014)

Figure 2.6 (below) shows awareness of the detail of the law by age in waves 4 and 5. Among respondents under 35 years, awareness increased from 42 per cent in wave 4 to 50 per cent in wave 5. However, in wave 5, awareness remained highest among respondents aged 35 years and over.

Figure 2.6: Seen or heard anything about the change in law by age



Base: 1,029 (W4 June 2014); 1,002 (W5 September 2014)

In waves 4 and 5, there was a significant difference by social group and whether respondents had seen or heard anything about the change in law.

In wave 4, two thirds (67 per cent) of ABC1 respondents had seen or heard something about the change in law, compared with half (50 per cent) of C2DE respondents.

In wave 5, seven out of ten (70 per cent) ABC1 respondents had seen or heard something, compared with 56 per cent of C2DE respondents.

There was no statistically significant difference in either wave 4 or wave 5 in the proportion of men and women who had seen or heard something about the change in law.

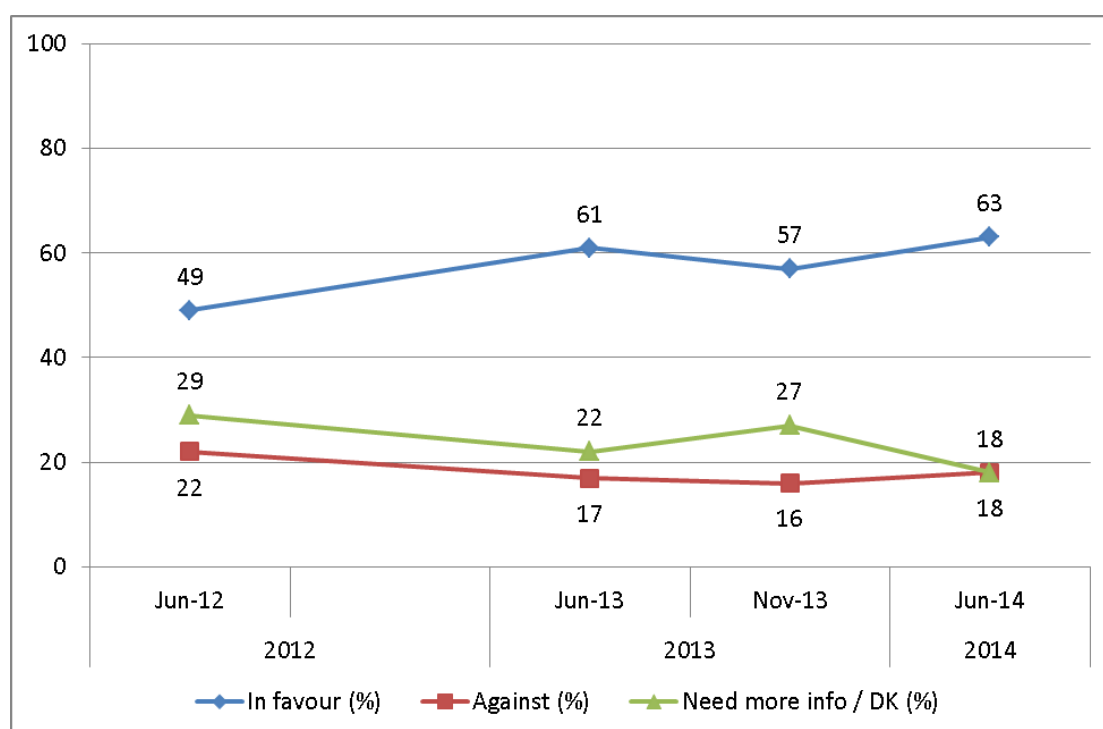
3. Attitudes towards changes to the organ donation system

3.1 Levels of support for opt-out system

Respondents were asked if they were in favour of, or against, the change in legislation, or whether they needed more information to decide.

As Figure 3.1 shows, a clear majority of respondents continue to support the change in legislation, with around six out of ten being in favour since wave 2. Throughout the four waves, around one out of five respondents have said they are against the change in legislation.

Figure 3.1: Which of these statements about changes to the organ donation system in Wales best reflects your view? ^a



Base: 1,006 (W1 June 2012); 1,015 (W2 June 2013); 1,022 (W3 November 2013); 1,029 (W4 June 2014)

(a) In waves 1 and 2, respondents were asked 'Which of these statements about proposed changes to the organ donation system in Wales best reflects your view?'

In wave 4, there were no significant differences in support by region, age or gender.

However, there was a significant difference by social group, with 68 per cent of ABC1 respondents in favour compared with 58 per cent of C2DE respondents.

3.2 Reasons for being in favour of or against changing to an opt-out system

Respondents were asked an open-ended question about why they were in favour of, or against, changing to an opt-out system of organ donation.

The most common reasons given for being in favour of the change were that it would result in more lives being saved (19 per cent), increase the number of organs available (17 per cent), and benefit other people (17 per cent).

The most common reasons given for being against the change was that it removes choice from the individual (39 per cent), that they do not want to donate (18 per cent), and that it is unfair to presume consent to organ donation (15 per cent).

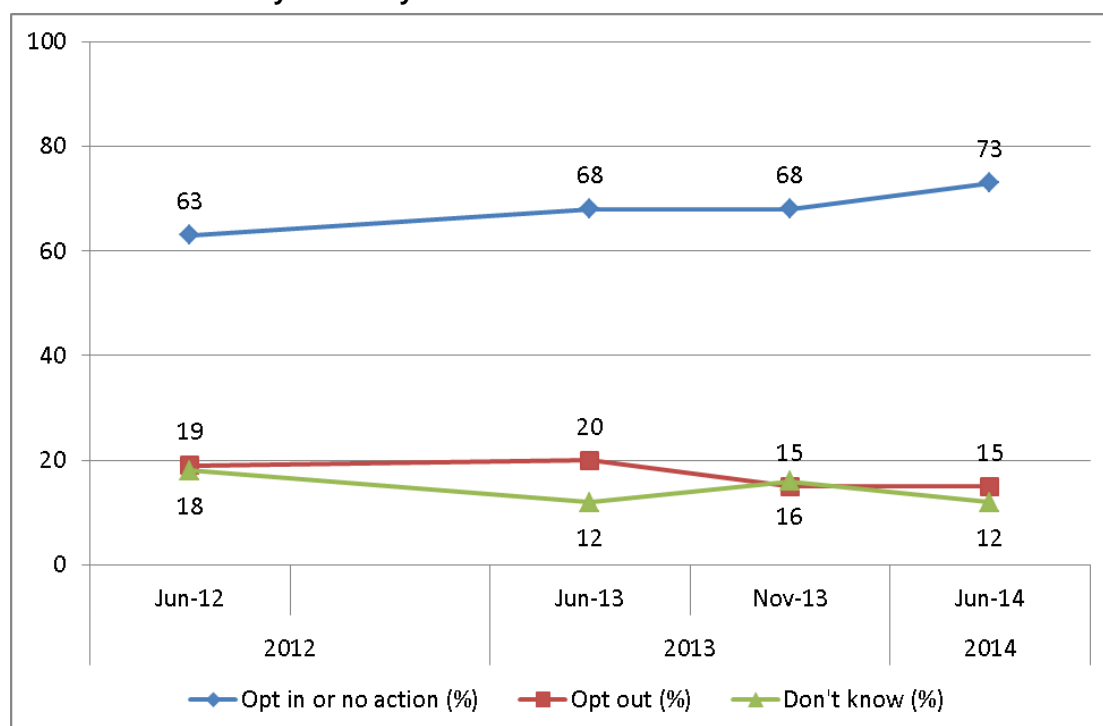
Respondents who reported that they needed more information to decide were asked what additional information they need. The most common responses were that more detail would be needed of how the system would work (37 per cent), and more information about the role of the family (12 per cent).

4. Behaviour under soft opt-out system of organ donation

All respondents in wave 4 were asked what they think they will do when the new soft opt-out system of organ donation is introduced.

Between waves 1 and 4, the proportion of respondents saying they will opt in or take no action increased from 63 per cent to 73 per cent. The proportion of respondents saying they will opt out remained steady between waves 3 and 4 at 15 per cent (Figure 4.1).

Figure 4.1: When the new system of opting out is introduced, which of the following best describes what you think you will do? ^a



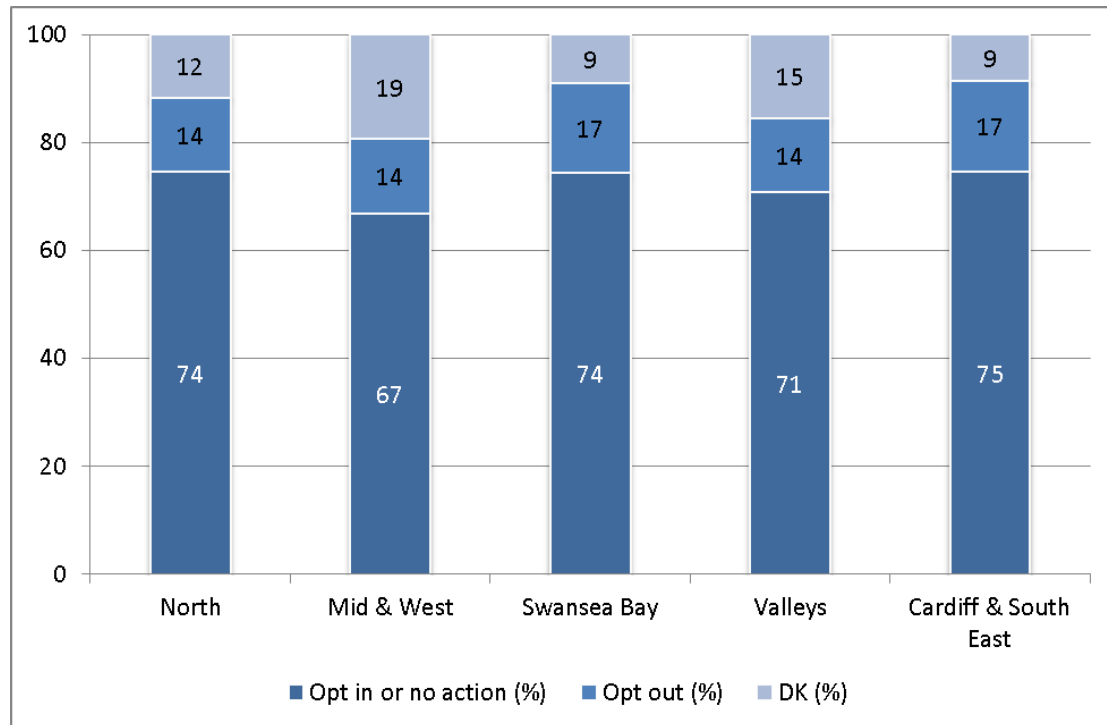
Base: 1,006 (W1 June 2012); 1,015 (W2 June 2013); 1,022 (W3 November 2013); 1,029 (W4 June 2014)

(a) In waves 1 and 2, respondents were asked 'If the new system of opting out was introduced, which of the following best describes what you think you would do?'

There was no significant difference by age in how respondents think they will act under the new system. However, there were significant differences by region, gender and social group.

While the proportion of respondents saying they think they will opt out was between 14 and 17 per cent in each region, the proportion that would opt in or take no action ranged from two thirds (67 per cent) in Mid & West Wales to three quarters (75 per cent) in Cardiff & South East Wales (Figure 4.2).

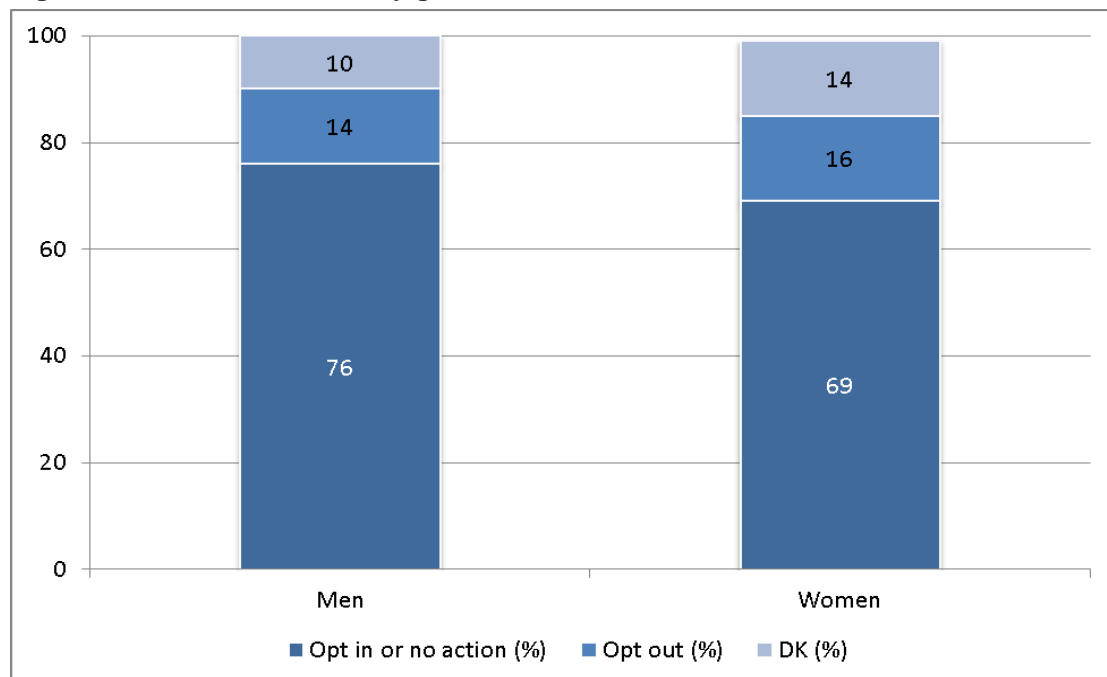
Figure 4.2: Stated behaviour by region



Base: 1,029 (W4 June 2014)

Figure 4.3 (below) shows the differences in stated behaviour by gender. While a similar proportion of men and women said they would opt out, a greater proportion of men (76 per cent) than women (69 per cent) said they would opt in or take no action.

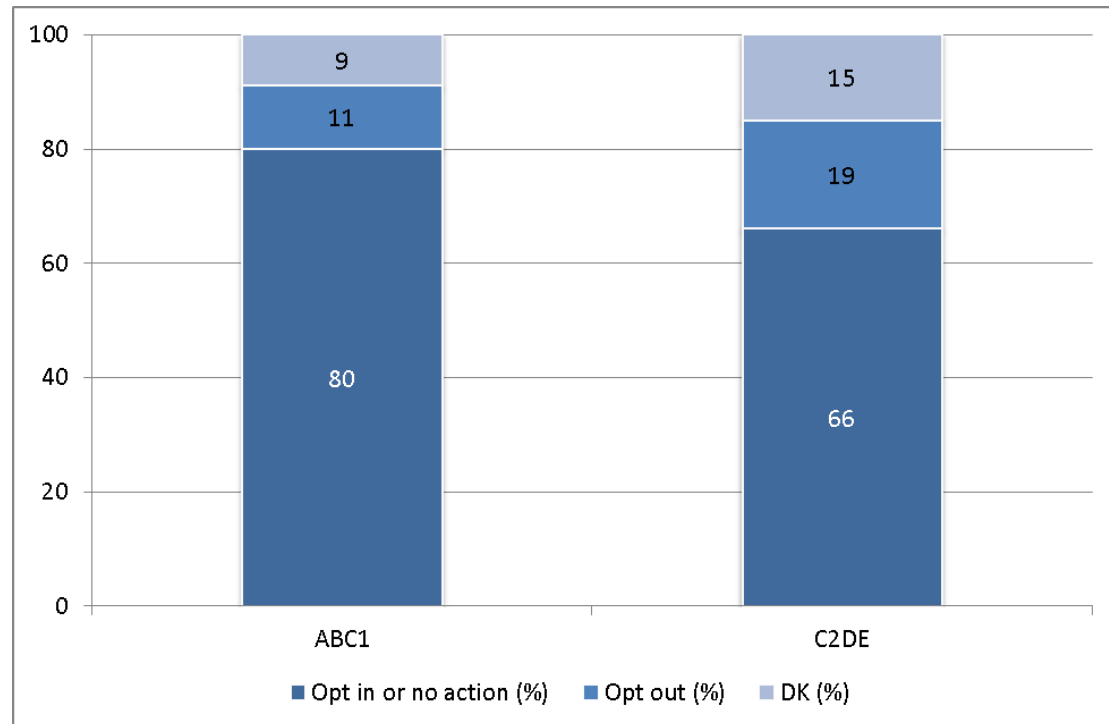
Figure 4.3: Stated behaviour by gender



Base: 1,029 (W4 June 2014)

The differences between stated behaviour and social group is shown in Figure 4.4 (below). Overall, eight out of ten (80 per cent) ABC1 respondents said they would opt in or take no action compared with two thirds (66 per cent) of C2DE respondents. C2DE respondents were more likely than ABC1 respondents to say they will opt out, or don't know what they will do.

Figure 4.4: Stated behaviour by social group



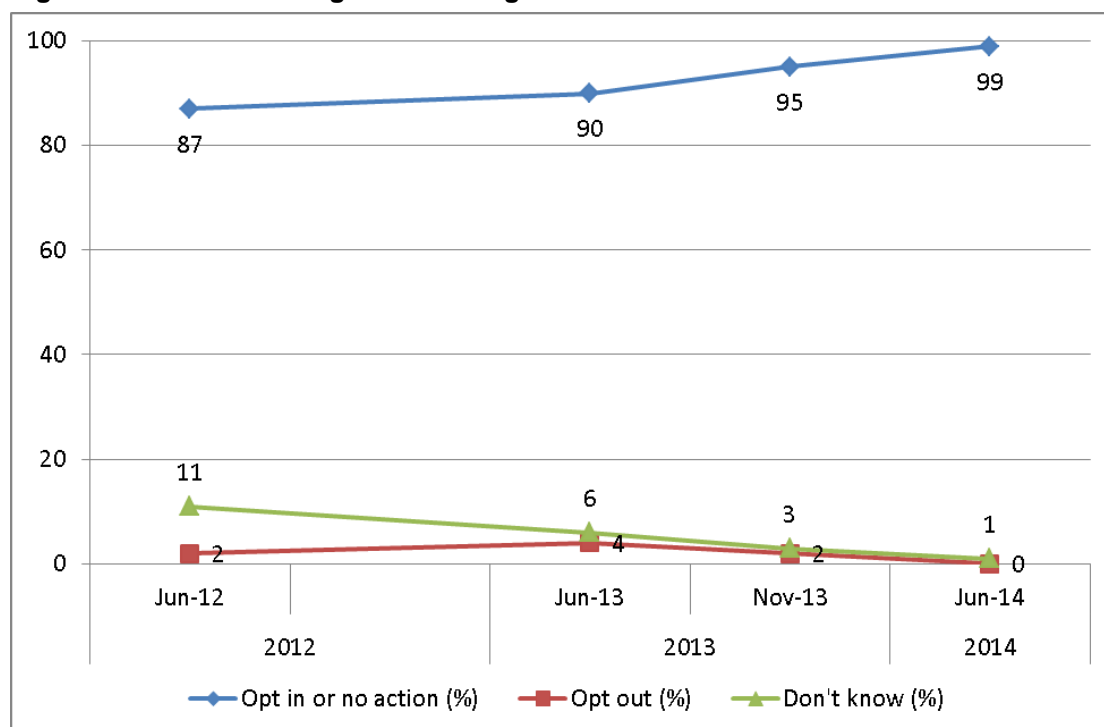
Base: 1,029 (W4 June 2014)

4.1 Behaviour of respondents currently registered on the NHS Organ Donor Register

Among respondents who said they were currently registered on the NHS Organ Donor Register (28 per cent in wave 4)³, the proportion saying they would opt in or remain on the register has increased over the four waves from 87 per cent in wave 1 to 99 per cent in wave 4 (Figure 4.5).

³ According to NHSBT, 33 per cent of the population in Wales were on the Organ Donor Register by 31 March 2014. The reason for the difference between these figures is not clear, although research commissioned by the Welsh Government (2012) suggests that some people who carry a donor card are not always sure if they are on the register (see <http://wales.gov.uk/statistics-and-research/public-attitudes-organ-donation/?lang=en>). In addition, while the Wales Omnibus Survey sample is designed to be representative of the resident adult population in Wales and uses demographic quota controls, quotas are not set for organ donation status.

Figure 4.5: Intended behaviour under opt-out system among respondents currently registered on the NHS Organ Donor Register ^a



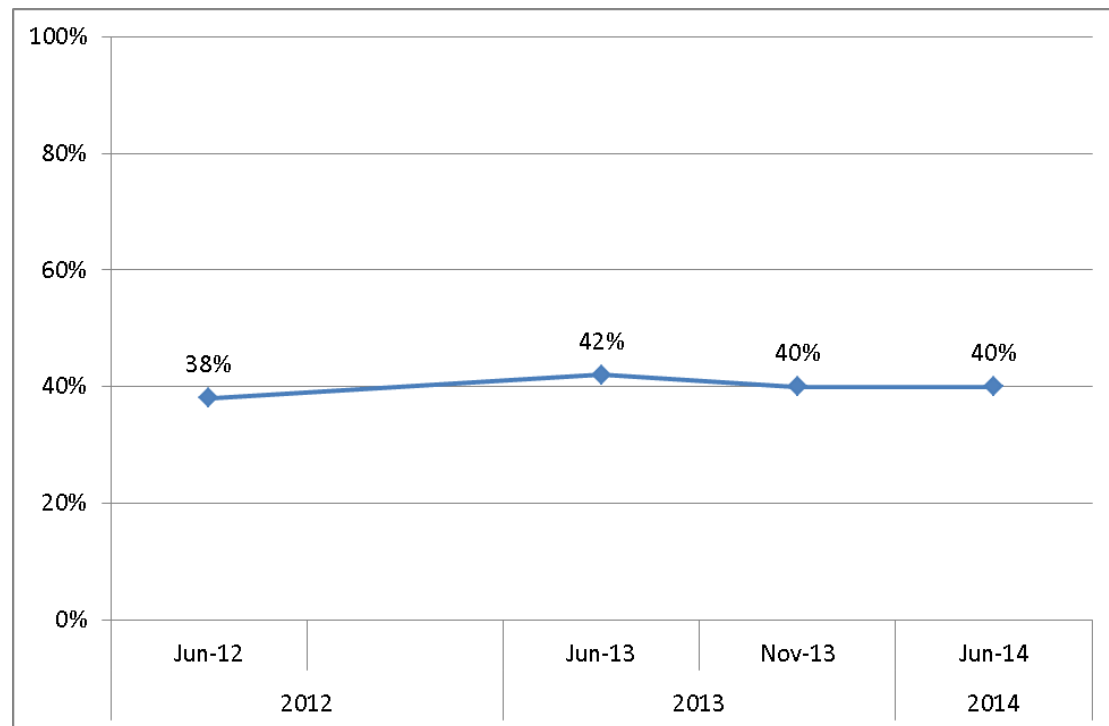
Base: 236 (W1 June 2012); 260 (W2 June 2013); 270 (W3 November 2013); 290 (W4 June 2014)

(a) In waves 1 and 2, respondents were asked 'If the new system of opting out was introduced, which of the following best describes what you think you would do?'

5. Discussing wishes with a family member

Respondents were asked 'Have you ever discussed your wishes regarding organ donation after your death with a family member?'. As Figure 5.1 shows, the proportion of respondents that said they had discussed their wishes with a family member has remained at around four out of ten throughout each wave.

Figure 5.1: Proportion of respondents who had ever discussed their wishes regarding organ donation after death with a family member



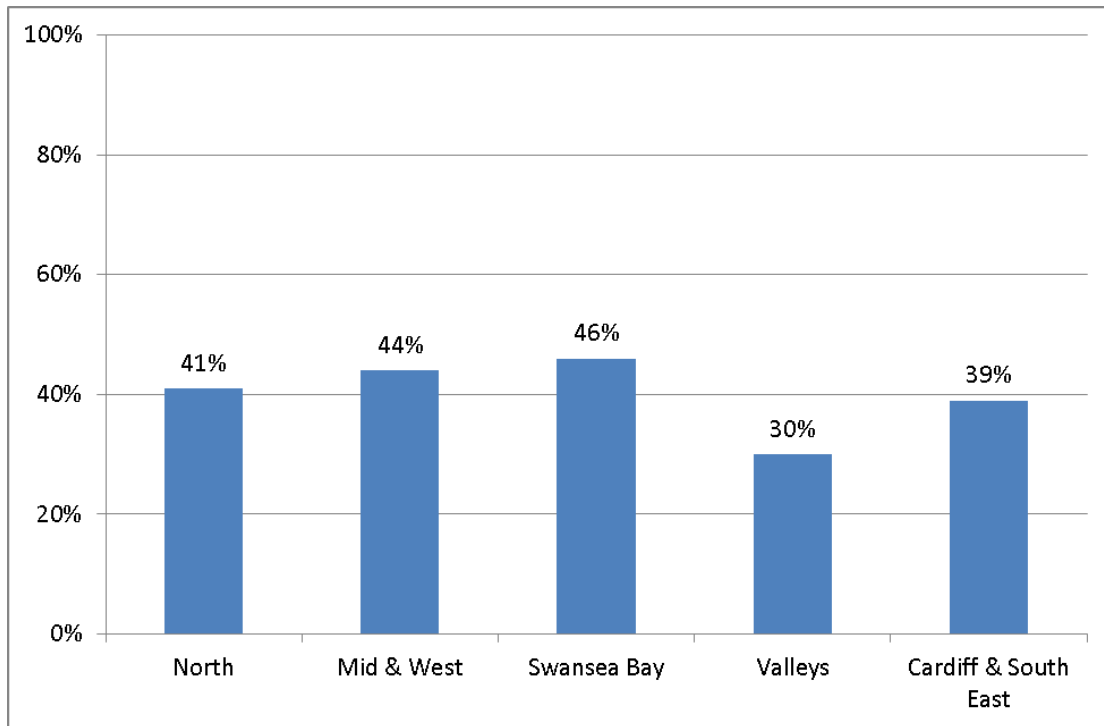
Base: 1,006 (W1 June 2012); 1,015 (W2 June 2013); 1,022 (W3 November 2013); 1,029 (W4 June 2014)

In wave 4, there were significant differences by region, age, gender and social group in the proportion of respondents who had discussed their wishes regarding organ donation after their death with a family member. As Figure 5.2 shows, while around four out of ten respondents across the rest of Wales had discussed their wishes with a family member, in the Valleys this was only three out of ten (30 per cent).

Analysis by age shows that one third (33 per cent) of 16-34 year olds had discussed their wishes with a family member compared with around four out of ten respondents aged 35 years and over (Figure 5.3).

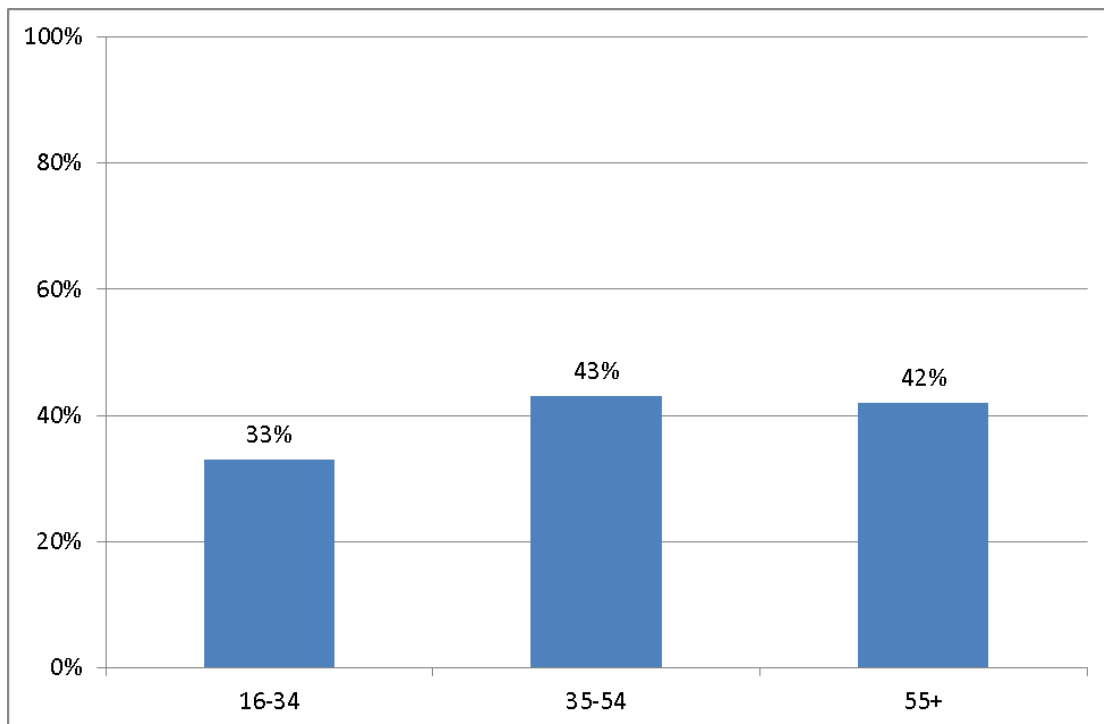
In addition, a significantly greater proportion of women (45 per cent) than men (35 per cent) had discussed their organ donation wishes with a family member, as had a significantly greater proportion of ABC1 respondents (48 per cent) than C2DE respondents (33 per cent).

Figure 5.2: Discussed wishes regarding organ donation with a family member by region



Base: 1,029 (W4 June 2014)

Figure 5.3: Discussed wishes regarding organ donation with a family member by age



Base: 1,029 (W4 June 2014)

Annex A: Methodology

The Wales Omnibus Survey sample is designed to be representative of the population resident in Wales aged 16 years and over. The unit of sampling is Lower Super Output Area (LSOA) and 69 interviewing points throughout Wales are selected with probability proportional to resident population, after stratification by unitary authority and social group.

Within each sampling point, demographic quota controls of age and social class within sex are employed for the selection of respondents. Quotas are set to reflect the individual demographic profile of each selected point.

The data have been weighted by age group within gender within unitary authority grouping to give each cell its correct incidence within the Wales total derived from the results of the 2011 Census.

A fresh sample of interviewing locations and individuals are selected for each survey and no more than one person per household is interviewed. Interviews are conducted face to face in the homes of respondents utilising CAPI (Computer Aided Personal Interviewing) technology.

For Wave 4, most survey fieldwork was conducted between 9 and 20 June 2014, with a few interviews conducted after this date; and a total of 1,029 face-to-face interviews were conducted and analysed. For Wave 5, most survey fieldwork was conducted between 15 and 26 September 2014, with a few interviews conducted after this date; and a total of 1,002 face-to-face interviews were conducted and analysed.

Proportional quota sampling

When survey data are tested for statistical significance, an assumption is made that the achieved sample represents a random sample of the relevant population. However, as the Wales Omnibus Survey uses proportional quota sampling (not random sampling), genuine statistical significance cannot, strictly speaking, be established⁴. Therefore, when a difference between two sub-groups is described as being 'significant' in this report, this refers to a pseudo-statistically significant difference at the 95 per cent confidence level. This means that, if the survey did use a random sample, the probability of obtaining the finding by chance would be less than one in 20.

Chi-square analysis

The chi-square test has been used in the analysis to determine whether an observed relationship between two categorical variables in the sample is likely to reflect a genuine association in the population (i.e. the total adult population resident in Wales aged 16 years and over).

⁴ Gschwend, T (2005). Analyzing Quota Sample Data and the Peer-review Process. *French Politics*, 2005, 3, (88–91).

Definition of regions

Table A.1, below, shows which unitary authorities in Wales make up the regions used in the analysis.

Table A.1: Definition of regions

Region	Unitary authorities
North Wales	Isle of Anglesey Gwynedd Conwy Denbighshire Flintshire Wrexham
Mid & West Wales	Ceredigion Powys Pembrokeshire Carmarthenshire
Swansea Bay	Swansea Neath Port Talbot Bridgend
Valleys	Rhondda Cynon Taf Merthyr Tydfil Caerphilly Blaenau Gwent
Cardiff & South East Wales	Vale of Glamorgan Cardiff Newport Torfaen Monmouthshire

Definition of social groups

Table A.2, below, provides a definition of the social group classification used in the analysis.

Table A.2: Definition of social groups

Social group	Definition
ABC1	
A	High managerial, administrative or professional
B	Intermediate managerial, administrative or professional
C1	Supervisory, clerical and junior managerial, administrative or professional
C2DE	
C2	Skilled manual workers
D	Semi and unskilled manual worker
E	State pensioners, casual or lowest grade workers, unemployed with state benefits only

Sub-sample sizes

Table A.3, below, shows the number of respondents for each sub-sample used in the analysis of the June and September 2014 data. The numbers of respondents are given for the unweighted and weighted samples.

Table A.3: Sub-sample numbers for region, age, gender and social group

	June 2014		September 2014	
	Unweighted sample	Weighted sample	Unweighted sample	Weighted sample
Region				
North Wales	240	232	276	226
Mid & West Wales	177	175	164	170
Swansea Bay	164	175	184	171
Valleys	177	180	160	175
Cardiff & South East Wales	271	267	218	260
Age				
16 – 34 years	267	301	263	293
35 – 54 years	285	336	291	327
55+ years	477	392	448	381
Gender				
Men	471	500	451	487
Women	558	529	551	515
Social group				
ABC1	495	494	457	458
C2DE	532	532	537	535

Annex B: Questionnaire

Organ Donation Omnibus Questions Waves 4 and 5

And now changing the subject, I'd like to ask you a few questions about organ donation.

Q1. Can you tell me how you think the current system of organ donation works – that is, how do you think organs get donated?

PROBE FOR DETAIL: Anything else?

OPEN ENDED

Could you read this card please

SHOWCARD

Currently people in Wales can opt in to join the NHS Organ Donor Register if they wish to donate their organs after their death. It's normal practice for doctors to let relatives know if the person has opted in and doctors will encourage families to accept that, but will not proceed if families will not agree to the process. If you have not joined the Register, your family can consent to donate your organs after your death.

Q2. Are you aware of any changes that will be taking place to the current organ donation system?

- Yes
- No
- Don't know

ASK IF AWARE OF ANY CHANGES AT Q2

Q2a. How did you become aware of the changes to the current organ donation system?

DO NOT PROMPT

On TV – news / programme
On TV - advertising

On the radio – news / programme
On the radio – advertising

In a local newspaper – news / article
In a local newspaper – advertising

In a national Wales newspaper – news / article
In a national Wales newspaper – advertising

In a national UK newspaper – news / article
In a national UK newspaper – advertising

Online / website – news item
Online / website – other

In a magazine
Poster

Leaflet
Someone told me
Other, please specify

ASK IF AWARE OF ANY CHANGES AT Q2

Q3. Can you tell me how you think the system will change?

OPEN ENDED

Please take a look at this card

SHOWCARD

The National Assembly for Wales has passed a law to change the organ donation procedure to a 'soft opt out' system. From December 2015 people will be given the opportunity to formally 'opt out' of organ donation by placing their name on a register. If they choose not to do so, having had the opportunity, then this will be treated as a decision to be a donor, and one which families will be sensitively encouraged to accept. The law will allow family members to object to donation on the basis that they know the deceased person would not have wished to consent. The opportunity to 'opt in' and register a decision to be a donor will continue.

Q4. Before today, have you seen or heard anything about this proposal at all?

- Yes
- No
- Don't know

WAVE 5 QUESTIONS STOP HERE

Q5. Which of these statements about changes to the organ donation system in Wales best reflects your view?

REFER TO SHOWCARD IF NECESSARY: People will be given the opportunity to formally 'opt out' of organ donation by placing their name on a register. If they choose not to do so, having had the opportunity, then this will be treated as a decision to be a donor, and one which families will be sensitively encouraged to accept. The opportunity to 'opt in' and register a decision to be a donor will continue

- I am in favour of this change in legislation
- I am against this change in legislation
- I need more information to decide
- Don't know

ASK IF IN FAVOUR OF CHANGE AT Q5

Q6a. Can you tell me why you are in favour of the change in legislation?

OPEN ENDED

ASK IF AGAINST CHANGE AT Q5

Q6b. Can you tell me why you are against the change in legislation?

OPEN ENDED

ASK IF NEED MORE INFORMATION AT Q5

Q6c. Can you tell me what additional information you need?

OPEN ENDED

SHOWCARD

Q7. When the new system of opting out is introduced, which of the following best describes what you think you will do?

- I will register a wish **not** to be a donor (i.e. opt out)
- I will register a wish to be a donor (i.e. opt in)
- I've already registered a wish to be a donor (and will take no further action – i.e. remain opted in)
- I've not registered a wish to be a donor, but I **don't** think I'll opt out of being one
- Don't know

INTERVIEWER NOTE: If respondent without prompting mentions something other than the answers on the card or DK, please record here:

Q8a/b/c/d. Can you tell me why that is [ANSWER AT Q7]?

OPEN ENDED

Q9. Have you ever discussed your wishes regarding organ donation after your death with a family member?

- Yes
- No

Q10. And can you tell me if you are currently registered on the NHS Organ Donor Register?

- Yes
- No
- Don't know