

Dadansoddi ar gyfer Polisi



Analysis for Policy



Llywodraeth Cymru
Welsh Government

SOCIAL RESEARCH NUMBER:

25/2019

PUBLICATION DATE:

05/06/2019

Public attitudes to physical punishment of children: baseline survey, 2018

Mae'r ddogfen yma hefyd ar gael yn Gymraeg.

This document is also available in Welsh.

Public attitudes to physical punishment of children: baseline survey, 2018

Author:

Chris Timmins, Beaufort Research

Full Research Report: Public Awareness and Opinion of Proposed Legislation on Physical Punishment of Children – November 2018, Cardiff: Welsh Government, GSR report number 25/2019.>

Available at: <https://gov.wales/public-attitudes-physical-punishment-children-baseline-survey-2018>

Views expressed in this report are those of the researcher and not necessarily those of the Welsh Government

For further information please contact:

Hayley Collicott:

Children Young People and Families Division

Welsh Government

Cathays Park

Cardiff

CF10 3NQ

Email: SocialJusticeResearch@gov.wales

Table of contents

List of figures and tables	2
1. Introduction	3
2. Attitudes towards smacking	5
3. Knowledge of current legislation	7
4. Awareness of proposed changes to legislation	10
5. Opinion of proposed changes to legislation	15
6. Conclusions	20
Annex A – Welsh Government Social Research on parenting	22
Annex B – Survey questionnaire	23
Annex C – Research method	26
Annex D – Description of proposed change in legislation presented to respondents in November 2018 survey	28
Annex E – Definition of social grades	29
Annex F – Sub-sample sizes	30

List of figures and tables

Figure 2.1: Percentage in agreement that ‘it is sometimes necessary to smack a child’ (All and by age group).....	5
Figure 2.2: Percentage in agreement that ‘it is sometimes necessary to smack a child’ (All and whether regular carer of child aged seven or under)	6
Figure 2.3: Percentage in agreement that ‘it is sometimes necessary to smack a child’ (All and by social grade).....	6
Figure 3.1: Percentage who believe that the law currently allows parents to smack their children (All and by age group)	7
Figure 3.2: Percentage who believe that the law currently allows parents to smack their children (All and by social grade and whether regular carer of child aged seven or under)....	8
Figure 3.3: Percentage who thought that each level of punishment was currently allowed in law	9
Figure 4.1: Percentage aware of proposed changes in legislation around physical punishment of children [Unprompted] (All and by whether regular carer of child aged seven or under)	10
Figure 4.2: Percentage aware of proposed changes in legislation around physical punishment of children [Unprompted] (All and by age and social grade)	11
Table 4.1 : Can you tell me how you think the law may change? [Unprompted]	11
Table 4.2: How became aware of that law may change around physical punishment of children – percentage giving each answer [Unprompted]	12
Figure 4.3: Percentage aware of proposed changes in legislation around physical punishment of children [Prompted] (All and by whether regular carer of child aged seven or under)	13
Figure 4.4: Percentage aware of proposed changes in legislation around physical punishment of children [Prompted] (All and by age group and social grade)	14
Figure 5.1: Opinion of proposed change in legislation on physical punishment of children (%) (All and by whether regular carer of child aged seven or under).....	15
Figure 5.2: Opinion of proposed change in legislation on physical punishment of children (All and by age group).....	16
Table 5.1: Can you tell me why you are in favour of the change to the law on physical punishment of children in Wales? [Unprompted]	17
Table 5.2: Can you tell me why you are against the change to the law on physical punishment of children in Wales? [Unprompted]	18
Table 5.3: Can you tell me what additional information you need? [Unprompted].....	19
Table A.1: Relevant Previous Welsh Government Research.....	22
Table A.2: Social grade definitions	29
Table A.3: Sub-group sample sizes.....	30

1. Introduction

1.1 Background and objectives

1.1 The Children (Abolition of Defence of Reasonable Punishment) (Wales) Bill was introduced to the National Assembly for Wales on 25 March 2019.

1.2 The overarching objective of the legislation is to help protect children's rights by prohibiting the use of physical punishment against children, through the removal of the defence of reasonable punishment. This would mean that the defence is no longer available within the territory of Wales to parents or those acting in loco parentis (acting with parental responsibility), as a defence to a charge of common assault or battery on a child in their care.

1.3 Should the Bill be passed by the Assembly, the Welsh Government intends to run a campaign, to raise awareness of the change in the law, both before and after it comes into force.

1.4 The objective of this research was to establish a research baseline on public attitudes towards physical punishment of children including the proposed legislation. The fieldwork was carried out in November 2018, four months before the Bill was introduced to the National Assembly for Wales. The Welsh Government intends to repeat these questions at regular intervals to track public awareness and opinion as the public awareness campaign progresses over a number of years (should the Bill be passed and become law).

1.2 About this report

1.5 This research was conducted on the November 2018 Beaufort Wales Omnibus survey which interviews a representative quota sample of 1,002 adults aged 16+ across Wales in their own home. This includes both parents/guardians and non-parents/guardians. This work forms part of a suite of parenting research undertaken by the Welsh Government since 2013. A table of reports can be found at Annex A.

1.6 The questionnaire for this survey comprised a series of questions about attitudes towards smacking, awareness of legislation around physical punishment of children and awareness and opinion of proposed changes to legislation. Demographic questions were also included as standard in the Wales Omnibus survey. The questionnaire was available in English or Welsh at the participant's choice and can be found in Annex B of this document.

1.3 Statistical testing

1.7 Throughout this report comparisons are made between different groups of the population (for example, those of different age groups or gender) to understand if they have varying attitudes, behaviours or knowledge. The report uses statistical testing to compare results between groups of the population. When a difference between two groups is described as 'significant' in this report, this means that the probability of obtaining the finding by chance is less than one in 20 and therefore it can be generalised to the wider population.

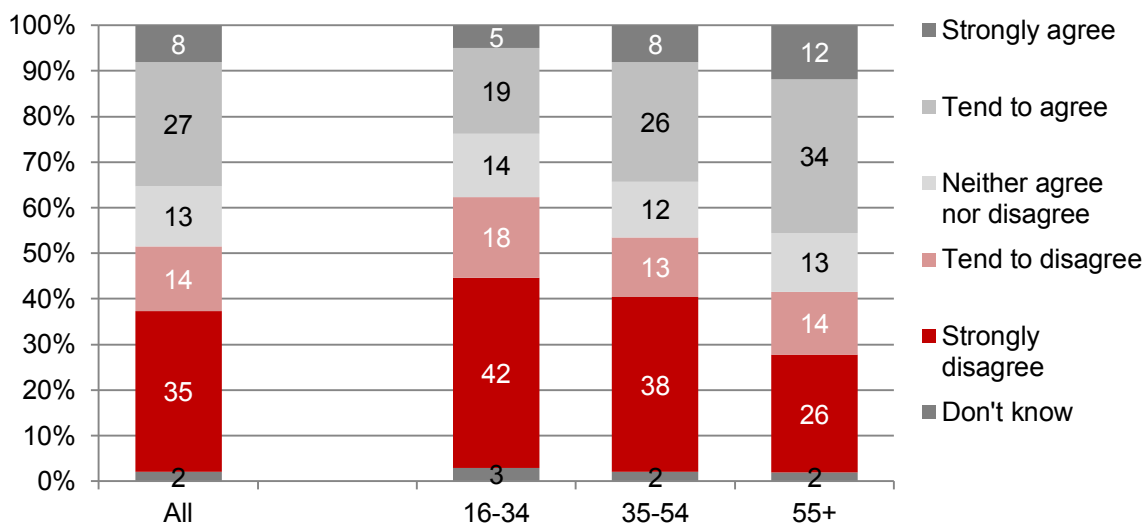
1.8 More information on the survey methodology is included in Annex C.

2. Attitudes towards smacking

2.1 All respondents were asked the degree to which they agreed or disagreed that *it is sometimes necessary to smack a child*. Opinion was split on this, although more disagreed with this statement (49%) than agreed with it (35%).

2.2 As shown in figure 2.1, when we examine this by age of respondent, we find that those in the older age group (55+) were more likely to agree that *it is sometimes necessary to smack a child* – at 45% this was almost twice the number of 16-34s who held this view (24%). These differences were confirmed by statistical testing and therefore the finding can be generalised to the wider population.

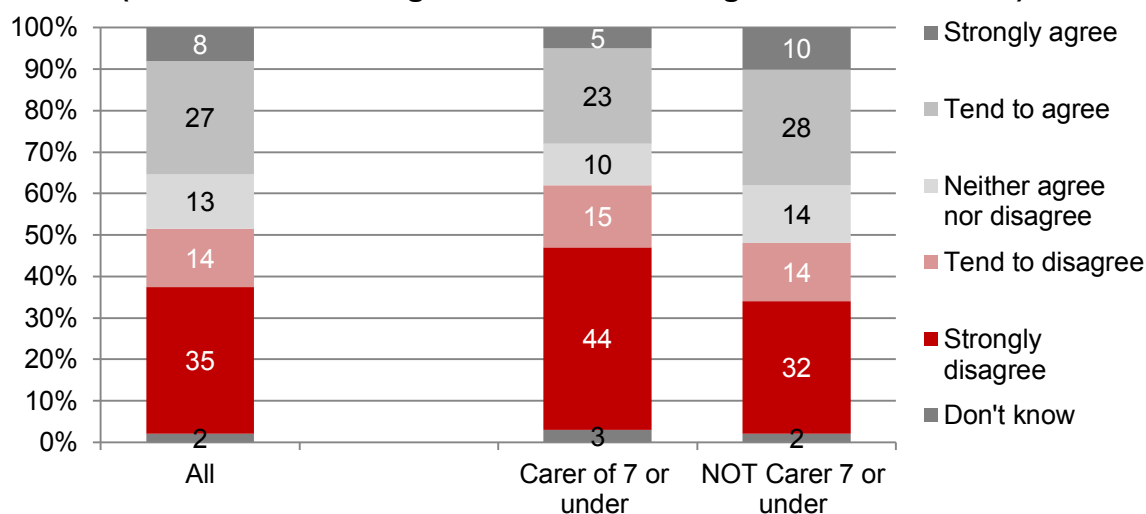
Figure 2.1: Percentage in agreement that ‘it is sometimes necessary to smack a child’ (All and by age group)



Base: All (1,002), 16-34 (246), 35-54 (264), 55+ (491)

2.3 Those who have caring responsibilities for children aged seven or under, namely parents, guardians or other family members who provide regular care, were less likely to agree that *it is sometimes necessary to smack a naughty child* – 28% compared with 38% among those who do not have caring responsibilities for those aged seven and under. This difference is confirmed by statistical testing and therefore the finding can be generalised to the wider population.

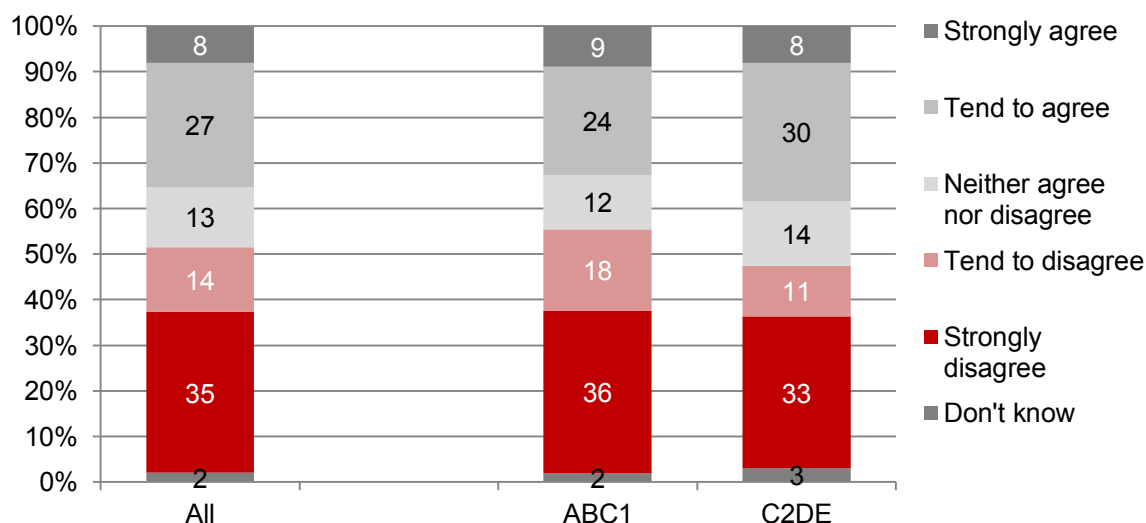
Figure 2.2: Percentage in agreement that ‘it is sometimes necessary to smack a child’ (All and whether regular carer of child aged seven or under)



Base: All (1,002), Regular carer of 7 or under (186), Not a regular carer of 7 or under (814)

2.4 Figure 2.3 shows findings for the same measure by social grade¹. Those in social grades ABC1² were more likely to disagree that *it is sometimes necessary to smack a child* – 54% compared with 44% among those in social grades C2DE. This difference is confirmed by statistical testing and therefore the finding can be generalised to the wider population.

Figure 2.3: Percentage in agreement that ‘it is sometimes necessary to smack a child’ (All and by social grade)



Base: All (1,002), ABC1 (490), C2DE (505)

¹ Social grade is a classification system based on the occupation of the chief income earner in the household.

² Definitions of social grades A,B,C1,C2,D,E can be found in Annex E

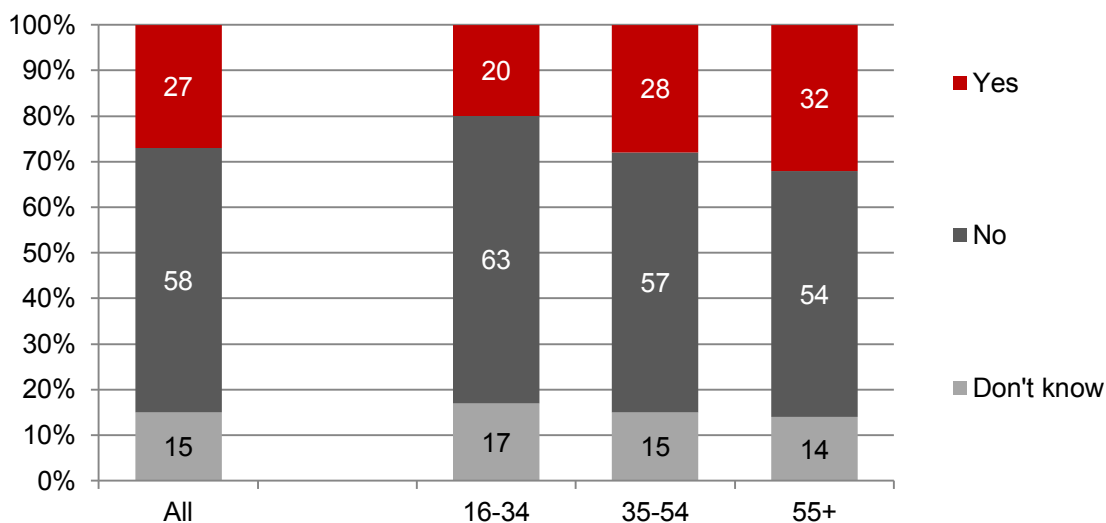
3. Knowledge of current legislation

3.1 The current legal situation regarding smacking or other physical punishment of children in Wales, is that parents and adults acting in loco parentis (acting with parental responsibility) are able to rely on the defence of reasonable punishment against a charge of common assault. Parents who physically punish their children cannot use the reasonable punishment defence for charges of cruelty, wounding or assaults occasioning actual or grievous bodily harm. The Crown Prosecution Service guidance clarifies that “although any injury that is more than 'transient or trifling' can be classified as actual bodily harm, the appropriate charge will be one of Common Assault where no injury or injuries which are not serious occur”.

3.2 Around 6 in 10 (58%) of people surveyed thought that the law did not allow parents to smack their children. Just over a quarter (27%) thought the law did allow parents to smack and the remaining 15% reported being unsure.

3.3 Older respondents (aged 55+) were more likely to believe that smacking was allowed (32%), although were still in the minority. These differences were confirmed by statistical testing and therefore the finding can be generalised to the wider population.

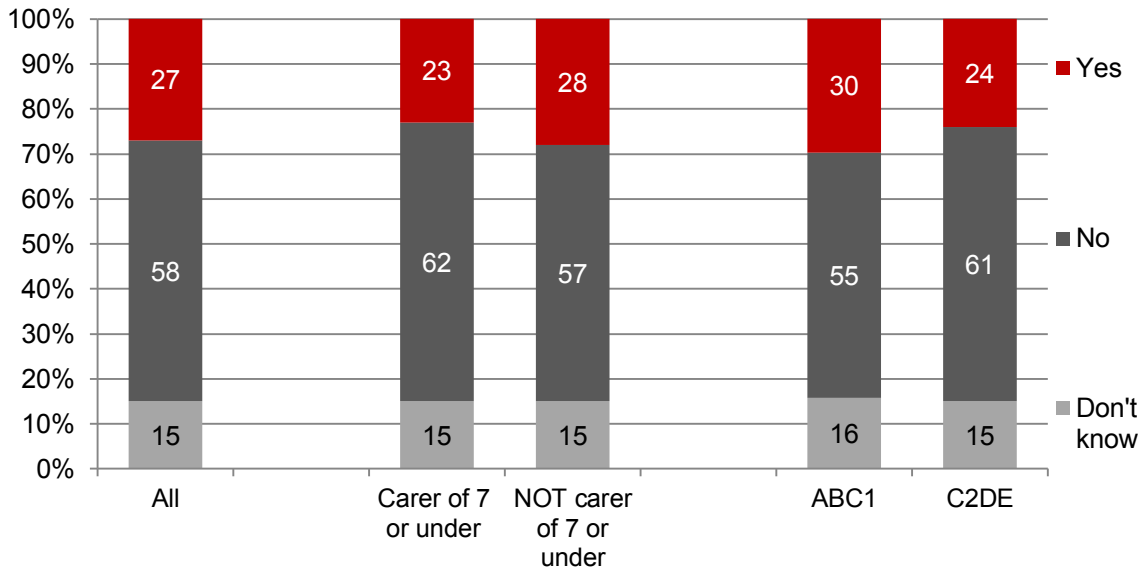
Figure 3.1: Percentage who believe that the law currently allows parents to smack their children (All and by age group)



Base: All (1,002), 16-34 (246), 35-54 (264), 55+ (491)

3.4 Those who were not regular carers of children aged seven and under and those from social grades ABC1 were also more likely than their counterparts to believe that smacking was allowed but statistical testing did not confirm these differences and therefore the finding cannot be applied to the wider population.

Figure 3.2: Percentage who believe that the law currently allows parents to smack their children (All and by social grade and whether regular carer of child aged seven or under)

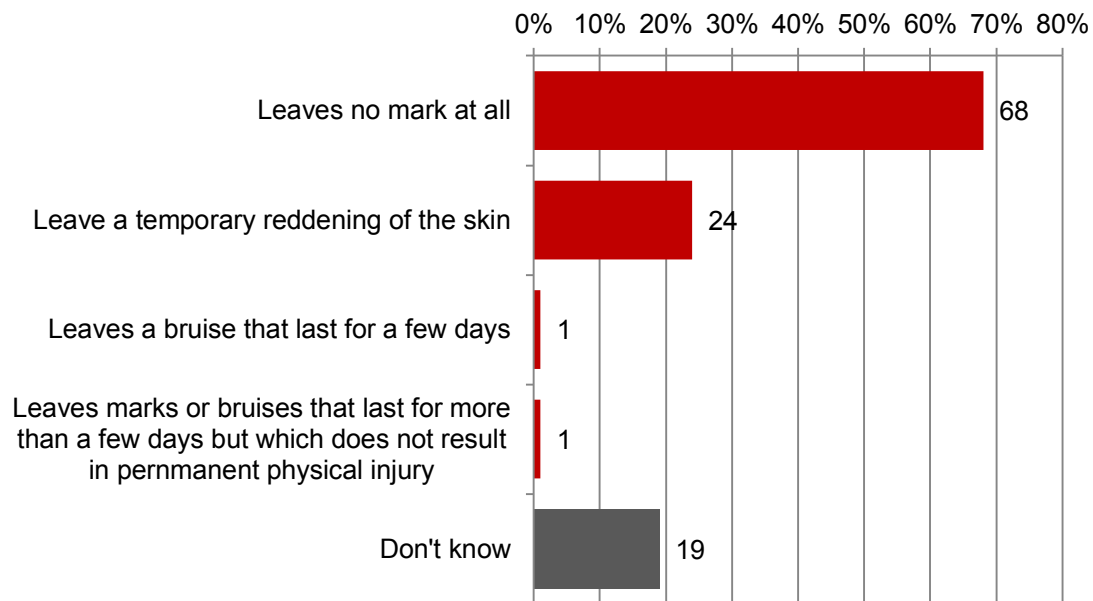


Base: All (1,002), Regular carer of 7 or under (186), Not a regular carer of 7 or under (814), ABC1 (490), C2DE (505)

3.5 Individuals were then informed that the law currently does allow parents to smack or physically discipline their children and questioned respondents on the level of punishment they felt the law allowed. The options they were given can be found in figure 3.3 together with the proportion of people who thought each level was allowed (respondents could choose more than one option).

3.6 Around 7 in 10 people (68%) thought punishment that left no mark at all on the child would be allowed in law. Far fewer (24%) thought that leaving a temporary reddening of the skin would be allowed. Only a very small proportion thought that higher levels of physical punishment such as something that leaves a bruise for a few days (1%) or leaves marks or bruises that last for more than a few days but does not result in permanent physical injury (1%) would be allowed in law. Almost 1 in 5 (19%) reported that they did not know what level of punishment would be allowed.

Figure 3.3: Percentage who thought that each level of punishment was currently allowed in law

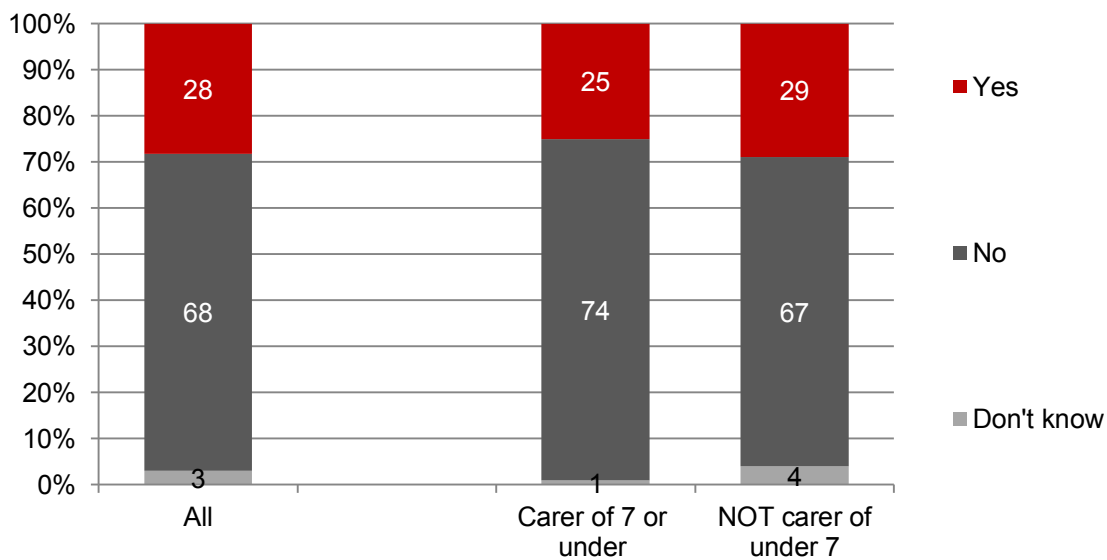


Base: All (1,002)

4. Awareness of proposed changes to legislation

4.1 Just under 3 in 10 (28%) people reported that they were aware of proposed changes to the law around physical punishment of children at an unprompted level³. Awareness was no greater among carers of children seven and under than those who did not have these responsibilities. In fact it was slightly lower (25% vs. 29%) although this difference was not statistically significant and cannot be generalised to the wider population.

Figure 4.1: Percentage aware of proposed changes in legislation around physical punishment of children [Unprompted] (All and by whether regular carer of child aged seven or under)

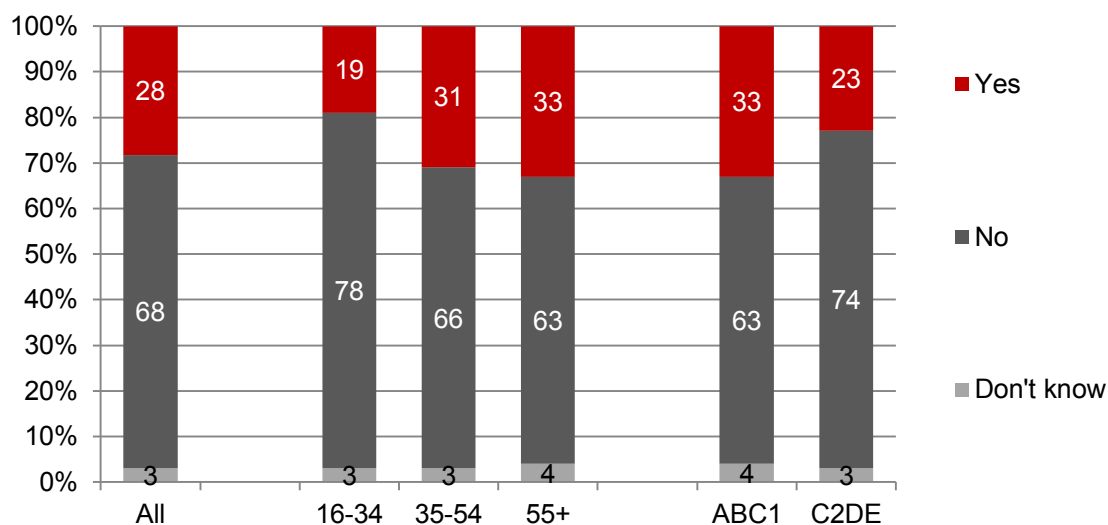


Base: All (1,002), Regular carer of 7 or under (186), Not a regular carer of 7 or under (814)

4.2 As shown in figure 4.2, differences in awareness did occur by age and social grade. Those aged 16-34 (19%) were less likely to be aware of a potential change than older respondents. Similarly, those in social grades C2DE (23%) were less likely to be aware of a potential change than those in social grades ABC1. These differences were confirmed by statistical testing and therefore the finding can be generalised to the wider population.

³ Respondents were not given any details of potential changes at this point and were simply asked 'Are you aware of any proposed changes to the law around physical punishment of children?'

Figure 4.2: Percentage aware of proposed changes in legislation around physical punishment of children [Unprompted] (All and by age and social grade)



Base: All (1,002), 16-34 (246), 35-54 (264), 55+ (491), ABC1 (490), C2DE (505)

4.3 Those who reported being aware of potential changes in legislation (297 respondents) were asked to describe in their own words how they thought the law may change. Their responses were then grouped into themes and are shown in table 4.1. By far the most frequent response was that smacking would be [completely] banned \ it will be illegal. Around three-quarters (73%) of those aware of a change spontaneously mentioned this. Around 1 in 10 (10%) who had previously said they were aware of a change could not name what that change would be.

Table 4.1 : Can you tell me how you think the law may change? [Unprompted]

Response	Percentage of respondents (Number of respondents)
[Complete] ban on smacking \ physical punishment \ it will be illegal	73 (n.206)
Don't know	10 (n.27)
Other responses reported by less than 5 per cent of respondents	
Change is being discussed (unspecific)	
Good idea \ don't agree with smacking	
Penalties for those who smack children	
Saw \ heard something about it (unspecific)	
Thought it was already illegal to smack	

Base: Those aware of proposed changes to the law around physical punishment of children – unprompted (297)

(a) Table may add up to more than 100 per cent as respondents were able to give more than one answer

(b) Other responses are presented alphabetically

4.4 Those who reported being aware of potential changes in legislation were also asked to state how they had become aware of the change (table 4.2). Seeing something on a TV news / programme was by far the most frequent response with half (50%) of those aware of change reporting this as their source. This was followed by radio news / programme (14%) and word of mouth via family or friends (11%).

Table 4.2: How became aware of that law may change around physical punishment of children – percentage giving each answer [Unprompted]

Response	Percentage of respondents (Number of respondents)
On TV – news \ programme	50 (n.141)
On radio – news \ programme	14 (n.38)
Someone told me (family \ friends)	11 (n.30)
On TV – advertising	7 (n.19)
National UK newspaper - news \ article	5 (n.14)
Someone told me (professional)	5 (n.13)
Don't know	5 (n.15)
Other responses reported by less than 5 per cent of respondents	
Facebook	
Local newspaper - advertising	
Local newspaper - news \ article	
Magazine	
National Wales newspaper - advertising	
National Wales newspaper - news \ article	
National UK newspaper - advertising	
Online website - news item	
Online website - other	
Radio - advertising	
Social media (excluding facebook)	

Base: Those aware of proposed changes to the law around physical punishment of children – unprompted (297)

(a) Table may add up to more than 100 per cent as respondents were able to give more than one answer

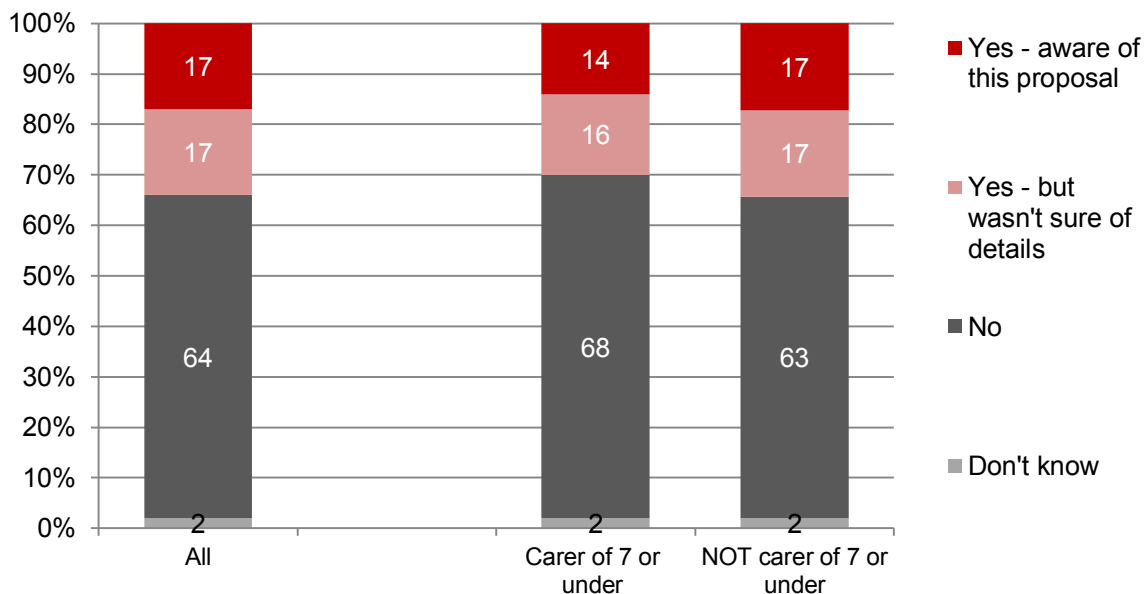
(b) Other responses are presented alphabetically

4.5 After being asked their awareness at an unprompted level, respondents were then presented with a description of the proposed legislative change (which can be found in Annex D) and were asked if they had seen or heard anything about this proposal. At this prompted level, slightly more respondents reported that they were aware of the legislation than had done so on a spontaneous basis (see figure 4.1). However, they were still the minority - a total of 34% knew something about the

proposal and this group was split evenly into those who reported that they were aware of the proposal (17%) and those who were aware but not sure about the details (17%) – see figure 4.3.

4.6 As with spontaneous awareness, at this prompted level those with caring responsibilities for children aged seven and under were slightly less likely to be aware of the legislation than those without these responsibilities although the difference was not statistically significant and therefore cannot be applied to the wider population.

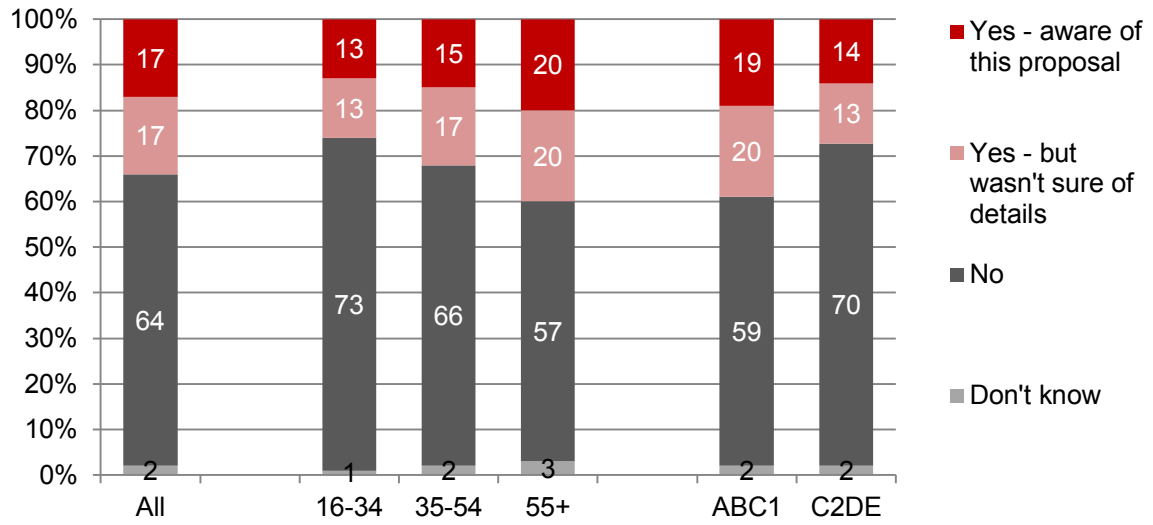
Figure 4.3: Percentage aware of proposed changes in legislation around physical punishment of children [Prompted] (All and by whether regular carer of child aged seven or under)



Base: All (1,002), Regular carer of 7 or under (186), Not a regular carer of 7 or under (814)

4.7 Differences do occur in terms of prompted awareness by age and social grade (figure 4.4). Among those aged 55+ prompted awareness of the proposed legislation stood at 40% compared with 26% among 16-34s and 32% among 35-54s. Similarly, 39% of those in social grades ABC1 were aware of the proposed legislation compared with 27% of those in social grades C2DE. These differences were confirmed by statistical testing and therefore the finding can be generalised to the wider population.

Figure 4.4: Percentage aware of proposed changes in legislation around physical punishment of children [Prompted] (All and by age group and social grade)

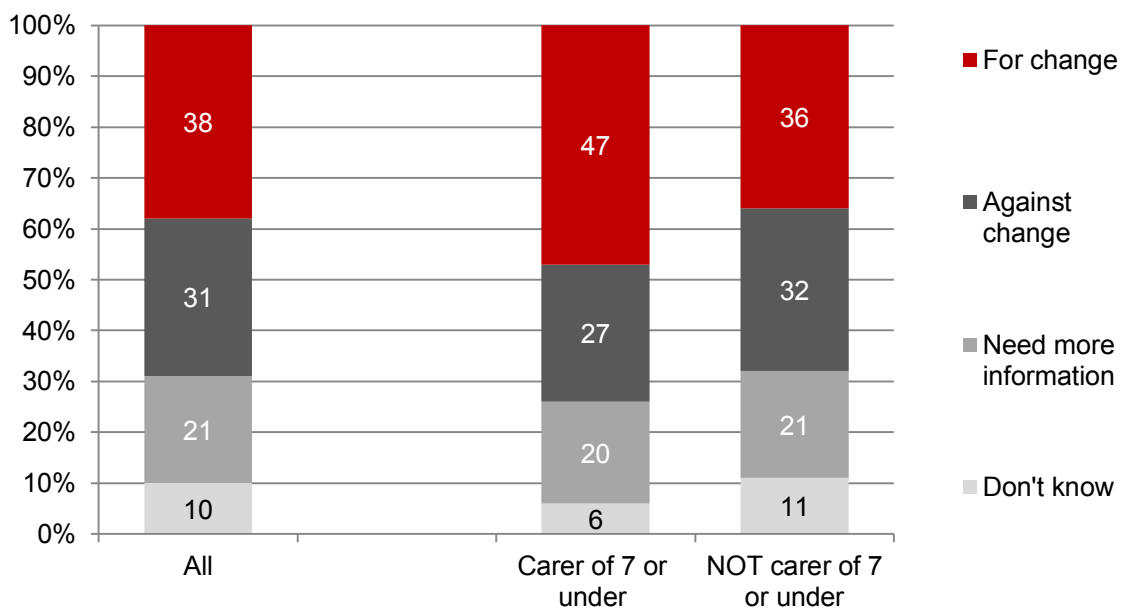


Base: All (1,002), 16-34 (246), 35-54 (264), 55+ (491), ABC1 (490), C2DE (505)

5. Opinion of proposed changes to legislation

5.1 Having been shown the description of the proposed change, respondents were asked whether they were in favour of the removal of the defence of reasonable punishment, against it or needed more information to decide. Overall, there was mixed opinion on this with similar proportions being for the removal (38%), against it (31%) or needing more information / don't know (31%). Those with caring responsibilities for children aged seven and under were more likely to be in favour of the proposed change (47% in favour, 27% against) compared with those who did not have these responsibilities (36% in favour, 32% against). These differences were confirmed by statistical testing and therefore the finding can be generalised to the wider population.

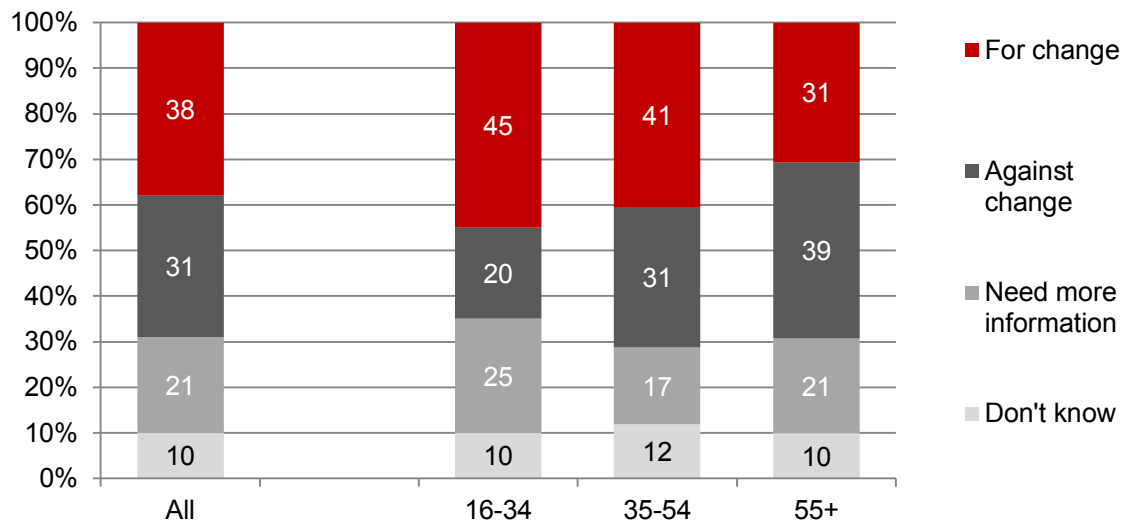
Figure 5.1: Opinion of proposed change in legislation on physical punishment of children (%) (All and by whether regular carer of child aged seven or under)



Base: All (1,002), Regular carer of 7 or under (186), Not a regular carer of 7 or under (814)

5.2 Differences in opinion were also found by age. In both the 16-34 and 35-54 age groups, respondents were more likely to be for rather than against the change, as shown in figure 5.2. However, among those aged 55+ the reverse was true. These differences were confirmed by statistical testing and therefore the finding can be generalised to the wider population.

Figure 5.2: Opinion of proposed change in legislation on physical punishment of children (All and by age group)



Base: All (1,002), 16-34 (246), 35-54 (264), 55+ (491)

5.3 Differences were not found in opinion of the proposed change in legislation by gender or social grade.

5.4 Respondents were asked to explain their reasons for their opinion on the proposed legislative change. Again, this was in their own words and responses have been grouped into common themes. Table 5.1 shows the reasons that were stated for being in favour of the proposed change (366 respondents). The most frequent response was that they did not agree with smacking or physical punishment of children (38% of those who were for the proposed change). Others highlighted that there were other ways of ensuring good behaviour (15%) that it doesn't work / not necessary (9%) and is not a good lesson and encourages violence (8%). Whilst articulated in slightly different ways a number of individuals focussed on the harm done to children:

- It's abuse / can lead to abuse (5%)
- Some parents go too far (5%)
- It's harmful to children (5%)

Table 5.1: Can you tell me why you are in favour of the change to the law on physical punishment of children in Wales? [Unprompted]

Response	Percentage of respondents (Number of respondents)
Don't agree with smacking \ physically punishing children	38 (n.144)
There are other ways of ensuring good behaviour \ discipline	15 (n.57)
It doesn't work \ not necessary	9 (n.33)
It's not a good lesson \ encourages violence	8 (n.30)
It will help protect children	6 (n.21)
It's abuse / can lead to abuse	5 (n.21)
Some parents go too far	5 (n.21)
It's harmful to children	5 (n.20)
Other responses reported by less than 5 per cent of respondents	
A tap is ok \ a little smack \ ok if don't go too far	
It's needed	
I was hit as a child	
Never smacked my kids	

Base: Those in favour of change to the law on physical punishment of children in Wales (366)

(a) Table may add up to more than 100 per cent as respondents were able to give more than one answer

(b) Other responses are presented alphabetically

5.5 Of those against the proposed change in legislation (317 respondents) controlling behaviour and discipline was one the main reasons for their view. Three in ten (30%) of those against change thought the current situation was needed to control behaviour / discipline child / teach respect / show boundaries. Others commented on the broader lack of discipline in society – there’s no discipline / respect these days / kids are badly behaved (8%).

5.6 Other principal reasons for being against the change centred on who should be responsible for disciplining children. A total of 19% of those against change thought parents should be allowed to make this decision and 8% thought government should not get involved. Some of those against the proposed legislation gave a qualified response to their reason for rejecting change, saying that [physical punishment] was ok if it doesn’t go too far / if reasonable punishment (25%). A full list of answers can be found in table 5.2

Table 5.2: Can you tell me why you are against the change to the law on physical punishment of children in Wales? [Unprompted]

Response	Percentage of respondents (Number of respondents)
Needed to control behaviour \ discipline child \ teach respect \ show boundaries	30 (n.91)
Ok if doesn't go too far \ if reasonable punishment	25 (n.77)
Parent should be allowed to punish child \ should have choice \ make decision	19 (n.58)
Government should not get involved	8 (n.26)
There's no discipline these days \ kids are badly behaved \ no respect	8 (n.24)
Doesn't do any harm \ didn't harm me \ my kids	7 (n.20)
Shouldn't be criminalised	5 (n.16)
Other responses reported by less than 5 per cent of respondents	
Difficult to police \ enforce \ resource	
Each circumstance \ child is different	
Law is fine at moment \ new law not needed	
OK when child is in danger	
Over the top \ not reasonable	
Use as last resort	

Base: Those against the change to the law on physical punishment of children in Wales (317)

(a) Table may add up to more than 100 per cent as respondents were able to give more than one answer

(b) Other responses are presented alphabetically

5.7 Those who needed more information before deciding (217 respondents) principally either wanted more detail or information on how it would work (35% of those needing more information) or specifically would like greater clarity around definitions that were part of the legislation:

- What constitutes smacking \ assault, what is allowed vs. not allowed (19%)
- Definition of reasonable punishment (5%)

**Table 5.3: Can you tell me what additional information you need?
[Unprompted]**

Response	Percentage of respondents (Number of respondents)
More detail \ more info \ how it would work	35 (n.74)
What constitutes smacking \ assault, what is allowed vs. not allowed	19 (n.40)
Definition of reasonable punishment	5 (n.11)
Research \ evidence into impact of smacking	5 (n.10)
Don't know	15 (n.31)
Other responses reported by less than 5 per cent of respondents	
Definitions \ examples	
How it will be policed \ enforced \ resourced	
Info on current law	
Need time to think about it \ more time to think about it	
Punishment \ charges for parents	
Safeguarding \ protection for parents	

Base: Those who need more information to decide if they are for or against change to the law on physical punishment of children in Wales (217)

(a) Table may add up to more than 100 per cent as respondents were able to give more than one answer

(b) Other responses are presented alphabetically

6. Conclusions

6.1 Views are mixed on whether 'it is sometimes necessary to smack a naughty child' and balance of opinion appears related to age of respondent. Older respondents were more likely to agree that smacking is sometimes necessary than younger respondents. Those who are involved in managing behaviour of young children (have caring responsibilities for children aged seven or under) were less likely to agree that smacking was sometimes necessary than those without these responsibilities.

6.2 There appears to be a degree of misunderstanding around the current status of legislation around smacking. Around 6 in 10 (58%) of those surveyed thought that the law currently did not allow parents to smack their children. Those with caring responsibilities for children aged seven or under were no more likely to be aware of the current legislative status than those without these responsibilities.

6.3 Awareness of proposed changes to legislation which would see the removal of the defence of reasonable punishment was, at the moment, limited. When prompted with what the change may entail, a third reported any awareness of this. Those with caring responsibilities for children aged seven or under were no more likely to be aware of the proposed change than those who did not have these caring responsibilities.

6.4 There is a lack of consensus on opinion of the proposed change with the population relatively evenly split between those who are for it, those who are against it and those who need more information to decide or are unsure. These proportions varied to a certain extent among different groups of the population. Balance of opinion among younger age groups and those with caring responsibilities for children aged seven or under was in support of a change in legislation whereas the reverse was true among the older generation.

6.5 The three most frequent reasons provided by those who were against the legislation were that the current status is needed to control / discipline children, that it's ok as long as things don't go too far and that it should be parents and not

government who decide on these matters. For those in favour of the legislative change, reasons included not agreeing with physically punishing children, that there were other ways of ensuring good behaviour and that physical punishment doesn't work. Those who were undecided on the matter wanted more information on how it would work and greater clarity around definitions that were part of the legislation.

Annex A - Welsh Government Social Research on parenting,

The Table below sets out the Government Social Research publications on parenting commissioned by the Welsh Government over the past six years.

Table A.1: Relevant Previous Welsh Government Research

Title	Method and sample	Purpose	Link
Attitudes to parenting practices and child discipline Published: 2014	<ul style="list-style-type: none"> • 14 focus groups (70 participants) • Parents of children under 18 • In 2013 	To explore parents' views on parenting practice including discipline. The findings were used to inform parenting support.	https://gov.wales/attitudes-parenting-practices-and-child-discipline-0
Managing children's behaviour, attitudes and practices: Baseline Survey 2013 Published: 2014	<ul style="list-style-type: none"> • Quantitative Omnibus Survey • 1,022 adults (56% ever parents, 27% parents of under 18s) • In 2013 	To collect data on attitudes of the public (including parents and non-parents) towards parenting practices including discipline. The findings were used to inform parenting support.	https://gov.wales/survey-attitudes-towards-managing-childrens-behaviour-0
Parental attitudes towards managing young children's behaviour 2015 Published: 2016	<ul style="list-style-type: none"> • Quantitative – telephone survey • 387 parents/guardians of children under 7 years old • Using National Survey for Wales re-contact list • In 2015 	To gauge the attitudes of parents with young children on parenting and managing children's behaviour. Fieldwork undertaken prior to Launch of parenting support campaign <i>Parenting. Give it time</i>	https://gov.wales/attitudes-parents-towards-managing-young-childrens-behaviour-2015
Parental attitudes towards managing young children's behaviour 2017 Published: 2018	<ul style="list-style-type: none"> • Quantitative – telephone survey • 269 parents/guardians of children under 7 years old • Using National Survey for Wales re-contact survey • In 2017 	To gauge the attitudes of parents with young children on parenting and managing children's behaviour. This survey was broadly a repeat of previous research undertaken in 2015 and helped inform the preparatory work for the proposal to prohibit physical punishment.	https://gov.wales/parental-attitudes-towards-managing-young-childrens-behaviour

Annex B – Survey questionnaire

This section is about physical punishment which includes smacking

1. To what extent do you agree or disagree that it is sometimes necessary to smack a child?

- Strongly agree
- Tend to agree
- Neither agree nor disagree
- Tend to disagree
- Strongly disagree
- Don't know (SPONTANEOUS ONLY) -

2. Do you think the law allows parents to smack their children?

- Yes
- No
- Don't know

3. The law does currently allow parents to physically punish their children (which includes smacking). What level of punishment do you think the law allows? Choose as many as you think are relevant.

Physical punishment that:

- Leaves no mark at all on the child
- Leaves a temporary reddening of the skin
- Leaves a bruise that lasts for a few days
- Leaves marks and bruises that last for more than a few days but which does not result in permanent physical injury
- Don't know (DO NOT READ OUT)
- Refused (DO NOT READ OUT)

4. Are you aware of any proposed changes to the law around physical punishment of children?

- Yes
- No
- Don't know

5. Can you tell me how you think the law may change?

6. How did you become aware of the proposed changes to the law around physical punishment of children?

DO NOT PROMPT

- On TV – news / programme
- On TV □ advertising
- On the radio – news / programme
- On the radio – advertising
- In a local newspaper – news / article
- In a local newspaper – advertising
- In a national Wales newspaper – news / article
- In a national Wales newspaper – advertising
- In a national UK newspaper – news / article
- In a national UK newspaper – advertising
- Online website – news item
- Online website – other
- Social media (excluding facebook)
- Facebook
- In a magazine
- Someone told me (professional)
- Someone told me (family/ friend)

In Wales, the government is considering changing the law around physical punishment including smacking. Parents are currently able to use the defence of reasonable punishment against a charge of common assault, but not against more serious charges of, for example, actual bodily harm. If the legislation is passed the defence of reasonable punishment would no longer be available in Wales to parents, carers and guardians, and those acting in loco parentis facing a charge of assault or battery against a child in their care. Where the police find sufficient evidence for a realistic prospect of conviction they will have to consider whether it is in the public interest to charge.

7. Before today, have you seen or heard anything about this proposal at all?

- Yes I am aware of the proposal
- Yes – but I wasn't sure of the details
- No
- Don't know

8. Which of these statements about proposed changes to the law around physical punishment of children in Wales best reflects your view?

- I am in favour of changing the law to remove the defence of reasonable punishment
- I am against changing the law to remove the defence of reasonable punishment
- I need more information to decide
- Don't know

9. a) Can you tell me why you are in favour of the change to the law on physical punishment of children in Wales?

OPEN ENDED

b) Can you tell me why you are against the change to the law on physical punishment of children in Wales?

OPEN ENDED

c) Can you tell me what additional information you need?

OPEN ENDED

Annex C – Research method

A1.1 This research was conducted via the Beaufort Wales Omnibus Survey. Omnibus surveys are a well-established method of conducting market and social research. As their name implies, they enable a group of users to share the same survey vehicle, achieving the benefit of lower costs.

A1.2 Interviewing is spread across 69 separate locations throughout Wales, with points randomly selected each wave. The primary sampling unit is Lower Super Output Areas (LSOA). LSOAs are geographical areas developed by ONS following the 2001 Census and on average have populations of around 1,600. Sampling points are selected with probability proportionate to resident adult population after stratification by region (Local Authority) and social grade (proportion of ABs).

A1.3 Within each sampling location, there are interlocking quota controls on age within gender as well as social grade and working status. Quotas are set to reflect the known demographic profile of Welsh residents according to the latest Census information.

A1.4 All interviews are conducted face-to-face in the homes of respondents using CAPI (Computer Aided Personal Interviewing) technology. No more than one person per household is interviewed. A fresh sample of interviewing locations and individuals are selected for each survey.

A1.5 At the analysis stage, the data is weighted by age group within gender within Local Authority grouping to give each cell its correct incidence within the Wales total derived from the results of the 2011 Census. Figures in this report are presented to the nearest whole percentage.

Proportional quota sampling

A1.6 When survey data are tested for statistical significance, an assumption is made that the achieved sample represents a random sample of the relevant population. However, as the Wales Omnibus Survey uses proportional quota sampling (not random sampling), genuine statistical significance cannot, strictly speaking, be

established. Therefore, when a difference between two sub-groups is described as being 'significant' in this report, this refers to a pseudo-statistically significant difference at the 95 per cent confidence level. This means that, if the survey did use a random sample, the probability of obtaining the finding by chance would be less than one in 20.

Chi-square analysis

A1.7 The chi-square test has been used in the analysis to determine whether an observed relationship between two categorical variables in the sample is likely to reflect a genuine association in the population (i.e. the total adult population resident in Wales aged 16 years and over).

Annex D – Description of proposed change in legislation presented to respondents in November 2018 survey

In Wales, the Government is considering changing the law around physical punishment including smacking. Parents are currently able to use the defence of reasonable punishment against a charge of common assault, but not against more serious charges of, for example, actual bodily harm. If the legislation is passed the defence of reasonable punishment would no longer be available in Wales to parents, carers and guardians, and those acting in loco parentis facing a charge of assault or battery against a child in their care. Where the police find sufficient evidence for a realistic prospect of conviction they will have to consider whether it is in the public interest to charge.

Annex E – Definition of social grades

Table A.2, below, provides a definition of the social grade classification used in the analysis

Table A.2: Social grade definitions

Social grade	Definition
ABC1	
A	High managerial, administrative or professional
B	Intermediate managerial, administrative or professional
C1	Supervisory, clerical and junior managerial, administrative or professional
C2DE	
C2	Skilled manual workers
D	Semi and unskilled manual worker
E	State pensioners, casual or lowest grade workers, unemployed with state benefits only

Annex F – Sub-sample sizes

Table A.3, below, shows the number of respondents for each sub-sample used in the analysis. The numbers of respondents are given for the unweighted and weighted samples.

Table A.3: Sub-group sample sizes

Sub-sample	Unweighted sample	Weighted sample
Gender		
Male	430	487
Female	572	515
Age		
16-34	246	293
35-54	264	327
55+	491	381
Social grade		
ABC1	490	491
C2DE	505	503
Caring responsibilities for 7 and under		
Yes	186	207
No	814	793