

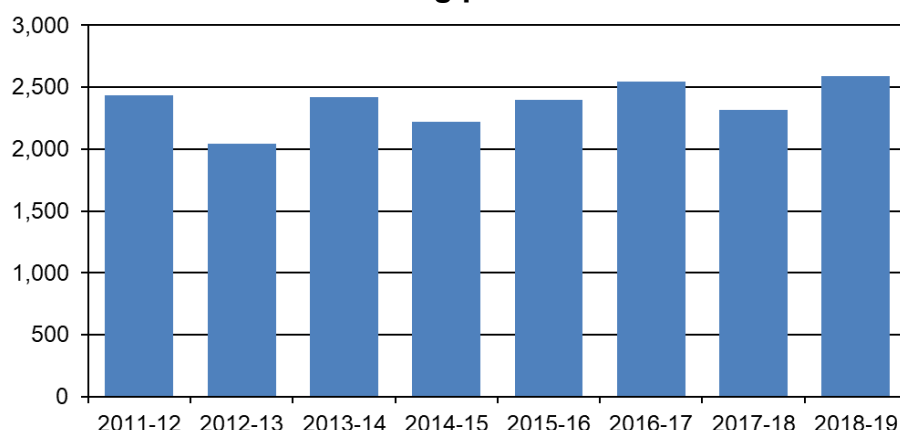


Affordable Housing Provision in Wales, 2018-19

14 November 2019
SFR 98/2019

Affordable housing applies to housing where secure mechanisms are in place to ensure that it is accessible to those who cannot afford market housing, both on first and subsequent occupation as defined in [Technical Advice Note \(TAN\) 2](#). The Welsh Government's current work programme 'Taking Wales Forward 2016 -2021' includes a commitment to deliver an extra 20,000 affordable homes during 2016-21, including supporting the construction of more than 6,000 homes through the Help to Buy scheme. Data on Help to Buy purchases are available on [StatsWales](#).

Additional affordable housing provision



- In 2018-19, local authorities reported 2,592 additional affordable housing units had been delivered across Wales, an increase of 12 per cent on the previous year and the highest annual total to date. An additional 35 housing units were delivered under the Rent to own – Wales¹ scheme introduced in February 2018.
- Welsh Registered Social Landlords (RSLs) continued to make the largest contribution to additional affordable housing in Wales, delivering 90 per cent of all additional affordable housing provision during 2018-19 (2,338 units).
- Nearly three quarters of affordable housing units were delivered with capital grant funding (73 per cent)
- During 2018-19, 650 affordable housing units were delivered on land made available by the public sector, up by 22 per cent on 2017-18.

About this release

This annual Statistical Release presents information about the number of additional affordable housing units delivered across Wales during 2018-19. The figures cover all additional affordable housing units, whether through new build, purchase, acquisition, leasing or conversion of existing dwellings. They do not take account of any loss of affordable housing stock through demolitions or sales during the year.

In this release

Wider context	3
Affordable housing delivered	4
Delivery by funding source	9
Delivery by RSLs	11
Delivery via planning	15
Delivery on public sector land	17
Glossary	18

¹ Rent to Own- Wales units do not conform to the TAN 2 definition of affordable housing and as such have not been included in the total additional affordable housing figure shown in this release. The figures do however contribute to the affordable homes target.

1. Additional affordable housing

1. In the context of this release, affordable housing applies to housing where there are secure mechanisms in place to ensure that it is accessible to those who cannot afford market housing, both on first occupation and for subsequent occupiers as defined in Technical Advice Note (TAN) 2 Planning and Affordable Housing (2006).
2. The figures cover all additional affordable housing units, whether through new build, purchase, acquisition, leasing or conversion of existing dwellings. **They do not take account of any loss of affordable housing stock through demolitions or sales during the year.**
3. Affordable housing includes social rented housing that is provided by local authorities and registered social landlords as well as intermediate housing where prices or rents are above those of social rent but below market housing prices or rents. Figures include additional affordable housing units provided under schemes which may provide for stair-casing to full ownership as long as there are secure arrangements in place to ensure the recycling of capital receipts to provide replacement affordable housing.
4. The additional affordable housing figures shown within this release include those housing units leased to provide accommodation for homeless families where the lease is for more than a year. It should be noted however that these units do not fully conform to the TAN 2 definition in relation to the subsequent occupation once the lease has expired.
5. The additional affordable housing figures will include any units that have been specifically delivered through planning obligations (section 106 agreements) or planning conditions either as a part of or as a result of market housing developments. The number of affordable homes provided on a particular site will be determined by the local authority's planning policy and negotiations with the developer. The agreed affordable housing contribution will be secured via a section 106 agreement which is a legally binding contract between a developer and a local planning authority that operates alongside a planning permission.
6. The total additional affordable housing figures shown within this release include those units delivered under the new Shared ownership – Wales scheme introduced in February 2018. This is a part-buy, part-rent scheme for buyers who have some deposit but are unable to obtain the level of mortgage to purchase the home outright.
7. Information on affordable housing units delivered via the new Rent to Own scheme-Wales also introduced in February 2018 are not included in the total additional affordable housing figures shown within this release as they do not fully conform with the TAN 2 definition. A separate breakdown of the Rent to Own – Wales figures has however been provided in Section 6 of this release.
8. Further information is available in the Glossary section and in the [Quality report](#) published alongside the release.

2. Wider context

The gap between house prices and earnings can make it more difficult for those attempting to enter the housing market for the first time, particularly those with low earnings or without access to large deposits.

The total number of dwellings in Wales at 31 March 2019 was estimated to be 1.43 million, an increase of 5 per cent over the last 10 years. There has been a general fall however in the percentage of social sector dwellings which were estimated to account for 16 per cent of all dwellings at 31 March 2019 compared with 19 per cent in 2000-01.

Whilst no information is collected on the number of affordable housing units demolished, during the five years between 2013-14 and 2017-18, an average of 193 units were demolished annually.

Between 1 April 2007 and 31 March 2019, 3,619 social dwellings were sold via the Right to Buy (RTB) and Right to Acquire (RTA) schemes. A further 3,120 were sold via voluntary and other schemes (also includes non-social housing owned by social landlords). Of these, 801 were sold in the 2018-19 financial year, 442 via Right to Buy and Right to Acquire and 359 voluntary and other sales.

In September 2016, the current Welsh Government announced the Programme '[Taking Wales Forward 2016 -2021](#)' which includes a commitment to work in partnership to deliver an extra 20,000 affordable homes in the next term, including supporting construction of more than 6,000 homes through the Help to Buy scheme. Under the Help to Buy- Wales scheme, loans are available to buyers wishing to purchase a new-build property worth up to £300,000. Latest figures show that over the period from the introduction of the Help to Buy-Wales scheme on 2 January 2014 and 30 September 2019 a total of 9,592 properties have been purchased across Wales using this scheme. Of these a total of 1,849 were purchased between 1 April 2018 and 31 March 2019.

Further information on the Help to Buy-Wales scheme is available in the [Quality report](#) accompanying this release.

To support the achievement of the 20,000 affordable homes target the Welsh Government has entered into a pact with Community Housing Cymru and the Welsh Local Government Association, who have collectively agreed the local authorities and Registered Social Landlords will deliver 13,500 homes towards the target. The Welsh Government has also entered into a pact with the Home Builders Federation and the Federation of Master Builders to support the delivery of market and affordable housing through private development.

In February 2018 the Welsh Government introduced two new schemes, [Rent to Own – Wales and Shared Ownership - Wales](#), aimed at offering the opportunity of home ownership to households who can afford the monthly mortgage payments but do not have the level of deposit normally required to purchase a home. Under Rent to Own – Wales, aspiring buyers will pay market rents for new-build homes from participating housing associations, and will have the option to purchase these from the end of the second year of their rental period. Shared Ownership - Wales is a part-buy, part-rent scheme suitable for aspiring buyers who have some deposit but are unable to obtain the level of mortgage to purchase the home outright. The number of units delivered via the Shared Ownership – Wales scheme have been included in the overall total for additional affordable

housing shown in this release. The Rent to Own – Wales scheme however does not conform to the TAN2 definition of affordable housing and units delivered via this scheme have not been included in the total but are shown separately within the release.

Further information on these schemes is shown in section 6 and in the [Quality report](#) accompanying this release.

On 6 November 2019, ONS published two reports on affordable housing statistics as part of a UK wide programme of work to improve housing and planning statistics:

- (a) [Comparing affordable housing in the UK](#), an article making cross-UK comparisons of affordable housing statistics
- (b) [Affordable Housing Statistics in the UK](#), a review of definitions, terminology and the feasibility of harmonising affordable housing statistical definitions.

3. Additional affordable housing delivered

Affordable Housing Units delivered through the Rent to Own scheme-Wales are not included in the total additional affordable housing figures shown within this section as they do not fully conform with the TAN 2 definition. A separate breakdown of the Rent to Own-Wales figure has, however, been provided in section 6 of this release.

Between 1 April 2018 and 31 March 2019, a total of 2,592 additional affordable housing units were delivered across Wales. Since 1 April 2007, when information on affordable housing was first collected, a cumulative total of 28,053 additional affordable housing units have been delivered. The 2,592 additional affordable housing units delivered during 2018-19 was an increase of 12 per cent (276 units) compared to the previous year and the highest figure since data was first collected in 2007-08.

RSLs delivered 20 per cent more additional affordable housing units during 2018-19 than in the previous year (2,338 compared with 1,946). The proportion of all affordable housing units that were delivered by RSLs rose from 84 per cent in 2017-18 to 90 per cent in 2018-19.

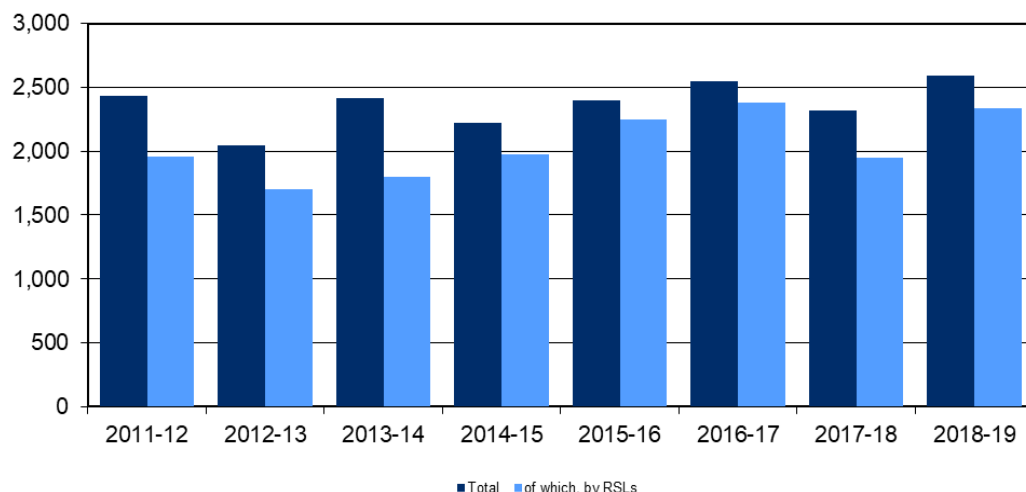
A further 205 units (8 per cent) were local authority owned social rented units. The vast majority of these (76 per cent), were delivered by just 3 local authorities, Carmarthenshire (75 units), Cardiff (50 units) and Flintshire (31 units). In Carmarthenshire all of the units delivered were existing empty properties purchased by the local authority as part of its buying private sector homes programme while Cardiff had a split between new builds (20 units) and buy backs (30 units). In Flintshire these units were new social rented housing delivered by the local authority and its subsidiary North East Wales Homes.

The remaining 49 units (2 per cent) were delivered by other providers and included additional affordable housing units delivered directly by private developers through the planning system via Section 106 agreement.

Further information on Section 106 agreements is shown in the Glossary section of this release.

It is estimated, by local authorities, that a further 3,569 affordable housing units are planned for delivery during 2019-20. However these figures have always been overestimates and may be subject to change so should be treated with caution. Further information is provided in the 'Accuracy' section of the [Quality report](#).

Chart 1 - Additional affordable housing delivered in Wales



Source: Affordable Housing Provision data collection, Welsh Government

More detailed data on the types and locations of affordable housing units delivered is available on [StatsWales](#).

The additional affordable housing figures shown within this release includes those housing units leased to provide accommodation for homeless families where the lease is for more than a year. Since 2014-15, the number of these units has been significantly lower than in previous years. This may have been influenced by local authorities adapting their practices both in anticipation of and following the introduction of new Homelessness legislation in April 2015 which put greater emphasis on homelessness prevention. In 2018-19 there were 27 such housing units down from 91 units in 2017-18.

The number of additional affordable housing units delivered within the National Park areas decreased during 2018-19, with 25 units delivered compared with 79 a year earlier. This was the lowest number of affordable housing delivered within the National Parks since 2007 and represented 1 per cent of all additional affordable housing provision during 2018-19 compared with 3 per cent during the previous year ([Table 1](#)).

Table 1 - Additional affordable housing provision in Wales, 2011-12 to 2018-19 (a)

	Delivered:								Planned (b)
Provider	2011-12	2012-13	2013-14	2014-15	2015-16	2016-17	2017-18	2018-19	2019-20
Isle of Anglesey	49	110	31	37	35	70	53	124	64
Gwynedd	37	66	65	182	54	46	54	118	90
Conwy	32	45	158	78	85	104	71	40	44
Denbighshire	60	61	16	74	55	67	60	35	152
Flintshire	71	57	138	96	43	84	249	163	284
Wrexham	95	15	132	56	71	45	21	159	132
Powys	38	105	93	49	63	91	64	51	33
Ceredigion	119	15	16	21	85	42	15	34	69
Pembrokeshire	26	59	80	158	140	150	93	126	185
Carmarthenshire	92	87	40	47	185	95	117	124	182
Swansea	297	129	212	142	156	171	152	254	201
Neath Port Talbot	83	140	102	88	95	106	38	153	202
Bridgend	120	30	121	137	136	154	61	148	93
The Vale of Glamorgan	48	73	55	169	164	286	226	105	306
Cardiff	417	329	457	256	329	256	303	305	687
Rhondda Cynon Taf	40	84	102	117	120	244	230	96	215
Merthyr Tydfil	31	66	19	31	38	22	31	21	0
Caerphilly	108	144	162	181	163	132	49	82	180
Blaenau Gwent	122	116	24	30	54	59	0	31	8
Torfaen	92	58	128	74	82	97	132	121	135
Monmouthshire	191	85	159	53	64	88	100	125	173
Newport	264	168	106	142	183	137	197	177	134
Wales	2,432	2,042	2,416	2,218	2,400	2,546	2,316	2,592	3,569
Of which, total delivered in National Parks:									
Snowdonia NP	5	39	15	32	14	23	12	6	0
Pembrokeshire NP	0	0	3	0	5	44	6	16	25
Brecon Beacons NP	27	17	40	6	10	26	61	3	0
Total National Parks	32	56	58	38	29	93	79	25	25
Total outside National Parks	2,400	1,986	2,358	2,180	2,371	2,453	2,237	2,567	3,544
Wales	2,432	2,042	2,416	2,218	2,400	2,546	2,316	2,592	3,569

Source: Affordable Housing Provision data collection, Welsh Government

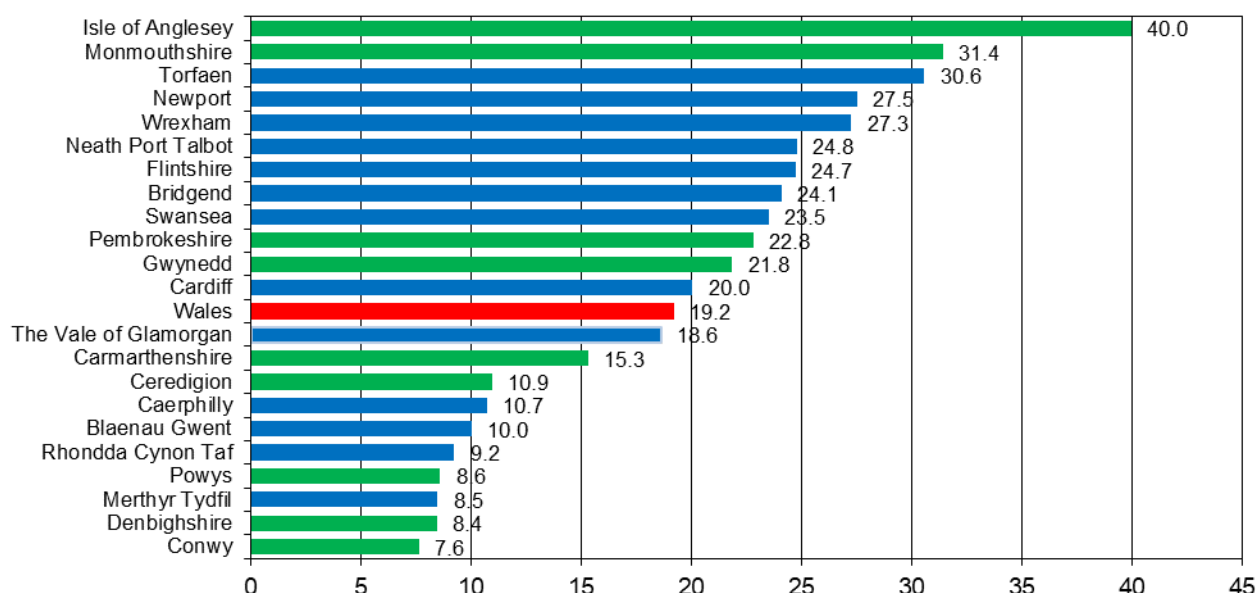
(a) The figures collated from local authority returns cover planned and proposed provision for all tenures including provision by RSLs, local authorities and the private sector. Figures for these years are estimates and are subject to change when reported as 'Delivered' in 'future years'.

Table 1 shows that at an individual local authority level, 13 of the 22 authorities reported increases in the provision of affordable housing during 2018-19 compared to the previous year, with notable increases in Wrexham (from 21 to 159) and Blaenau Gwent (from 0 to 31). Each local authority sets an affordable housing target and this will influence provision ([Table 1](#)).

4. Rate of all additional affordable housing

To take into account the number of households in each area, for 2018-19, the rate of additional affordable housing provision per 10,000 households has been calculated using the latest mid-2017 household estimates² for Welsh local authorities produced by the Welsh Government.

Chart 2 - Rate of all additional affordable housing units delivered per 10,000 households, by local authority area, 2018-19



or the different authorities within each classification group is provided in the key quality information section of this release.

Chart 2 shows that during 2018-19 the rate of additional affordable housing delivery across Wales as a whole was 19.2 units per 10,000 households.

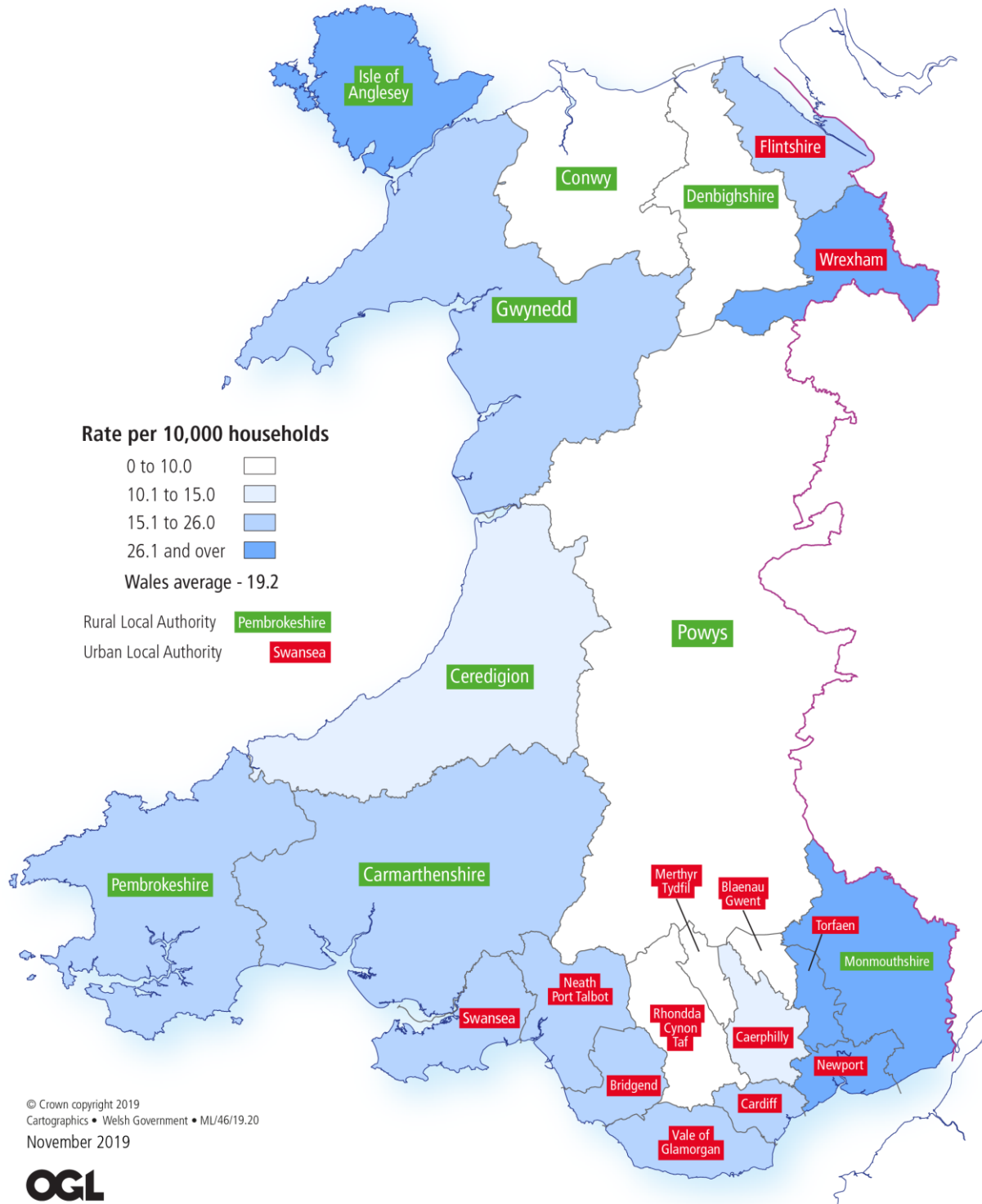
The local authority with the highest number of affordable housing units delivered in 2018-19 was Cardiff (305 units or 12 per cent of the Wales total). However, when considering the number of households in each area, Isle of Anglesey was the authority with the highest delivery rate at 40.0 units per 10,000 households.

Conwy had the lowest delivery rate at 7.6 units per 10,000 households with 40 units delivered in 2018-19, compared to 71 in 2017-18.

² The 2017 mid year household estimates are available from [StatsWales](https://stats.wales.gov.uk/).

Affordable Housing Provision

Rate of additional affordable housing delivered during 2018-19
per 10,000 households



5. Additional affordable housing by funding source

The availability of Welsh Government grant funding for affordable housing such as Social Housing Grant (SHG), recycled Social Housing Grant (RCG), Housing Finance Grant (HFG), Vibrant and Viable Places (VVP), Integrated Care Fund and Shared Ownership – Wales Grant will impact on the ability of all providers, but particularly RSLs, to deliver additional affordable housing across Wales.

Table 2 - Additional affordable housing delivered by funding source

Additional affordable housing	2011-12	2012-13	2013-14	2014-15	2015-16	2016-17	2017-18	2018-19
Number delivered:								
With capital grant funding	1,548	1,274	1,357	1,539	1,765	1,809	1,243	1,903
Without capital grant funding	884	768	1,059	679	635	737	1,073	689
Total	2,432	2,042	2,416	2,218	2,400	2,546	2,316	2,592
Percentage (%) delivered:								
With capital grant funding	63.7	62.4	56.2	69.4	73.5	71.1	53.7	73.4
Without capital grant funding	36.3	37.6	43.8	30.6	26.5	28.9	46.3	26.6
Total	100.0	100.0	100.0	100.0	100.0	100.0	100.0	100.0

Source: Affordable Housing Provision data collection, Welsh Government

Nearly three quarters (73 per cent) of affordable housing units were delivered through capital grant funding in 2018-19. This is considerably higher than the proportion for 2017-18 (54 per cent), but similar to the proportions in 2015-16 and 2016-17 (74 and 71 per cent respectively)

The balance between the number of additional affordable housing units being delivered with capital grant funding and the number delivered without capital grant funding differs considerably between the 22 local authority areas. During 2018-19, 3 local authorities delivered all their additional affordable housing units, with a further 7 local authorities delivering over 90 per cent of their additional housing units, using capital grant funding. In direct contrast with this, 100 per cent of the units in the Vale of Glamorgan were delivered without capital grant funding ([Table 3](#)).

During 2018-19, 81 per cent of all RSL affordable housing provision in Wales were delivered with some form of capital grant funding, up from 63 per cent during the previous year. Across Wales, RSL provision with capital grant funding reached over 90 per cent in 13 local authorities

Inside the National Parks, 12 per cent of all affordable housing was funded by capital grant funding during 2018-19, down from 67 per cent a year earlier.

Table 3 - Additional affordable housing delivered by funding source and local authority area, 2018-19 (a) (b)

Numbers

Local Authority	Of which are by RSLs					
	Total	With capital	Without capital	Total	With capital	Without capital
		grant funding	grant funding		grant funding	grant funding
Isle of Anglesey	124	112	12	111	111	0
Gwynedd	118	84	34	112	84	28
Conwy	40	38	2	40	38	2
Denbighshire	35	21	14	19	17	2
Flintshire	163	121	42	121	121	0
Wrexham	159	159	0	156	156	0
Powys	51	47	4	51	47	4
Ceredigion	34	34	0	34	34	0
Pembrokeshire	126	105	21	117	105	12
Carmarthenshire	124	28	96	28	28	0
Swansea	254	235	19	251	232	19
Neath Port Talbot	153	138	15	153	138	15
Bridgend	148	143	5	148	143	5
The Vale of Glamorgan	105	0	105	105	0	105
Cardiff	305	172	133	255	172	83
Rhondda Cynon Taf	96	86	10	87	86	1
Merthyr Tydfil	21	13	8	21	13	8
Caerphilly	82	58	24	75	53	22
Blaenau Gwent	31	31	0	31	31	0
Torfaen	121	79	42	121	79	42
Monmouthshire	125	59	66	125	59	66
Newport	177	140	37	177	140	37
Wales	2,592	1,903	689	2,338	1,887	451
Of which, total delivered in:						
Snowdonia National Park	6	0	6	0	0	0
Pembrokeshire National Park	16	3	13	15	3	12
Brecon Beacons National Park	3	0	3	3	0	3
Total National Parks	25	3	22	18	3	15
Total outside National Parks	2,567	1,900	667	2,320	1,884	436
Wales	2,592	1,903	689	2,338	1,887	451

Source: Affordable Housing Provision data collection, Welsh Government

(a) Total additional affordable housing will include units delivered by local authorities, registered social landlords and other providers including units provided directly by private sector private developers through the planning system via Section 106 agreements.

(b) The total will also include housing units leased to provide accommodation for homeless families where the lease is for more than one year. These units however do not fully conform to the TAN2 definition in relation to subsequent occupation once the lease has expired.

6. Additional affordable housing delivered by RSLs

Welsh Registered Social Landlords (RSLs) continue to make the largest contribution delivering 90 per cent of all additional affordable housing in Wales in 2018-19. As the major provider of additional affordable housing across Wales, RSLs are required to provide more detailed information including the tenure type of the housing units delivered and the number which are delivered by RSLs within the National Park areas.

Welsh RSLs delivered all of the additional affordable housing in 11 of the 22 local authorities across Wales and more than half in a further 10 local authorities. The exception was Carmarthenshire, with RSLs responsible for 23 per cent of all affordable housing provision in 2018-19.

Table 4 - Additional affordable housing delivered by Welsh Registered Social Landlords, by local authority area

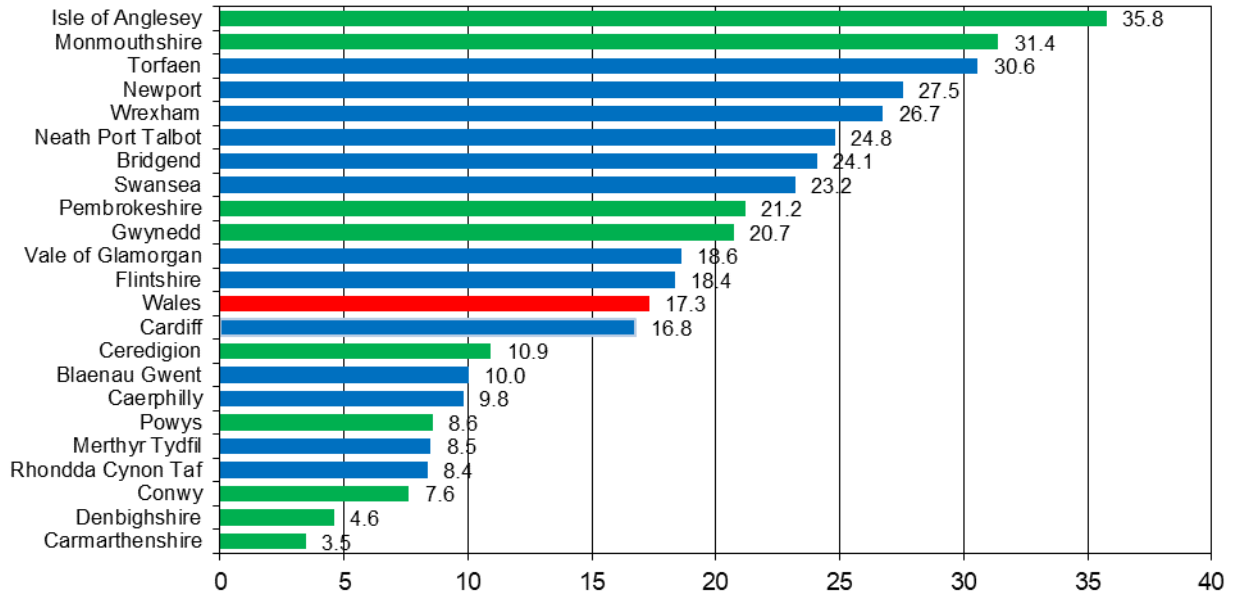
Local Authority	Numbers							
	2011-12	2012-13	2013-14	2014-15	2015-16	2016-17	2017-18	2018-19
Isle of Anglesey	49	110	29	35	27	53	41	111
Gwynedd	21	50	35	97	29	46	48	112
Conwy	32	41	153	72	75	104	71	40
Denbighshire	60	59	13	40	43	46	38	19
Flintshire	55	15	93	44	43	72	89	121
Wrexham	95	15	130	56	71	45	21	156
Powys	38	96	13	49	63	91	58	51
Ceredigion	96	9	14	16	66	42	15	34
Pembrokeshire	26	59	80	158	133	144	74	117
Carmarthenshire	92	62	27	17	148	36	35	28
Swansea	297	129	212	142	156	171	134	251
Neath Port Talbot	83	140	102	88	95	106	38	153
Bridgend	120	30	121	137	136	154	61	148
Vale of Glamorgan	48	73	45	169	164	286	223	105
Cardiff	166	159	203	256	329	239	281	255
Rhondda Cynon Taf	40	80	79	109	103	207	214	87
Merthyr Tydfil	31	66	19	31	38	22	31	21
Caerphilly	108	144	109	181	163	132	45	75
Blaenau Gwent	122	116	22	30	54	59	0	31
Torfaen	75	48	128	74	82	97	132	121
Monmouthshire	89	72	66	53	49	88	100	125
Newport	211	131	106	117	183	137	197	177
Wales	1,954	1,704	1,799	1,971	2,250	2,377	1,946	2,338
Of which, total delivered in National Parks:								
Snowdonia NP	0	32	7	10	14	23	12	0
Pembrokeshire NP	0	0	3	0	2	41	6	15
Brecon Beacons NP	27	17	30	6	10	26	55	3
Total National Parks	27	49	40	16	26	90	73	18
Total outside National Parks	1,927	1,655	1,759	1,955	2,224	2,287	1,873	2,320
Wales	1,954	1,704	1,799	1,971	2,250	2,377	1,946	2,338

Source: Affordable Housing Provision data collection, Welsh Government

6.1 Rate of delivery by RSLs

Taking into account the number of households in each area, during 2018-19, RSLs delivered 17.3 additional affordable housing units per 10,000 households across Wales.

Chart 3 - Rate of additional affordable housing units delivered by Welsh Registered Social Landlords per 10,000 households, by local authority area, 2018-19



Note: Authorities classified as rural authorities are shown in green and those classified as urban are shown in blue. A list of the different authorities within each classification group is provided in the key quality information section of this release.

Chart 3 shows the highest rate of additional affordable housing delivery by RSLs during 2018-19 was in Isle of Anglesey at 35.8 units per 10,000 households.

The lowest rate of provision was in Carmarthenshire at 3.5 units per 10,000 households.

6.2 RSL delivery by tenure

Table 5 - Additional affordable housing delivered by Welsh Registered Social Landlords, by tenure (a)

Tenure	2011-12	2012-13	2013-14	2014-15	2015-16	2016-17	2017-18	2018-19
Number:								
Social rented	1,260	1,144	1,166	1,205	1,601	1,775	1,546	1,955
Intermediate rented	494	416	460	631	451	436	236	223
Shared equity (b)	200	144	173	135	198	166	163	121
Shared ownership-Wales (c)	1	39
Total	1,954	1,704	1,799	1,971	2,250	2,377	1,946	2,338
Percentage (%):								
Social rented	64.5	67.1	64.8	61.1	71.2	74.7	79.4	83.6
Intermediate rented	25.3	24.4	25.6	32.0	20.0	18.3	12.1	9.5
Shared equity (b)	10.2	8.5	9.6	6.8	8.8	7.0	8.4	5.2
Shared ownership-Wales (c)	0.1	1.7
Total	100.0	100.0	100.0	100.0	100.0	100.0	100.0	100.0

Source: Affordable Housing Provision data collection, Welsh Government and Government

(a) Information taken from returns from Registered Social Landlords, detailing all additional affordable housing delivered within the local authorities in which they operate.

(b) Prior to the introduction of the new Shared Ownership-Wales in February 2018, units where there is shared ownership between the occupant and the RSL (e.g. part ownership / part rent) may have been included under 'Shared Equity'.

(c) Shared Ownership - Wales was introduced in February 2018 and is a part-buy, part-rent scheme, suitable for aspiring buyers who have some deposit but are unable to obtain the level of mortgage to purchase the home outright. The total includes one unit delivered under this scheme during the 2017-018 financial year.

Further information is available in the Glossary section and Quality report.

Table 5 shows: of the 2,338 affordable housing units delivered by Welsh RSLs during 2018-19, 84 per cent were social rented housing (1,955 units). This is the highest number of social rented housing units by RSLs since the start of the data collection in 2007-08 and is 26 per cent higher than the number in 2017-18. The social rented housing units provided by RSLs during 2018-19 accounted for three quarters (75 per cent) of all additional housing delivered by all providers.

A further affordable housing option is intermediate rented properties where the rents are above those of social rents, but below market housing rents.

During 2018-19 a total of 223 intermediate rented properties were delivered by RSLs, a decrease of 6 per cent on 2017-18. Intermediate rented properties accounted for 10 per cent of all RSL provision.

RSLs also provide shared equity units for those who are not eligible for social housing, but who cannot afford to buy or rent a property on the open market. During 2018-19, 121 shared equity units were delivered, a decrease of 26 per cent on the previous year. Shared equity units accounted for just 5 per cent of all RSL provision.

Prior to the introduction of the new Shared Ownership – Wales scheme in February 2018, units where there is shared ownership between the occupant and the RSL (e.g. part ownership / part rent) were included under 'Shared Equity'.

Through April 2018 to March 2019, RSLs across Wales had delivered 39 additional affordable housing unit via the Shared-ownership - Wales scheme introduced in February 2018 (see glossary).

Less than 1 per cent (18 units) of the 2,338 units delivered by RSLs during 2018-19 were inside the National Park areas. Of these 18 units, 14 were socially rented, 3 were shared equity units and the remaining unit was shared ownership.

Most of the additional affordable housing provided during 2018-19 by RSLs were 'general needs' properties. These properties include self contained units that are not reserved for specific client groups and also properties that are adapted for use for people with disabilities but where no additional services or support are provided as part of the terms of occupancy. During 2018-19 these types of property accounted for 83 percent (1,930 units) of all additional affordable housing provision by RSLs. The remaining 17 per cent (408 units) were housing units provided for use by particular client groups or for specific purposes.

Further information on social rented, intermediate rented, shared equity and also shared ownership- Wales housing units is available in the [Glossary](#) section.

Rent to Own – Wales

This scheme was launched in February 2018 alongside the Shared-ownership - Wales scheme to provide an opportunity of home ownership to households who can afford the monthly mortgage payments but do not have the level of deposit normally required to purchase a home.

Under the Rent to own – Wales scheme aspiring buyers will pay market rents for new-build homes from participating housing associations, and will have the option to purchase these from the end of the second year of their rental period. Upon exercising the option to purchase, the aspiring buyer will be gifted an amount equivalent to 25% of the rent they have paid and 50% of any increase in the value of the home, to use as a mortgage deposit. This will help them to purchase the home that they are renting.

It should be noted however that (unlike units delivered under the Shared-ownership - Wales scheme) these **Rent to Own units do not conform to the TAN 2 definition of affordable housing and as such have not been included in the total additional affordable housing figure shown in this release.**

In 2018-2019 a total of 35 units had been delivered under the Rent to Own – Wales scheme by 6 RSLs in 7 local authorities. In 2017-18, 10 units were delivered under Rent to own – Wales.

Further information is available in the [Glossary](#) section of the release and the [Quality report](#).

7. Additional affordable housing through planning obligations

The number of affordable homes to be provided in a particular area will be determined by the local planning authority's planning policy and discussions with developers about what is feasible given the economic circumstances and other factors. The agreed affordable housing contribution will be secured by what is known as a planning obligation (or a section 106 agreement) which is a legally binding contract between a developer and a local planning authority that operates alongside a planning permission to make a development acceptable to both parties. These arrangements may be used to offset negative consequences of development, to help meet local needs or to secure benefits which would make a development more sustainable

Table 6 below shows the number of additional affordable housing units that were granted planning permission each year through planning obligations (section 106 agreements) or planning conditions either as part of, or as a result of, market housing developments. Granted planning permission refers to final detailed (i.e. not outline) planning permissions granted during the year and will mean that a section 106 agreement (where applicable) has already been signed.

The table also shows information on the number of additional affordable housing units that were delivered each year, irrespective of when the planning permission was granted. This includes local authorities, registered social landlords, community land trusts and private sector provision.

It should be noted that additional affordable housing units delivered or granted planning permission through planning obligations may or may not be on affordable housing exception sites.

Table 6 - Additional affordable housing delivered through planning obligations (a)

Planning obligations	2011-12	2012-13	2013-14	2014-15	2015-16	2016-17	2017-18(r)	2018-19
Number granted planning permission:								
Local Authorities	981	993	1,072	1,448	872	1,440	1,843	1,773
National Parks	50	71	37	35	58	49	18	54
All Wales	1,031	1,064	1,109	1,483	930	1,489	1,861	1,827
Number delivered:								
Local Authorities	621	444	369	760	691	861	717	573
National Parks	3	43	15	36	14	71	56	31
All Wales	624	487	384	796	705	932	773	604
Percentage (%) of all additional affordable housing delivered through planning obligations:	25.7	23.8	15.9	35.9	29.4	36.6	33.4	23.3

Source: Affordable Housing Provision data collection, Welsh Government / Welsh Government

(a) Housing units delivered through planning obligations cannot be summed with those delivered on affordable housing exceptions sites, as a housing unit may be delivered through planning obligations and be on a housing exception site.

(r) Data for 2017-18 revised (StatsWales only) in December 2018 due to the provision of updated data.

During 2018-19, the number of additional affordable housing units granted planning permission increased to 1,827. This was due to an increase in those granted planning permission in National Parks where numbers tripled compared to the previous year to 54 units ([Table 6](#)). However, it is worth noting, that last year was unusually low.

During 2018-19, the number of additional affordable housing units delivered through planning obligations (section 106 agreements) was down by 19 per cent compared with the previous year to 604 units.

The number of additional affordable housing delivered through planning obligations was down for local authorities and National Parks during 2018-19, dropping by 17 per cent and 45 per cent respectively ([Table 6](#)).

During 2018-19, 23 per cent of all additional affordable housing delivered was through planning obligations compared with 32 per cent the previous year and 37 per cent during 2016-17.

The number of additional affordable housing units delivered through planning obligations is consistently lower than the number granted planning permission. This may be due to the time lag between the planning permission being granted and the final delivery of the housing unit.

8. Additional affordable housing on housing exception sites

Affordable housing exception sites³ are small scale housing sites within or adjoining existing settlements for the provision of affordable housing to meet local needs, which would not otherwise be allocated in the development plan. Prior to July 2010 these were known as 'rural exceptions sites'.

The number of affordable housing units granted planning permission to be built on affordable housing exception sites increased to 52 units in 2018-19. All but 1 of these were outside the National Park boundaries ([Table 7](#)).

Table 7- Additional affordable housing delivered on housing exception sites (a)

	<i>Numbers</i>							
Affordable housing exception sites	2011-12	2012-13	2013-14	2014-15	2015-16	2016-17	2017-18	2018-19
Number Granted planning permission:								
Local Authorities	48	87	2	61	21	33	43	51
National Parks	8	4	9	8	1	0	6	1
All Wales	56	91	11	69	22	33	49	52
Number delivered:								
Local Authorities	42	33	37	19	36	41	14	120
National Parks	1	12	29	0	1	8	3	0
All Wales	43	45	66	19	37	49	17	120

Source: Affordable Housing Provision data collection, Welsh Government; Welsh Government

(a) Housing units delivered through planning obligations cannot be summed with those delivered on affordable housing exceptions sites, as a housing unit may be delivered through planning obligations and be on a housing exception site.

Table 7 shows that in 2018-19, the number of additional affordable housing units delivered on affordable housing exception sites increased considerably to 120 units compared to just 17 in the previous year. The majority of these were in Pembrokeshire (56 units) and Torfaen (34 units). All 120 units were delivered outside of National Park boundaries.

³ Where a local planning authority has identified a lack of affordable housing it must consider including an 'affordable housing exception site' policy in its development plan, setting out the circumstances where sites may be released for 100% affordable housing to meet local needs as an exception to the policies for general housing provision

9. Additional affordable housing on public sector land

[Table 8](#) below shows the extent to which the public sector, including local authorities, is releasing their own land for the purpose of providing additional affordable housing.

During 2018-19, the number of additional affordable housing units delivered on all public sector land increased by 22 per cent to 650 units and accounted for 25 per cent of all affordable housing provision compared with 23 per cent in the previous year.

As was the case last year, most of these additional affordable housing units (61 per cent) were delivered on local authority land. Despite a decrease in the number of units delivered on local authority land, affordable housing delivered on other public sector land increased by more than twofold in 2018-19.

Table 8 - Additional affordable housing delivered on land made available by the public sector (a)

	2017-18			2018-19		
	With capital grant funding	Without capital grant funding	Total	With capital grant funding	Without capital grant funding	Total
Public Sector						
Local authority land	243	175	418	344	52	396
Other public sector land	79	34	113	180	74	254
All public sector land	322	209	531	524	126	650

Source: Affordable Housing Provision data collection, Welsh Government

(a) Other public sector bodies include the Welsh Government and Welsh Government sponsored bodies, other central government departments, health authorities and police, fire and rescue services/authorities. Further details are provided in the Glossary towards the end of the release.

[Table 8](#) shows the majority of units delivered on all public sector land continued to be delivered with capital grant funding and the percentage of units delivered with capital grant funding increased to 81 per cent.

The number of units delivered with capital grant funding on local authority land was up on the previous year to 344 units and on other public sector land increased more than doubled to 180 units ([Table 8](#)).

The local authority with the highest percentage of units delivered on local authority land was Bridgend (23 per cent) followed by Cardiff (21 per cent).

Only 5 of the 22 authorities reported additional affordable housing units being delivered on land released by other public sector bodies during 2018-19. The highest percentage was in Torfaen (48 per cent) followed by Swansea (22 per cent).

Further details of the other public sector bodies included are provided in the [Glossary](#).

Glossary

Affordable housing exception sites

Affordable housing exception sites are small scale housing sites within or adjoining existing settlements for the provision of affordable housing to meet local needs, which would not otherwise be allocated in the development plan. Prior to July 2010 these were known as 'rural exceptions sites'.

Additional affordable housing

Affordable housing provided through newbuild or through the purchase, leasing or conversion of existing units on or after 1st April 2007. This therefore excludes existing affordable units that have been renovated or refurbished, as they are not classed as being additional. Where there was a net loss of affordable units over the year, this was recorded as zero. For example, if two self contained flats in one property were converted into one family home, the number of additional units is zero as there has been a reduction in the number of affordable units.

Capital Grants Funding

Capital Grants Funding includes Social Housing Grant (SHG), any recycled Social Housing Grant (RCG), Housing Finance Grant (HFG), Vibrant and Viable Places (VVP) and Integrated Care Fund (ICF) but excludes those housing units funded from other sources.

Conversions

When one unit is changed into multiple units or multiple units are changed into one. For example, where one family house is converted into shared accommodation for three occupants, the number of additional units is two.

Delivered

Means that the unit is completed and is available for occupation.

Extra care (sheltered housing)

Offers more support to residents than other retirement housing but allows them to retain more independence than moving to a care home. Residents still live in self-contained flats but meals may be provided, either in the flat or a shared dining room and care staff are often available to provide personal care.

General needs

Self-contained units that are not reserved for specific client groups. Properties adapted for use for people with disabilities were included here if no additional services or support were provided as part of the terms of occupancy.

Granted planning permission

Refers to final detailed (i.e. not outline) planning permissions granted during the year. Granted Planning Permission will mean that a section 106 agreement has already been signed.

Housing Finance Grant

Housing Finance Grant, which is an additional funding package for RSLs, was introduced during 2013-14. The Housing Finance Grant is a 30 year grant scheme, which contributes to borrowing costs incurred by RSLs to fund additional affordable homes to be built in 2013-14, 2014-15 and 2015-16. A second phase of HFG (HFG2) was launched in 2017/18 for 3 years, covering 2017/18 – 2019/20

Housing unit

Self-contained dwelling which provides a minimum of one habitable room, with exclusive use of a kitchen, bathroom/shower, sink and toilet.

NB: In shared housing, a unit will relate to the number of bed spaces or bedrooms provided exclusively for use by the occupant or family in the case of hostels or refuges. For example, one house may provide supported accommodation for three occupants – each occupant has exclusive use of a bedroom and shares lounge, kitchen and bathroom facilities. This was counted as three units. Bedrooms used exclusively by staff were not counted.

Integrated care fund (ICF)

The Integrated Care Fund (capital) is a nominally allocated to Regional Partnership Boards and paid via Health Boards to support a range of interventions including accommodation led solutions to health and social care. ICF can be used to support affordable housing delivered by local authorities and RSLs.

Intermediate rented housing

Where prices or rents are above those of social rented housing but below market housing prices or rents. This can include equity sharing schemes (for example Home buy). Intermediate housing differs from low cost market housing, which the Welsh Government does not consider to be affordable housing for the purpose of the land use planning system.

National Park Authorities (NPAs)

- **Brecon Beacons NPA** has boundaries in Blaenau Gwent, Caerphilly, Carmarthenshire, Merthyr Tydfil, Monmouthshire, Neath Port Talbot, Powys, Rhondda Cynon Taf and Torfaen.
- **Pembrokeshire Coast NPA** has boundaries in Pembrokeshire only.
- **Snowdonia NPA** has boundaries in Conwy and Gwynedd.

Other public sector bodies

Additional affordable housing units are delivered on land made available by the local authority and on land formerly owned by the following public sector bodies:

- the Welsh Government including Welsh Government Sponsored Bodies;
- other Central Government Departments (including for example former Ministry of Defence sites or Courts sites);
- Welsh Health Estates (covering National Health Service sites formerly owned by Health Authorities, Health Trusts and Ambulance Trusts etc);
- police forces/authorities
- fire and rescue services/authorities.

Planned

This refers to any additional affordable housing units which are currently being developed and are scheduled to be delivered during the financial year 2016-17.

Planning obligations (Section 106 agreements)

As part of market housing developments developers are often asked to make a contribution to meeting identified local need for affordable housing. The number of affordable homes to be provided on a particular site will be determined by the local planning authority's planning policy (usually based on a percentage for sites above a certain size) and negotiations with the developer about what is feasible given the economic circumstances and any other site-specific factors. The agreed affordable housing contribution will be secured by what is known as a planning obligation (or a section 106 agreement) which is a legally binding contract between a developer and a local planning authority that operates alongside a planning permission. The land itself, rather than the person or organisation that develops the land, is bound by a Section 106 Agreement – so this is something any future owners will need to take into account.

These arrangements to overcome obstacles which may otherwise prevent planning permission from being granted, may be used to offset negative consequences of development, to help meet local needs or to secure benefits which would make a development more sustainable.

Rent to Own – Wales

This scheme was introduced in February 2018 and to offer the opportunity of home ownership to households who can afford the monthly mortgage payments but do not have the level of deposit normally required to purchase a home. Under Rent to Own – Wales, aspiring buyers will pay market rents for new-build homes from participating housing associations, and will have the option to purchase these from the end of the second year of their rental period.

Upon exercising the option to purchase, the aspiring buyer will be gifted an amount equivalent to 25% of the rent they have paid and 50% of any increase in the value of the home, to use as a mortgage deposit. This will help them to purchase the home that they are renting.

Housing delivered via the Rent to Own – Wales scheme does not fully conform to the TAN2 definition of affordable housing and the number of units delivered under the scheme is not included in the overall total for additional affordable housing shown in this release.

Section 106 agreements

See 'Planning obligations'.

Shared equity

This includes units where:

- the registered social landlord provides an equity loan to assist with the purchase of a property (e.g. through the Homebuy scheme);
- there is any other low cost home ownership arrangement; and
- that are offered under 'neutral tenure' principles (where applicants can choose to rent or buy depending on individual circumstances) if the first occupancy is on equity sharing terms.

Prior to the introduction of the new Shared Ownership – Wales scheme in February 2018, units where there is shared ownership between the occupant and the RSL (e.g. part ownership / part rent) may have been included under 'Shared Equity'

Shared Ownership – Wales

Shared Ownership - Wales is a part-buy, part-rent scheme introduced in February 2018. It is aimed at aspiring buyers who have some deposit but are unable to obtain the level of mortgage to purchase the home outright. Aspiring buyers can purchase an initial share of 25% to 75% of the value of new-build homes, which are available for this scheme from participating housing associations.

They can staircase up to full ownership at any time. Rent will be payable on the un-owned share. The affordable housing units delivered under this scheme do conform to the TAN 2 definition of affordable housing and the numbers delivered have been included in the overall total for additional affordable housing provision shown in this release.

Sheltered housing

Designed specifically for older people, commonly built in developments of about 20 to 40 self-contained flats or bungalows. There is almost always an alarm system linked to a 24-hour communication centre which can summon help in an emergency and usually a scheme manager (warden) , who may live on site.

Social rented housing

Provided by local authorities and Welsh Registered social landlords where rent levels have regard to the Welsh Government's guideline rents and benchmark rents for social rented housing.

Stair-casing

Stair-casing is when the owner of a Shared Ownership – Wales property exercises their legal right to acquire additional shares (equity) in their property.

Supported housing

There are many different types of supported accommodation to meet the needs of a wide range of people. Residents may have extra needs due to disability, their age or other reasons. The accommodation may have been specially adapted or designed to meet particular physical needs or it may provide extra support through the use of wardens or other staff to help residents live independently.

Vibrant and viable places

Vibrant and Viable Places was a 3 year funding programme (2014-2017) which invested over £124 million of capital funding to support regeneration activities in 18 communities across Wales. It focused on deprived Town Centres, Coastal Communities and Communities First Clusters.

10. Further information

The document is available at

<https://gov.wales/affordable-housing-provision>

More detailed data are available on the [StatsWales website](#).

An accompanying [Quality report](#) is also available.

Next update

October 2020 (Provisional)

We want your feedback

We welcome any feedback on any aspect of these statistics which can be provided by email to:

stats.housing@gov.wales

Open Government Licence

All content is available under the [Open Government Licence v3.0](#), except where otherwise stated.

