

Patients in mental health hospitals and units in Wales, at 31 March 2019

27 November 2019
SFR 114/2019

For people with a mental illness in Wales:

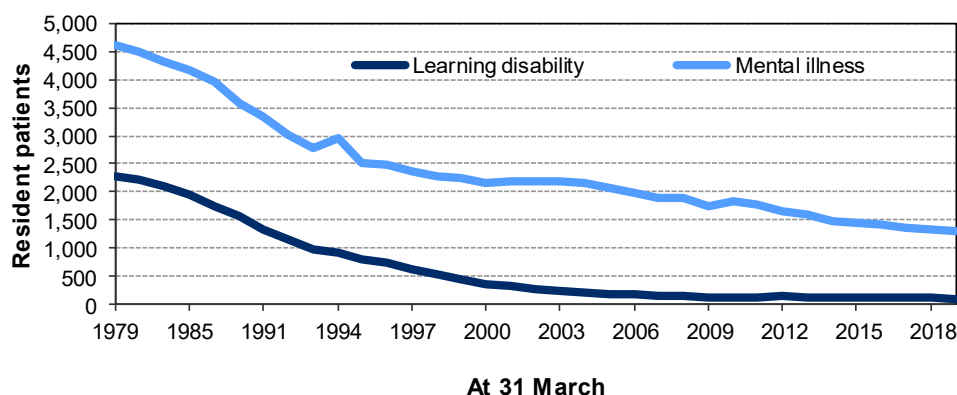
- there were 1,291 resident patients at 31 March 2019, 28 (2 per cent) less than the previous year; the number of patients' resident at the census date has fallen significantly over the longer term, with a reduction of 3,336 (72 per cent) since 1979 ([chart 1](#)).
- 616 patients (48 per cent) were detained under the Mental Health Act 1983 and other legislation, an increase of 27 (5 per cent) from 2018 and 123 (25 per cent) from 2009 ([chart 3](#)).

For people with a learning disability in Wales:

- there were 87 resident patients, a decrease of 30 (26 per cent) from 2018. Since 1979 the number resident on the census date has fallen by 2,186 (96 per cent) ([chart 1](#)).
- 24 patients (28 per cent of the total) were detained under the Mental Health Act 1983 and other legislation, this was the largest percentage in the last 10 years ([chart 8](#)).

The overall fall longer term is due to many of the large psychiatric hospitals reducing in size with patients either re-settled into the community or transferred to smaller units.

Chart 1: Patients in hospitals and units for people with a mental illness or learning disability, 1979 to 2019



About this release

This annual release presents summary results from the 2019 Psychiatric Census.

Each year, on 31 March, a census is taken of residents in NHS hospitals and units for people with a mental illness or a learning disability. It is a snapshot on that date.

In this release

Patients with a mental illness	3
Patients with a learning disability	7
Key quality information	9

Patients in hospitals or units for people with a mental illness

Chart 2 shows the number of patients by hospital and sex, in the 10 largest hospitals or units for people with a mental illness in Wales.

- On 31 March 2019, 60% of all residents with a mental illness were accommodated in the 10 largest hospitals or units in Wales for people with a mental illness.
- The largest four hospitals or units (Llandough, Cefn Coed, Wrexham Maelor and Royal Glamorgan) accommodated 40% of all residents.

Chart 2: Patients in hospitals or units for people with a mental illness, by sex, at 31 March 2019 in the 10 largest hospitals or units in Wales

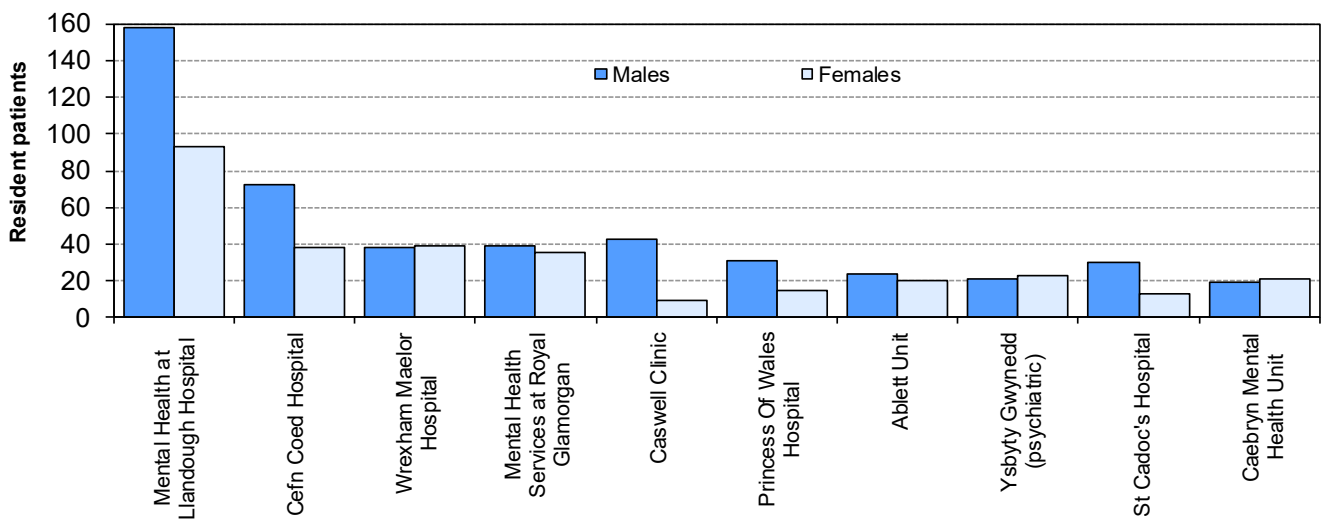


Chart 3 shows the proportion of resident patients with a mental illness who were detained under the Mental Health Act 1983 and other legislation, since 31 March 2009.

- Overall, the percentage of patients detained has risen from 28% on 31 March 2009 to 48% of the total residents on 31 March 2019.

Chart 3: Percentage of patients with a mental illness detained under legislation, 2009 to 2019

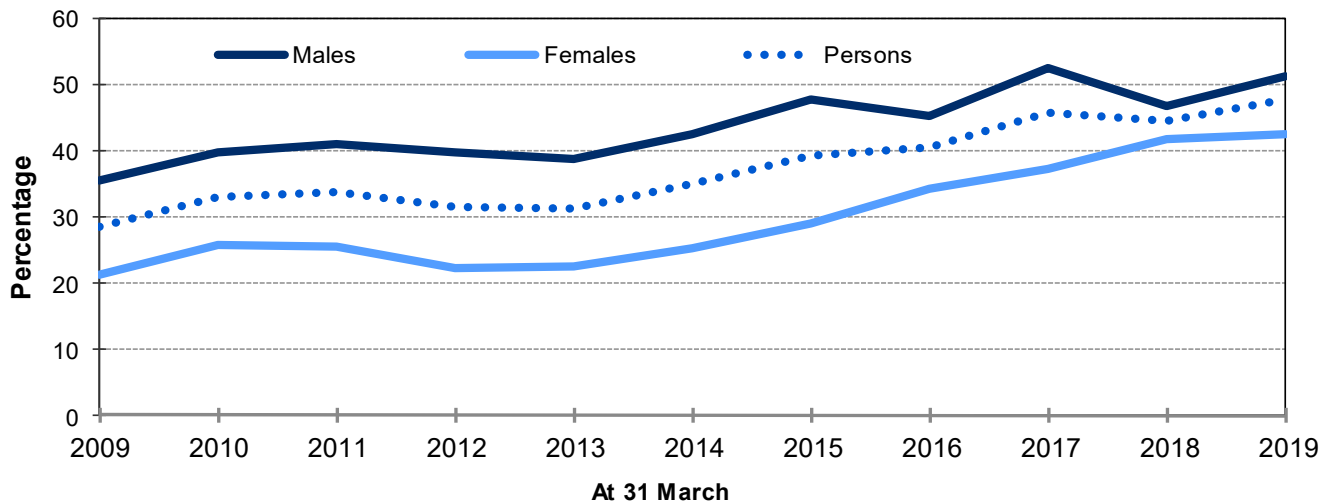


Chart 4 shows the number of patients in hospitals and units for people with mental illness, by age and sex, on 31 March 2019 compared with 3, 6 and 9 years ago.

On 31 March 2019:

- 44% (231) of female patients were aged 65 and over compared with 29% (221) of males. The number of females aged 65 or over more than halved in the last ten years, whilst the percentage has fluctuated until showing a large fall in the most recent year. For males, the number and percentage aged 65 and over has tended to fluctuate over time. However, they have both decreased in the last 3 years.
- 4% (20) of the female patients and 1% (5) of the male patients were aged under 18.

Chart 4: Number of patients by age and sex, on 31 March 2010, 2013, 2016 and 2019

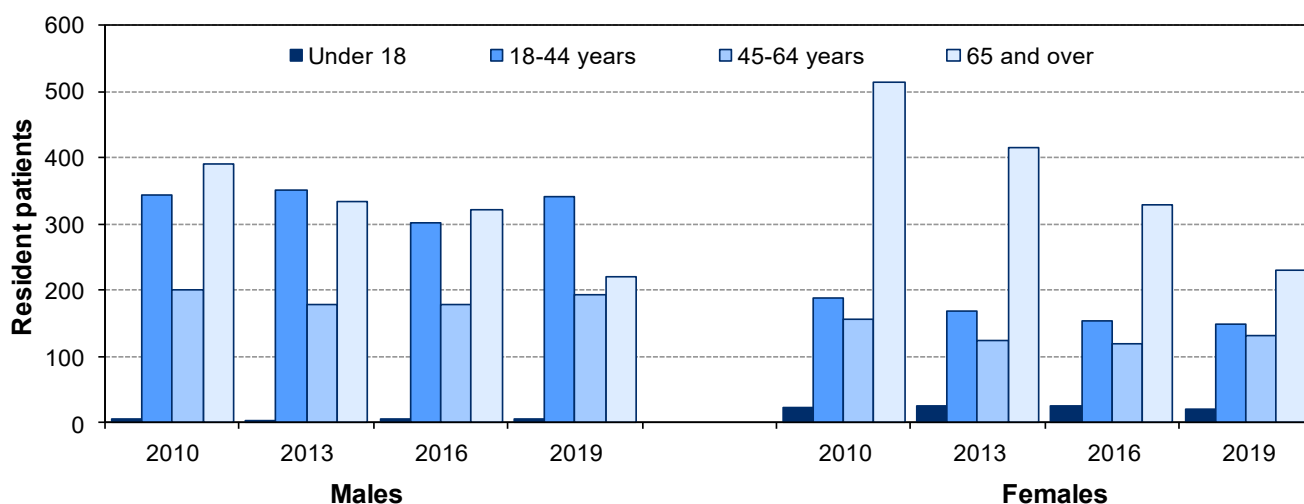
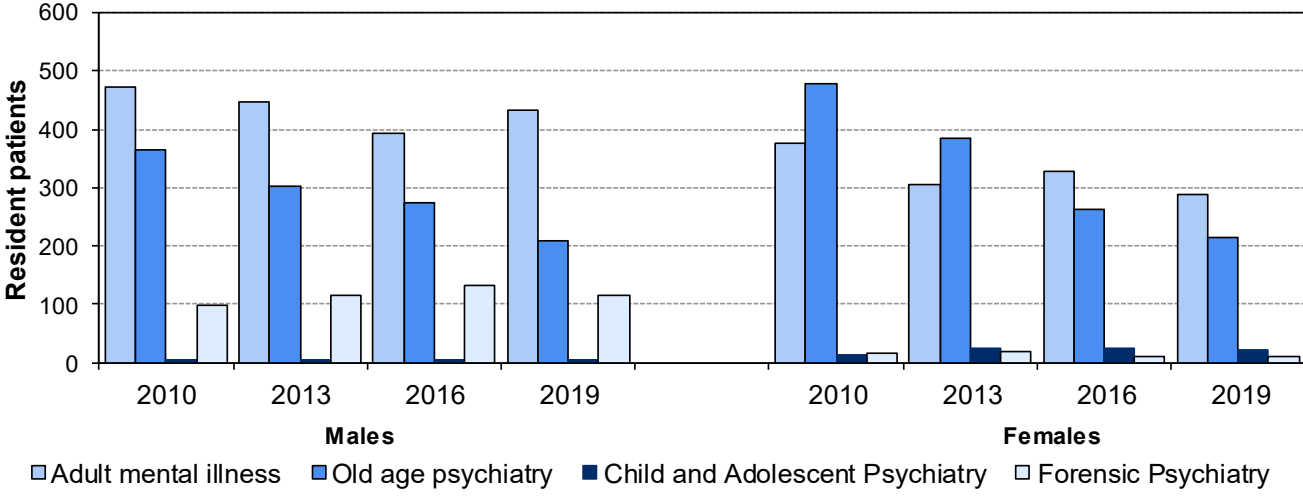


Chart 5 shows the number of patients, in hospitals and units for people with mental illness, by specialty and sex, on 31 March 2019 compared with 3, 6 and 9 years ago.

- On 31 March 2019, 40% (215) of female patients were being treated by doctors who specialise in old age psychiatry compared with 27% (208) of males. Although the numbers of females under the old age psychiatry specialty has decreased by more than half over the last ten years, the percentage has generally remained more constant. The number of males under the specialty of old age psychiatry has also decreased whilst the percentage has shown a gradual decline over the time period shown.

Chart 5: Number of patients by sex and specialty, on 31 March 2010, 2013, 2016 and 2019

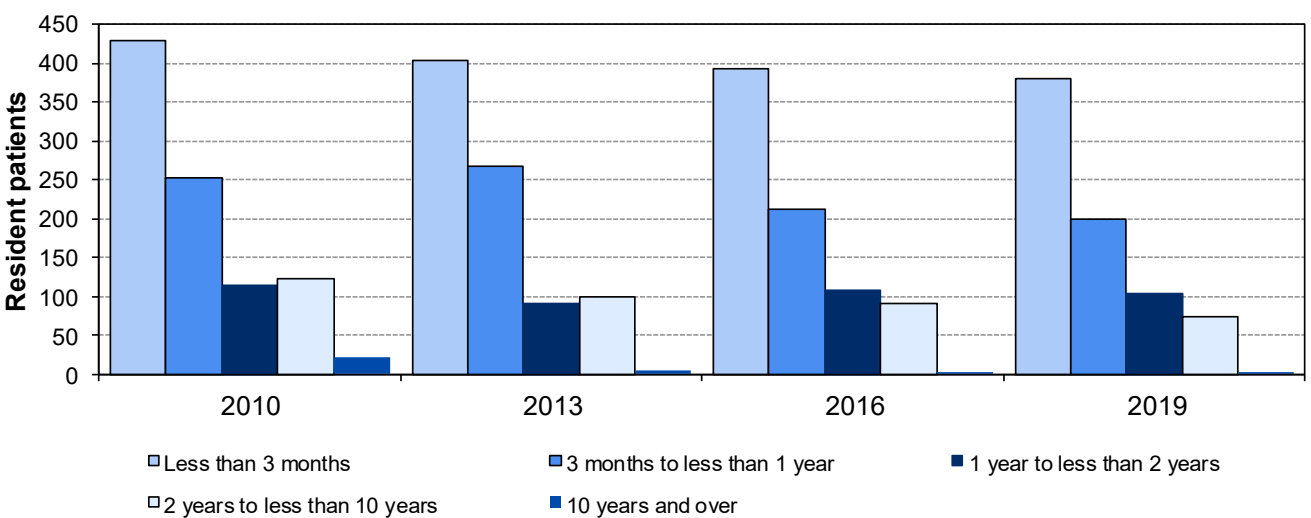


Charts 6a and 6b show the length of stay of patients resident in hospitals and units for people with mental illness on 31 March 2019 compared with 3, 6 and 9 years ago.

On 31 March 2019:

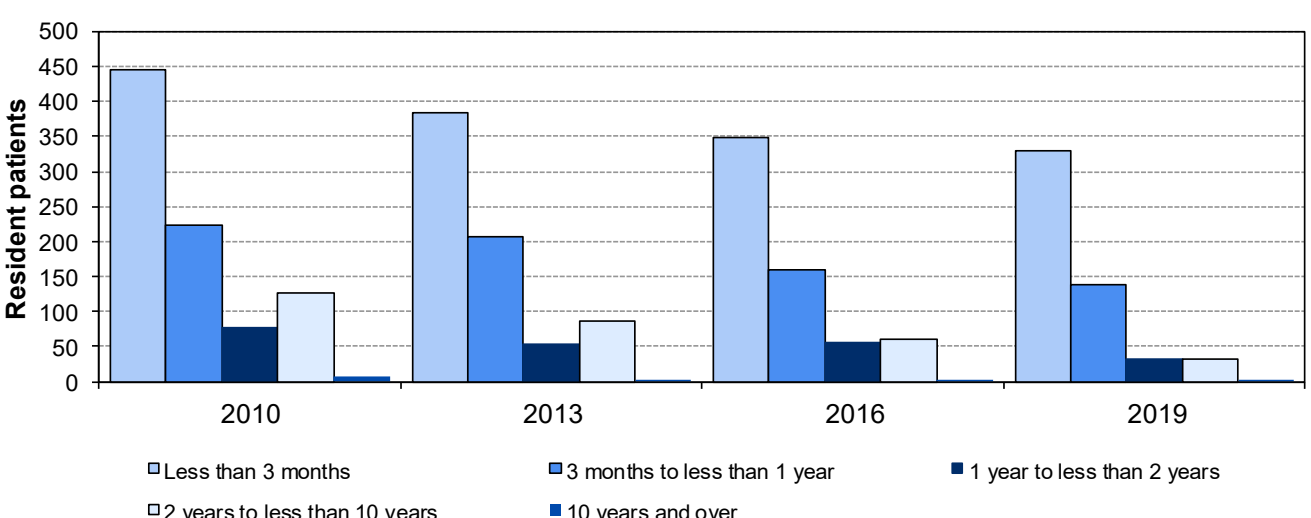
- 710 patients (55%) had been resident for less than 3 months.
- 3 males and 1 female had been resident for 10 years or over, down from 21 males and 6 females in 2010.
- Forensic Psychiatry had the highest proportion of patient's resident over 2 years (36%), followed by Old age psychiatry at 8% and Adult mental illness at 5%. Child and Adolescent Psychiatry had no resident patients with a duration of stay over 2 years.

Chart 6a: Male patients by length of stay, on 31 March 2010, 2013, 2016 and 2019 (a)



(a) 2010 had a small number of patients with an unknown length of stay.

Chart 6b: Female patients by length of stay, on 31 March 2010, 2013, 2016 and 2019 (a)



(a) 2010 had a small number of patients with an unknown length of stay.

NOTE: the length of stay is calculated from the admission dates of patients taken from the hospital's patient administration systems. These admission dates can be affected by the creation of new trusts and health boards and temporary discharges to acute hospitals for treatment. This should be taken into account when making comparisons with earlier years. A major reorganisation of the NHS in Wales took place on 1st October 2009.

Patients in hospitals and units for people with a learning disability

This section on learning disability is based on small numbers of patients; therefore care should be taken when interpreting the figures.

Chart 7 shows the number of patients in hospitals and units for people with a learning disability, by age and sex, on 31 March 2019, compared with 3, 6 and 9 years ago.

- On 31 March 2019, resident males aged 65 and over made up 8% (5) of the total male residents, compared to 13% (12) in 2013.
- On 31 March 2019, resident females aged under 45 made up 48% (12) of the total female residents, compared to 37% (14) in 2010.

Chart 7: Number of residents by age and sex, on 31 March 2010, 2013, 2016 and 2019

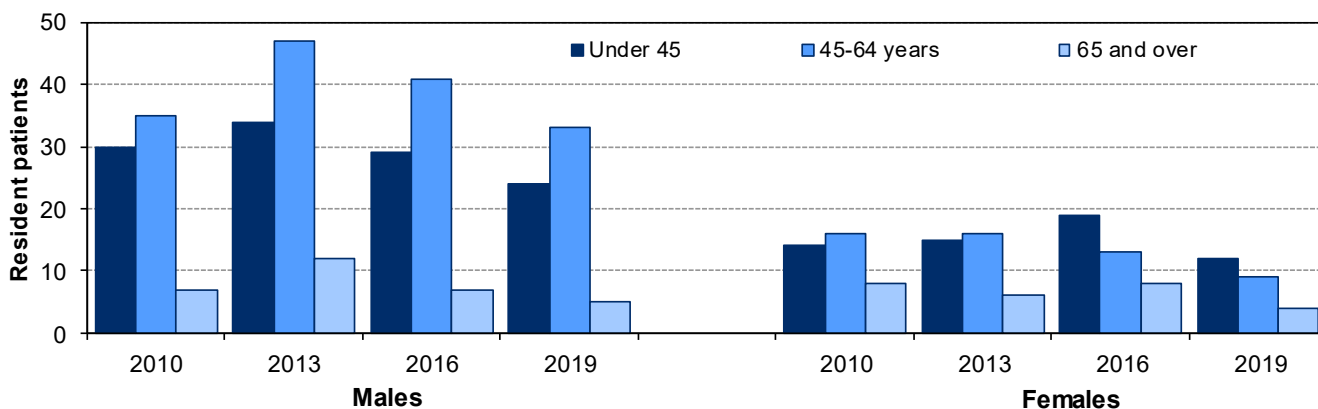
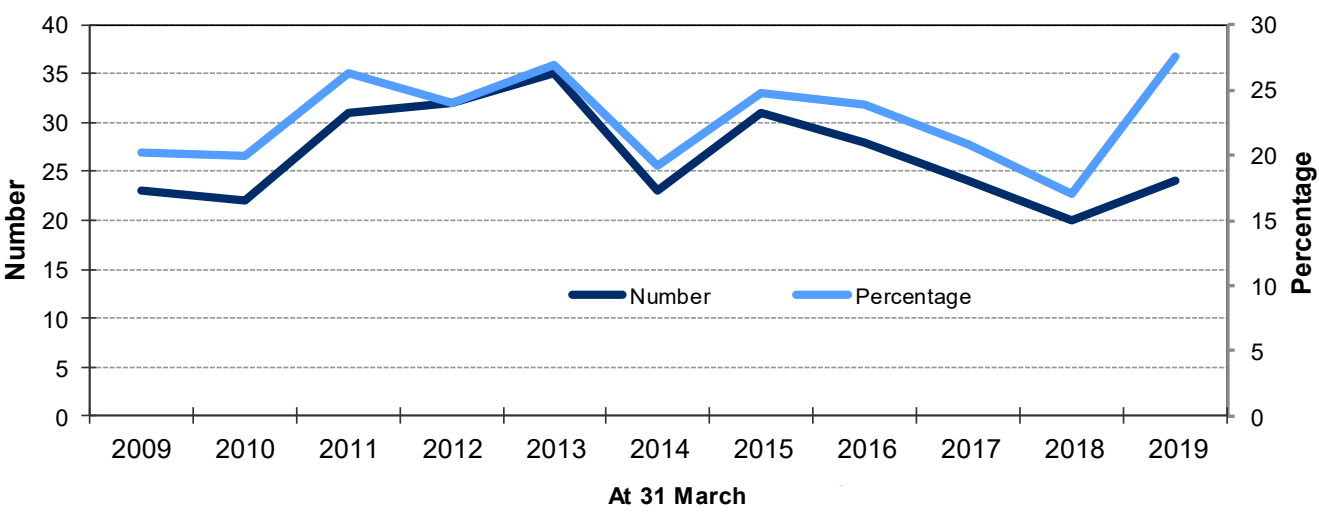


Chart 8 shows the number and percentage of patients in hospitals and units for people with a learning disability, detained under the Mental Health Act 1983 and other legislation, from 31 March 2009.

- On 31 March 2019 the number of detained patients was 24, rising from 20 on 31 March 2018. The number has varied between 20 and 35 over the last 10 years.
- Detained patients as a percentage of all patients increased from 20% on 31 March 2009, to 28% on 31 March 2019.

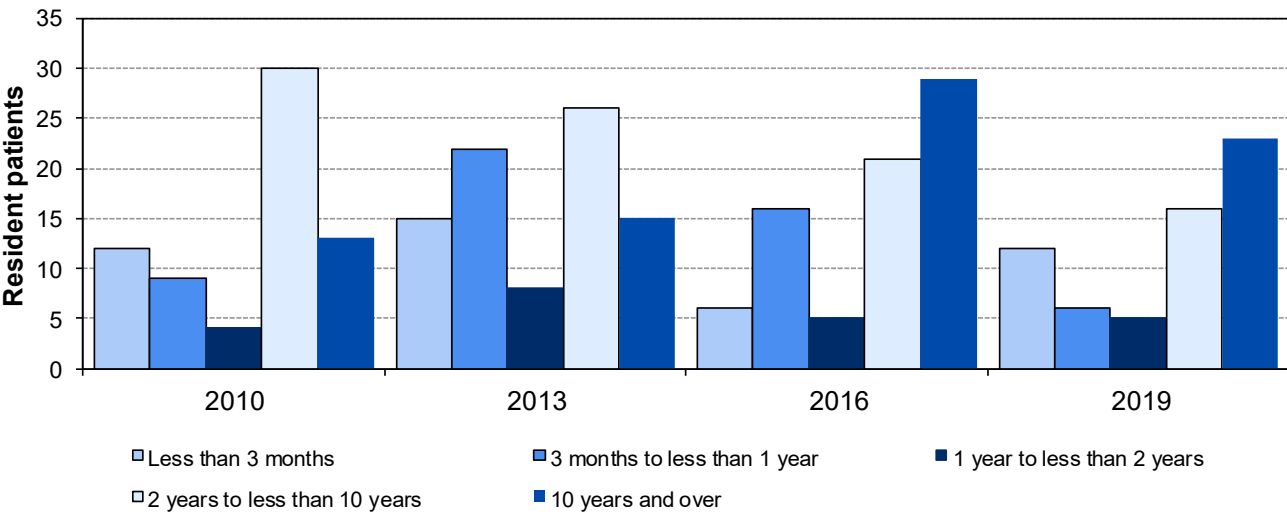
Chart 8: Number and percentage of patients in hospitals and units for people with a learning disability detained under the Mental Health Act 1983 and other legislation, 2009 to 2019



Charts 9a and 9b show how long patients had been resident in hospitals and units for people with a learning disability on 31 March 2019, compared with 3, 6 and 9 years ago.

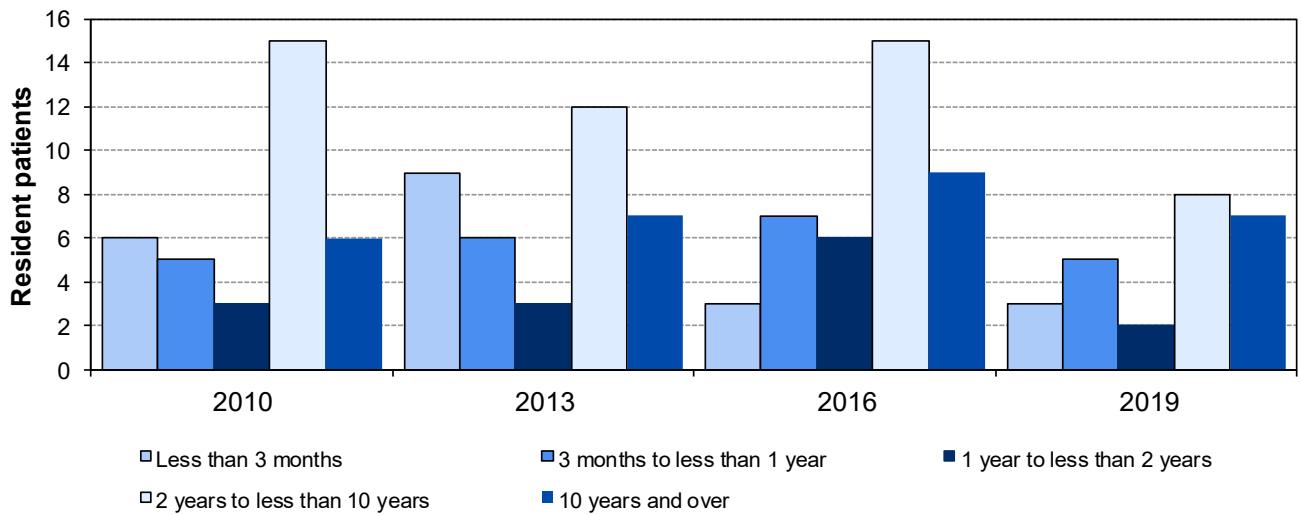
- On 31 March 2019, 23 males and 7 females had been residents for 10 years or more, compared to 13 males and 6 females in 2010. However, data for before 2015 contained some patients with an unknown duration of stay which is likely to have affected the figures for length of stay of 10 years or over.

Chart 9a: Male patients by length of stay, on 31 March 2010, 2013, 2016 and 2019 (a)



(a) 2010 and 2013 had a number of patients with an unknown length of stay.

Chart 9b: Female patients by length of stay, on 31 March 2010, 2013, 2016 and 2019
(a)



(a) 2010 and 2013 had a number of patients with an unknown length of stay.

NOTE: The length of stay is calculated from the admission dates of patients taken from the hospital's patient administration systems. These admission dates can be affected by the creation of new trusts and health boards and temporary discharges to acute hospitals for treatment. This should be taken into account when making comparisons with earlier years. A major reorganisation of the NHS in Wales took place on 1st October 2009.

Key quality information

Relevance

This release provides data on the number of patients who are resident in hospitals and units for people with a mental illness and for people with a learning disability at 31 March 2019 – a snapshot on that date.

It is usually published on the same day as another release on mental health [Admission of patients to mental health facilities in Wales](#). This provides data on the number of admissions to mental health facilities throughout the financial year by type of admission (e.g. formally or informally

We consult with key users prior to making changes, and where possible publicise changes on the internet, at committees and other networks to consult with users more widely. We aim to respond quickly to policy changes to ensure our statistics remain relevant.

Users and uses

We believe the key users of these statistics are:

- Ministers and their advisors
- Assembly members and Members Research Service in the National Assembly for Wales
- policy makers of the Welsh Government
- other government departments
- NHS Wales
- students, academics and universities
- media
- individual citizens

The statistics are used in a variety of ways. Some examples of these include:

- to provide advice to Ministers
- to inform debate in the National Assembly for Wales and beyond
- to help determine the service the public may receive from the relevant hospitals

Accuracy

Where possible, to reduce human error, the processes for producing the Statistical Release are automated. There are also quality assurance procedures in place to understand and explain movements in the data and to check that the computer system is calculating the published statistics correctly. These include making comparisons with previous year's data and checking the data for consistency.

We provide notes at the end of the release inform the users whether the outputs have been revised or not (denoted r). We will also give an indication of the size of the revision between the latest and previous release. There are not generally revisions to the data. However, if there are revisions they usually take place when we receive a resubmission from the LHB for previous year's data and the revisions will be published at the same time as the most recent year's data. There were no revisions to the data this year.

In the unlikely event of incorrect data being published, revisions to data would be made and users informed in conjunction with our [revisions, errors and postponements](#) arrangements.

Source

Data are collected from individual Health Boards by NHS Wales Informatics Service (NWIS) and are subject to validation checks centrally prior to publication. For the data at 31 March 2013 onwards, further checks were introduced by NWIS to eliminate duplicate records. This has not been applied to historic data – the impact is expected to be minimal. It is the responsibility of Local Health Boards to ensure that the figures have been compiled correctly in accordance with central definitions and guidelines.

Agreed standards and definitions within Wales provide assurance that the data is consistent across as Local Health Boards. Every year the data are collected from the same sources and adhere to the national standard. Therefore, they should be coherent within and across organisations.

Coverage

The census is taken at midnight on 31 March each year and covers patients in NHS mental health hospitals and mental health units in NHS hospitals in Wales which may have other specialties. Mental health hospitals and units include those patients with a learning disability as well as those with a mental illness. It does not include Welsh residents who are patients at hospitals in England.

On 1st April 2010, Powys Teaching LHB transferred mental health services to Aneurin Bevan LHB, Betsi Cadwaladr University LHB and Abertawe Bro Morgannwg University LHB. These services were subsequently transferred back by Betsi Cadwaladr University LHB and Abertawe Bro Morgannwg University LHB on the 31st November 2015. During this time there has been no change in the way that the figures have been published, as they have continued to be published under Powys.

Quality

[Statement on confidentiality and data access](#)

Timeliness and punctuality

All outputs adhere to the Code of Practice by pre-announcing the date of publication through the [Upcoming calendar](#) web pages. Furthermore, should the need arise to postpone an output this would follow our [revisions, errors and postponements](#) arrangements.

We publish releases as soon as practical after the relevant time period.

Accessibility and clarity

The statistics are published in an accessible, orderly, pre-announced manner on the Welsh Government website at 9:30am on the day of publication. An RSS feed alerts registered users to this publication. Simultaneously the releases are also published on the National Statistics Publication Hub. We also publicise our outputs on [Twitter](#). All releases are available to download for free.

We aim to use Plain English in our outputs and all outputs adhere to the Welsh Government's [accessibility policy](#). Furthermore, all our headlines are published in Welsh and English.

Further information regarding the statistics can be obtained by contacting the relevant staff detailed on the release or via stats.healthinfo@gov.wales

StatsWales

More detailed tables are available via [StatsWales](#) (an interactive dissemination service) and this can be manipulated online or downloaded into spreadsheets for use offline.

Comparability and coherence

Where there are changes to the data provided, this is shown clearly in the outputs. Where advance warning is known of future changes these will be pre-announced in accordance with Welsh Government arrangements.

Mental health data for other UK countries

There is similar information available from other parts of the UK but the data is not exactly comparable due to local definitions and standards in each area.

Statistics on patients in mental health facilities in England and Wales by ethnicity are available from the 'Count Me In Census' on the Care Quality Commission website. The final 'Count Me In' Census was in 2010. The results are not directly comparable with the Psychiatric Census.

Scotland: [Psychiatric Inpatient Activity](#)

Northern Ireland: [Mental Health & Learning Disability Inpatients 2017/18](#)

England: [Mental Health Data Hub - NHS Digital](#)

Data on Mental Health (Wales) Measure 2010:

Data on the [Mental Health \(Wales\) Measure 2010](#), places duties on local health boards and local authorities about the assessment and treatment of mental health problems.

Well-being of Future Generations Act (WFG)

The Well-being of Future Generations Act 2015 is about improving the social, economic, environmental and cultural well-being of Wales. The Act puts in place seven well-being goals for Wales. These are for a more equal, prosperous, resilient, healthier and globally responsible Wales, with cohesive communities and a vibrant culture and thriving Welsh language. Under section (10)(1) of the Act, the Welsh Ministers must (a) publish indicators (“national indicators”) that must be applied for the purpose of measuring progress towards the achievement of the Well-being goals, and (b) lay a copy of the national indicators before the National Assembly. The 46 national indicators were laid in March 2016.

Information on the indicators, along with narratives for each of the well-being goals and associated technical information is available in the [Well-being of Wales report](#).

Further information on the [Well-being of Future Generations \(Wales\) Act 2015](#).

The statistics included in this release could also provide supporting narrative to the national indicators and be used by public services boards in relation to their local well-being assessments and local well-being plans.

Further details

The document is available at: <https://gov.wales/patients-mental-health-hospitals-and-units>

Next update

October 2020, this will include data up to 31 March 2020.

We want your feedback

We welcome any feedback on any aspect of these statistics which can be provided by email to: stats.healthinfo@gov.wales

Open Government Licence

All content is available under the [Open Government Licence v3.0](#), except where otherwise stated.

