

Counselling

1 September 2018 - 31 August 2019

The Welsh Government's Statistical Directorate runs this data collection from local authorities (LAs) in Wales.

Dewiswch eich iaith penodol / Choose your preferred language:

Saesneg/English

Provider details

Please select your authority from the list provided

PLEASE SELECT YOUR AUTHORITY



Validation

Links	Completed
Technical guidance	
General guidance	
Contact information	0%
Survey response burden	0%

Form links	Table completed
Table 1 >>	0%
Table 2 >>	8%
Table 3 >>	0%
Table 4 >>	0%
Table 5 >>	8%
Table 6 >>	11%
Annual Validations >>	100%

Please return this spreadsheet via Afon no later than 25 October 2019

<http://www.afonwales.org.uk>

Any queries should be directed to:

Email: Data.Collection@gov.wales

afon

diu

ystadegau
ar gyfer cymru
statistics
for wales



Llywodraeth Cymru
Welsh Government

Technical guidance for completing the form

[Back to Home Page](#)

Navigation

You will be able to move from sheet to sheet by clicking the appropriate hyperlink.
For example, to return to the home page click the "Back to Home Page" hyperlink.

Required data items

In this spreadsheet, the cells that require data have the following properties:



All cells requiring data will be coloured pale blue.



Some cells derive values from other data items. These cells are coloured in grey. You will not be able to enter data into these cells.



Some cells do not need to be completed as they are not applicable. These cells are coloured in dark grey. You will not be able to enter data into these cells.

If you are unable to provide any data item, please leave the cell BLANK. Do not enter text (NA, N/A or Not collected etc.) into any cell other than the comments cells. We will assume that a zero in any cell signifies a zero count for this data item.

Comments



A white space has been provided next to each table for comments. If any data items are missing then a comment must be added to the spreadsheet.

Validation 1

Validation 1 involves checking for common sense errors. These errors must be resolved before the spreadsheet is submitted via AFON.



Data items that pass validation will be coloured green.



Data items where no data is entered, or which break a validation rule, are coloured red. You should enter a zero where the data item is nil, or make a comment.



Missing data items with a comment provided will be coloured amber.

General Guidance

Validation checks are built into the spreadsheet and these will show up as a white cross on a red background if they are failed. The assumption is that data will need to be corrected before the spreadsheet is submitted to the Welsh Government. Select your authority and the time period you are returning data for using the drop down menus at the top of the form.

Enter zeros for categories with no pupils rather than leaving blank fields.

1. Number of young people attending counselling by ethnic background, as reported by the young person

Enter only those who have received and completed their episode of face to face counselling during the year to 31 August. Do not include those accessing online services. Do not include young people who did not attend a single session. If a young person has two or more episodes of counselling during the period count them only once but enter information on extra episodes in Question 2. An 'episode' is defined as a separate period of counselling with a clear start and end after which it is believed that the young person was no longer requiring counselling in the short-term. The ethnic background categories represent the broad categories used in the Pupil Level Annual School Census (PLASC). If the number of young people whose ethnic background is not known exceeds 10% of the total number of young people attending counselling then an error message will appear.

2. Total number of sessions attended

Enter the number of face to face sessions attended by the young people finishing an episode of counselling during the period i.e. the number of sessions for the young people counted in Question 1. This number will need to be more than the number of young people attending counselling. An error message will be shown if the number entered means that the calculated average is greater than 10 or less than 2.

3. Average number of sessions (calculated)

This information should not be entered as it will be calculated from the information provided in Questions 1 and 3 i.e. $Q3 / Q1$. If the calculated average is above or below the expected level an error message will appear and you should consider whether the information in Questions 1 and 3 has been entered accurately.

4. Number of young people attending more than one counselling episode

Enter the number of young persons attending two or more episodes of counselling during the academic year. See Question 1 for the definition of 'episode'. If the number of young people attending two or more episodes of counselling exceeds 10% of the total number of young people attending counselling then an error message will appear. All other information on the spreadsheet is collected on the basis of individual young people rather than episodes.

5. Numbers of young people who did not keep a counselling appointment in the year ending August

Only include those who did not attend without notice rather than if they were absent on the day or cancelled in advance of the session. We are after the 'just didn't turn up' category to assess the waste in the system. Enter the number of young missing an appointment only for those finishing an episode of counselling during the period i.e. for the young people counted in Question 1. If a young person has more than one episode of counselling and missed appointments in each then include them only once. An error message will appear if the number of young people not attending appointments is greater than 25% of the total number attending shown in Question 1.

6. Number of sessions not kept

As for question 5 but number of sessions rather than young people. An error message will appear if the number of sessions not kept is greater than 25% of the total number of sessions shown in Question 3.

7. Average outcome

Record the average outcome score across all those young people completing episodes of counselling during the term. This should be calculated from only those young people whose scores are known as any null responses will incorrectly bring down the average This would be for both the first session and last session of the episode. Select the measure used from the dropdown box.

8. Form of referral

The totals for the table should be equal to those shown in Question 1. If the number of young people whose form of referral is not known exceeds 10% of the total number of young people attending counselling then an error message will appear.

9. Onward referral

Record any onward referrals including specialist CAMHS here

10. Presenting issues on referral

Record at least one but no more than three presenting issues per young person. If totals are not between one and three times the total in Question 1 an error message will appear. If the number of 'Not known' responses against young people's presenting issues exceeds 10% of the total number of young people attending counselling in Q1, then an error message will appear.

11. Predominant issues in counselling

Record at least one but no more than three predominant issues per young person. If totals are not between one and three times the total in Question 1 an error message will appear. If the number of 'Not known' responses against young people's predominant issues exceeds 10% of the total number of young people attending counselling in Q1, then an error message will appear.

12. School year

If the child/young person does not attend school (e.g. is home educated, in a Further Education Institution, or not in education, employment or training) you should include him/her against a notional school year to which he/she would belong if he/she attended school. The totals for the table should be equal to those shown in Question 1. If the number of young people whose school year is not known exceeds 10% of the total number of young people attending counselling then an error message will appear.

13. Where they receive education

Record whether the young person was registered at a school or otherwise. If their status changed during the episode of counselling, record their status at the start of the episode.

14. Special Educational Needs (SEN)

Record whether pupils have special educational needs. This should reflect their prime need only and should be recorded according to the definitions used in PLASC. The figures should be less than or equal to the totals shown in Q1.

15. Disability

Record whether pupils have a disability. The figures should be less than or equal to the totals shown in Q1.

16. Looked After Children

Record whether pupils were looked after by the authority. The figures should be less than or equal to the totals shown in Question 1.

17. Sexual Orientation

As reported by the young people themselves. It is recommended that this question is only asked of those people aged 16 and over. When gathering this information, the sexual orientation question should be asked before the question on religion, in line with Office of National Statistics guidance.

18. Preferred language as reported by the child / young person

The totals for the table should be equal to those shown in Question 1. If the number of young people whose preferred language is not known exceeds 10% of the total number of young people attending counselling then an error message will appear.

19. Religion or belief of the young person attending counselling

As reported by the young person. The totals for the table should be equal to those shown in Question 1. If the number of young people whose religion or belief is not known exceeds 20% of the total number of young people attending counselling then an error message will appear.

Specialist CAMHS

The figures should be less than or equal to the totals shown in Question 1.

Child Protection

The figures should be less than or equal to the totals shown in Question 1.

Other

The figures should be less than or equal to the totals shown in Question 1.

None

The figures should be less than or equal to the totals shown in Question 1.

Not known

Should be less than 10% of the total number of young people attending counselling.

Additional comments and explanations if needed

Please use this area to explain any unusual data.

--

Contact information

PLEASE SELECT YOUR AUTHORITY

[Back to Home Page](#)

Please provide contact details for your authority below. This will help us to direct any queries to the correct contact.

Form completed by/Main contact for data queries:

	V1
Name	<input type="text"/>
Telephone number	<input type="text"/>
E-Mail address	<input type="text"/>

Alternative contact details

Name	<input type="text"/>
Telephone number	<input type="text"/>
E-Mail address	<input type="text"/>

Monitoring survey response burden

PLEASE SELECT YOUR AUTHORITY

[Table 1](#)

[Back to Home Page](#)

The Welsh Government is monitoring the burden placed on local authorities completing the data collection forms. This helps us when planning future changes to data collection forms. We would be grateful if you could assist us by completing the table below.

Please enter the time it has taken you (and any colleagues) to prepare and send the return. A number of staff employed in different roles may have been involved. You are asked to count the hours spent by staff in each full time equivalent annual salary band indicated below. You will need to round staff salaries to the nearest £1,000. Please record your time to the nearest hour.

Please only include time spent on activities to prepare and send this return, such as:

- Retrieval and saving the empty form;
- Collection, collation, analysis and aggregation of records and figures required;
- Filling in, checking, amending, reviewing and, when completed, approving the form; and
- Sending the form back to the Welsh Government's Statistical Directorate through AFON.

Grade of staff	Hours taken	V1
Band 1 (£11,500 - £19,999)		x
Band 2 (£20,000 - £26,999)		x
Band 3 (£27,000 - £33,999)		x
Band 4 (£34,000 - £53,999)		x
Band 5 (£54,000+)		x

Comment

Table 1. Ethnic background

PLEASE SELECT YOUR AUTHORITY

[Go to guidance](#)

[Table 2](#)

[Back to Home Page](#)

Question 1 - Number of young people attending counselling by ethnic background, as reported by the young person

Enter all those who have finished their period of counselling during the period
 If a young person has two or more episodes of counselling during the period count only once
 Do not include those who did not attend a single session

	Male	Female	Total 2018/19	Total 2017/18	V1	Comment
	a	b	d			
White			0	-	✘	
Mixed Race			0	-	✘	
Asian or Asian British			0	-	✘	
Black or Black British			0	-	✘	
Chinese or Chinese British			0	-	✘	
Any other ethnic background			0	-	✘	
Not known			0	-	✘	
Total	0	0	0	0		

Comment

Table 2. Counselling episodes and referrals

PLEASE SELECT YOUR AUTHORITY

[Go to guidance](#)

[Table 3](#)
[Back to Home Page](#)

Question 2 - Total number of sessions attended	Male	Female	Total	Total 2017/18	V1	Comment
	a	b	d			
For those completing episodes this period			0		*	

Question 3 - Average number of sessions (calculated)	Male	Female	Total	Total 2017/18	V1	Comment
	a	b	d			
Question 3 - Average number of sessions (calculated)	#DIV/0!	#DIV/0!	#DIV/0!		*	

Question 4 - Number of young people attending more than one counselling episode

Enter the number of young persons attending two or more episodes of counselling during the period

	Male	Female	Total	Total 2017/18	V1	Comment
	a	b	d			
Two episodes			0		*	
Three episodes			0		*	
Four episodes			0		*	
Five or more			0		*	
Total	0	0	0	0		

Question 5 - Numbers of young people who did not keep a counselling appointment in the year ending August

	Male	Female	Total	Total 2017/18	V1	Comment
	a	b				
For those completing episodes this period			0		*	

Question 6 - Number of sessions not kept	Male	Female	Total	Total 2017/18	V1	Comment
	a	b				
For those completing episodes this period			0		*	

Question 7 - Average outcome	Male	Female	Average outcome	Total 2017/18	V1	Comment
Start of episode					*	
End of episode					*	
Measure used	Dewiswch/Please Select ▼					

Question 8 - Form of referral	Male	Female	Total	Total 2017/18	V1	Comment
	a	b	c			
Self			0		*	
Parents			0		*	
School staff / other education			0		*	
Social services			0		*	
Health (GP, Hospital, School Nurse etc)			0		*	
Prefer not to say			0		*	
Not known			0		*	
Other (please comment)			0		*	
Total	0	0	0	0	✓	These columns totals should equal the column totals in Question 1 on Table 1

Question 9 - Onward referral	Male	Female	Total	Total 2017/18	V1	Comment
	a	b	c			
Specialist CAMHS			0		*	
Child Protection			0		*	
Other (please comment)			0		*	
None			0		*	
Not known			0		*	
Total	0	0	0	0	✓	These columns totals should equal the column totals in Question 1 on Table 1

Comment

Table 3

PLEASE SELECT YOUR AUTHORITY

Presenting issues on referral

[Table 4](#)

[Go to guidance](#)

[Back to Home Page](#)

Question 10 - Presenting issues on referral

Select at least one per young person but no more than three

	Male	Female	Total	Total 2017/18	V1	Comment
	a	b	c			
Abuse (including sexual)			0	-	*	
Academic			0	-	*	
Anger			0	-	*	
Anxiety			0	-	*	
Behaviour related			0	-	*	
Bereavement			0	-	*	
Bullying			0	-	*	
Caring responsibility			0	-	*	
Cyber safety (including cyber-bullying and sexting)			0	-	*	
Depression			0	-	*	
Domestic abuse			0	-	*	
Eating disorders			0	-	*	
Family			0	-	*	
Financial concerns/poverty			0	-	*	
Illness			0	-	*	
Offending			0	-	*	
Relationship with boyfriend/girlfriend			0	-	*	
Relationships other			0	-	*	
Relationships with teachers			0	-	*	
Self-harm			0	-	*	
Self-worth			0	-	*	
Sexual (including orientation)			0	-	*	
Stress			0	-	*	
Substance misuse			0	-	*	
Suicide			0	-	*	
Transgender issues			0	-	*	
Other (please comment)			0	-	*	
Not known			0	-	*	
Total	0	0	0	0		

Comment

Table 4

PLEASE SELECT YOUR AUTHORITY

Predominant issues in counselling

[Go to guidance](#)

[Table 5](#)

[Back to Home Page](#)

Question 11 - Predominant issues in counselling

Select at least one per young person but no more than three

	Male	Female	Total	Total 2017/18	V1	Comment
	a	b	c			
Abuse (including sexual)			0	-	✘	
Academic			0	-	✘	
Anger			0	-	✘	
Anxiety			0	-	✘	
Behaviour related			0	-	✘	
Bereavement			0	-	✘	
Bullying			0	-	✘	
Caring responsibility			0	-	✘	
Cyber safety (including cyber-bullying and sexting)			0	-	✘	
Depression			0	-	✘	
Domestic abuse			0	-	✘	
Eating disorders			0	-	✘	
Family			0	-	✘	
Financial concerns/poverty			0	-	✘	
Illness			0	-	✘	
Offending			0	-	✘	
Relationship with boyfriend/girfriend			0	-	✘	
Relationships other			0	-	✘	
Relationships with teachers			0	-	✘	
Self-harm			0	-	✘	
Self-worth			0	-	✘	
Sexual (including orientation)			0	-	✘	
Stress			0	-	✘	
Substance misuse			0	-	✘	
Suicide			0	-	✘	
Transgender issues			0	-	✘	
Other (please comment)			0	-	✘	
Not known			0	-	✘	
Total	0	0	0	0		

Additional comments and explanations if needed

Table 5. Education and additional information on young people in counselling

PLEASE SELECT YOUR AUTHORITY

[Go to guidance](#)

[Table 6](#)

[Back to Home Page](#)

Question 12 - School year	Male	Female	Total	Total 2017/18	V1	Comment
	a	b	c			
Year 6			0	-	*	
Year 7			0	-	*	
Year 8			0	-	*	
Year 9			0	-	*	
Year 10			0	-	*	
Year 11			0	-	*	
Year 12			0	-	*	
Year 13			0	-	*	
Not known			0	-	*	
Total	0	0	0	0	✓	These columns totals should equal the column totals in Question 1 on Table 1

Question 13 - Where they receive education	Male	Female	Total	Total 2017/18	V1	Comment
	a	b	c			
Mainstream school			0	-	*	
Special school			0	-	*	
Further Education			0	-	*	
Work-based learning			0	-	*	
Pupil Referral Unit only			0	-	*	
Other EOTAS only			0	-	*	
Dual reg. mainstream/PRU or EOTAS			0	-	*	
Elective home education			0	-	*	
Not in education, employment or training			0	-	*	
Other (please comment)			0	-	*	
Not known			0	-	*	
Total	0	0	0	0	✓	These columns totals should equal the column totals in Question 1 on Table 1

Question 14 - Special Educational Needs (SEN)	Male	Female	Total	Total 2017/18	V1	Comment
	a	b	c			
How many of the young people had SEN?			0	-	*	

Question 15 - Disability	Male	Female	Total	Total 2017/18	V1	Comment
	a	b	c			
How many children and young people had disabilities?			0	-	*	

Question 16 - Looked After Children	Male	Female	Total	Total 2017/18	V1	Comment
	a	b	c			
How many of the young people were looked after by the authority?			0	-	*	

Comment

Table 6

Personal preferences of young people in counselling

PLEASE SELECT YOUR AUTHORITY

[Go to guidance](#)

[Back to Home Page](#)

Question 17 - Sexual Orientation	Male	Female	Total	Total 2017/18	V1	Comment
<i>As reported by the young people themselves.</i>	a	b	c			
Heterosexual/straight			0	-	✘	
Gay/lesbian			0	-	✘	
Bisexual			0	-	✘	
Other			0	-	✘	
Prefer not to say			0	-	✘	
Transgender			0	-	✘	
Under 16			0	-	✘	
Total	0	0	0	0	✔	These columns totals should equal the column totals in Question 1 on Table 1

Question 18 - Preferred language	Male	Female	Total	Total 2017/18	V1	Comment
	a	b	c			
English			0	-	✘	
Welsh			0	-	✘	
Other (please comment)			0	-	✘	
Not known			0	-	✘	
Total	0	0	0	0	✔	These columns totals should equal the column totals in Question 1 on Table 1

Question 19 - Religion or belief of the young person attending counselling	Male	Female	Total	Total 2017/18	V1	Comment
	a	b	c			
None			0	-	✘	
Baha'i			0	-	✘	
Buddhist			0	-	✘	
Christian			0	-	✘	
Hindu			0	-	✘	
Jain			0	-	✘	
Jewish			0	-	✘	
Muslim			0	-	✘	
Sikh			0	-	✘	
Atheist			0	-	✘	
Other (please comment)			0	-	✘	
Prefer not to say			0	-	✘	
Not known			0	-	✘	
Total	0	0	0	0	✔	These columns totals should equal the column totals in Question 1 on Table 1












Comment

Annual Validations

PLEASE SELECT YOUR AUTHORITY

[Back to Home Page](#)

This table compares some of the data that you have provided in this form with the data from the previous year. Please provide a comment where there has been a sufficiently large change between the two years' data to explain the change.

	Previous year	Current year	Difference between the two years	V1	Comment
	a	b	d		
Total number of young people attending counselling	-	0	-		
Total number of sessions attended	-	0	-		
Number of sessions not kept	-	0	-		
Presenting issues on referral - 3 most common issues:					
1	-	-			
2	-	-			
3	-	-			
Predominant issues in counselling - 3 most common issues:					
1	-	-			
2	-	-			
3	-	-			
Changes in the average result of the Young People's Core Score - Start of Episode	-	-	-		
Changes in the average result of the Young People's Core Score - End of Episode	-	-	-		

Additional comments and explanations if needed