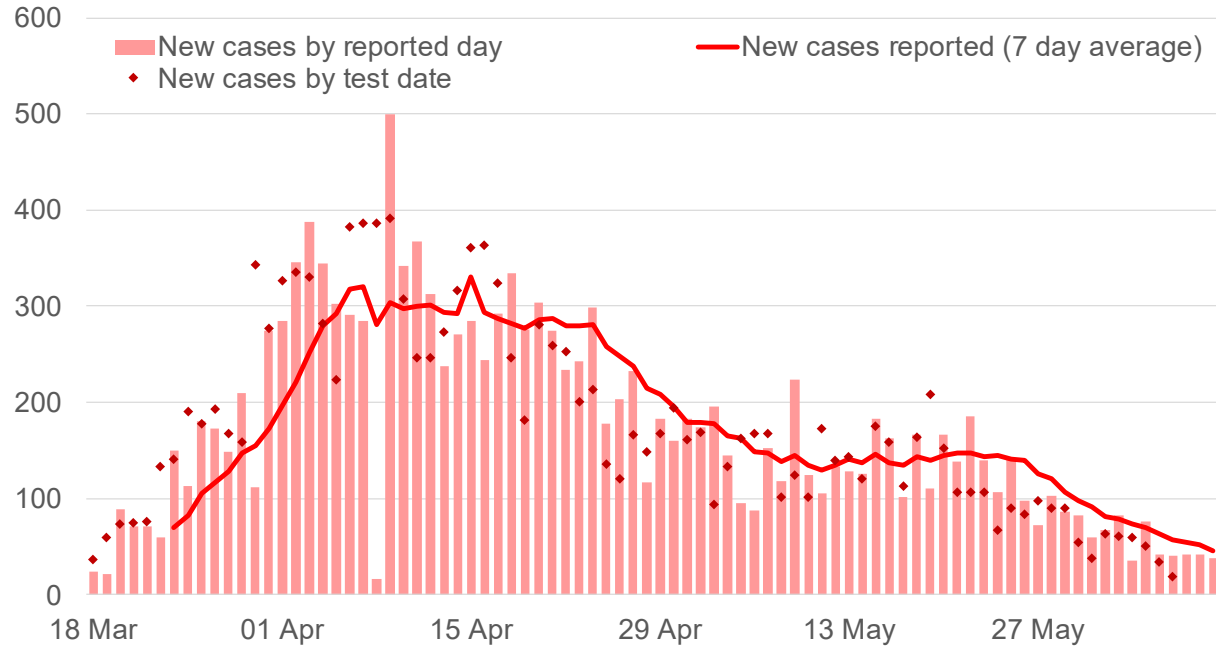
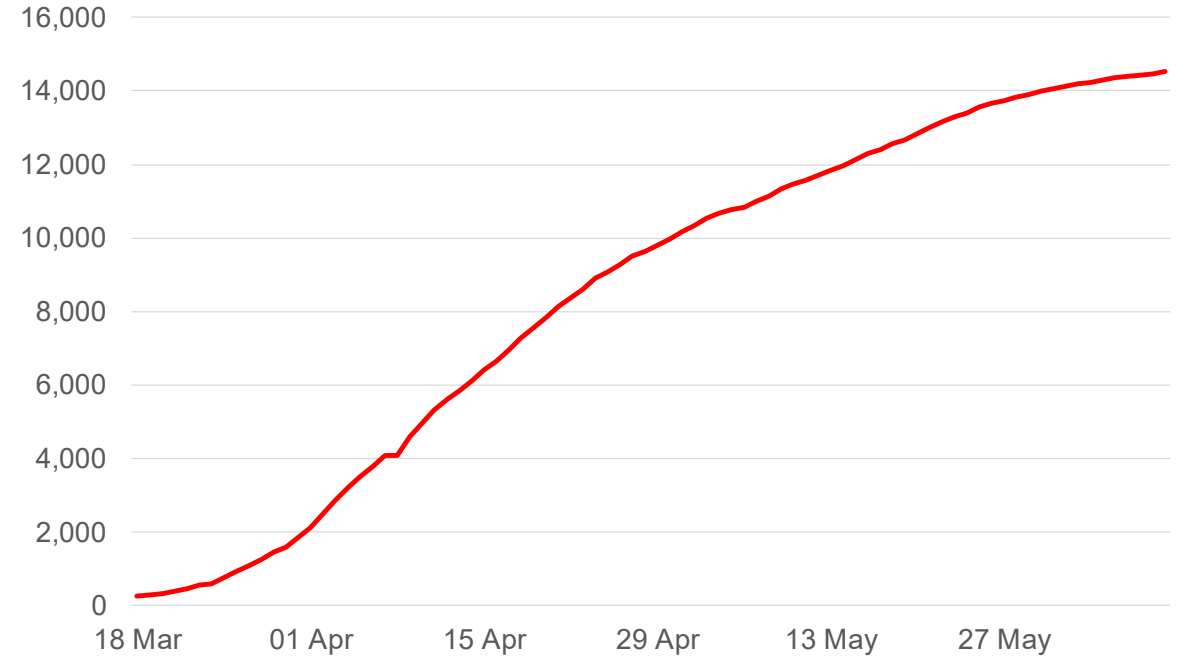


CASES

New cases by reported day and new cases by test date



Number of cumulative cases reported



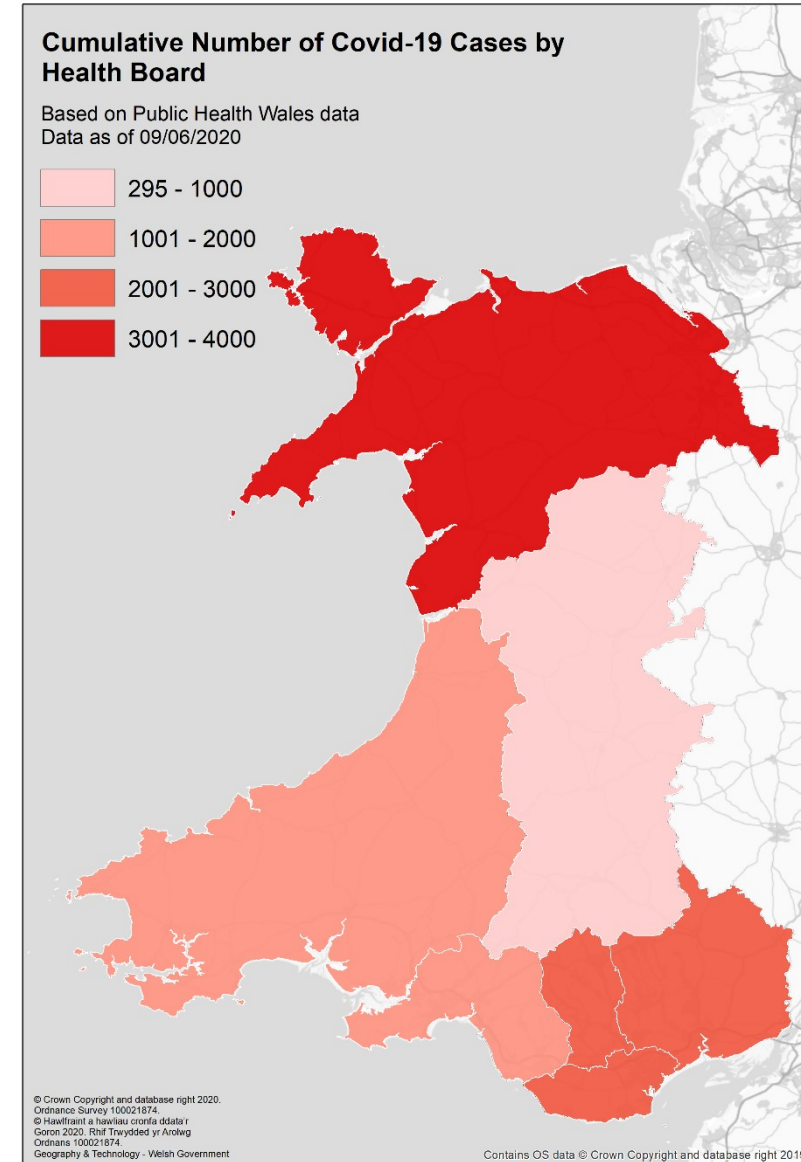
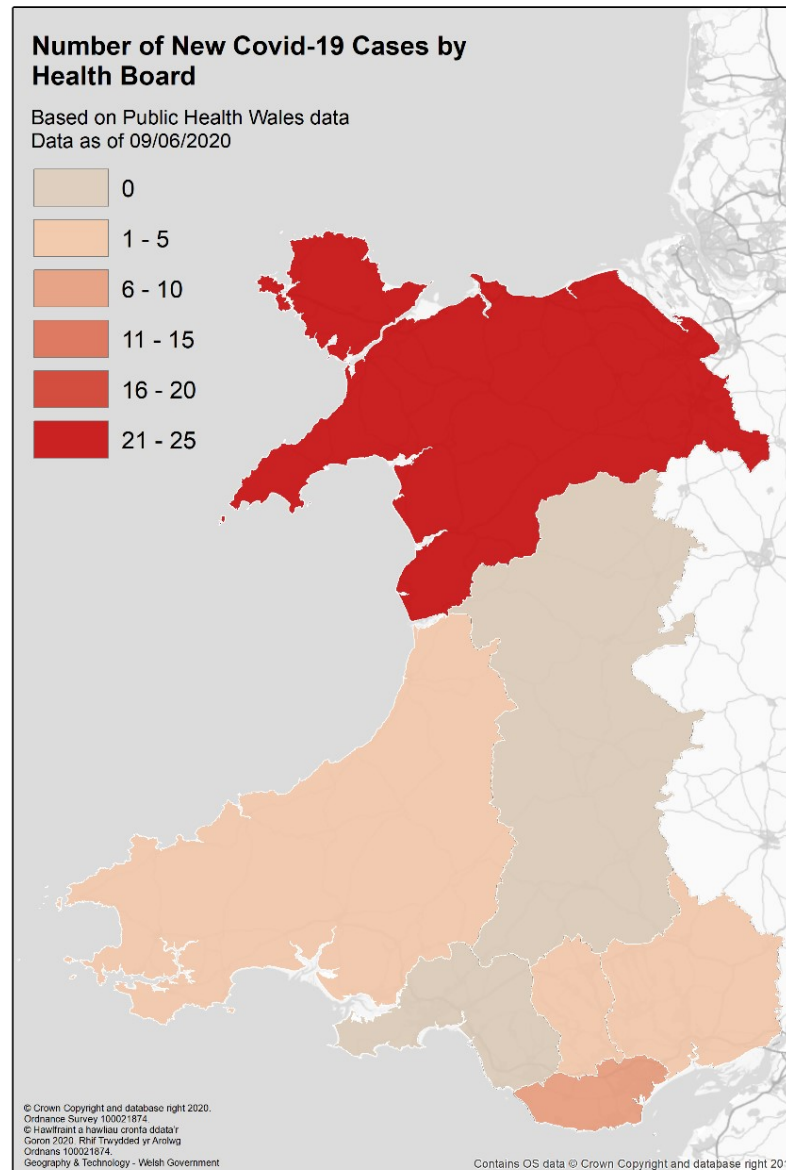
Source: [Public Health Wales](#)

Data as at 09/06/2020

Data sourced from management information and may differ from official statistics.

CASES BY LOCAL HEALTH BOARD

	New Cases	Cumulative Cases
Aneurin Bevan University	3	2,580
Betsi Cadwaladr University	23	3,022
Cardiff and Vale University	7	2,817
Cwm Taf Morgannwg University	2	2,629
Hywel Dda	3	1,065
Powys Teaching	0	295
Swansea Bay University	0	1,884
To be confirmed	0	109
Wales total	38	14,401
Resident outside Wales	0	117
Total	38	14,518

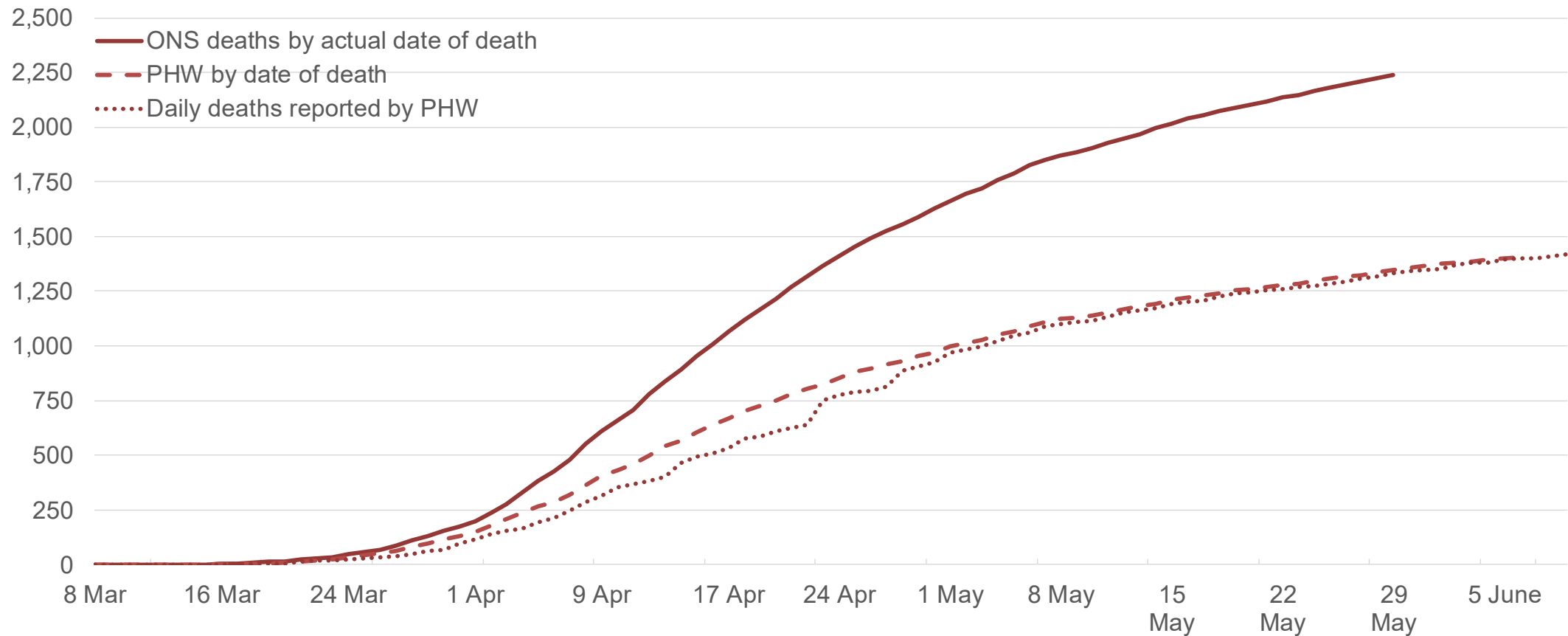


Source: [Public Health Wales](https://www.wales.nhs.uk/public-health-wales)
Data as at 09/06/2020

Data sourced from management information and may differ from official statistics.

CUMULATIVE DEATHS

Number of deaths involving COVID-19, reported and by date of deaths, by source: 5 March to 09 June 2020



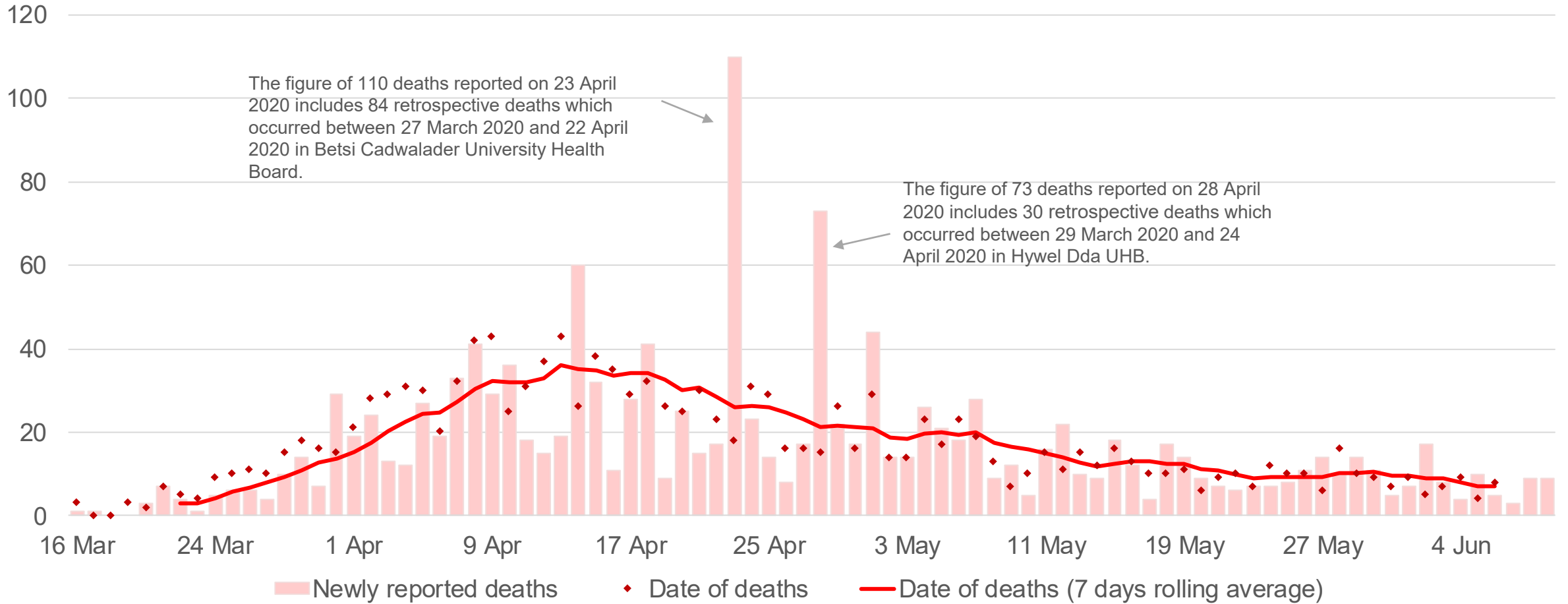
Note: The [Chief Statistician's blog](#) explains why the PHW data differs to the more comprehensive ONS data

Data sourced from management information and may differ from official statistics.

Source: [Public Health Wales](#) data as at 09/06/2020
[Office for National Statistics](#) data up to 29/05/20

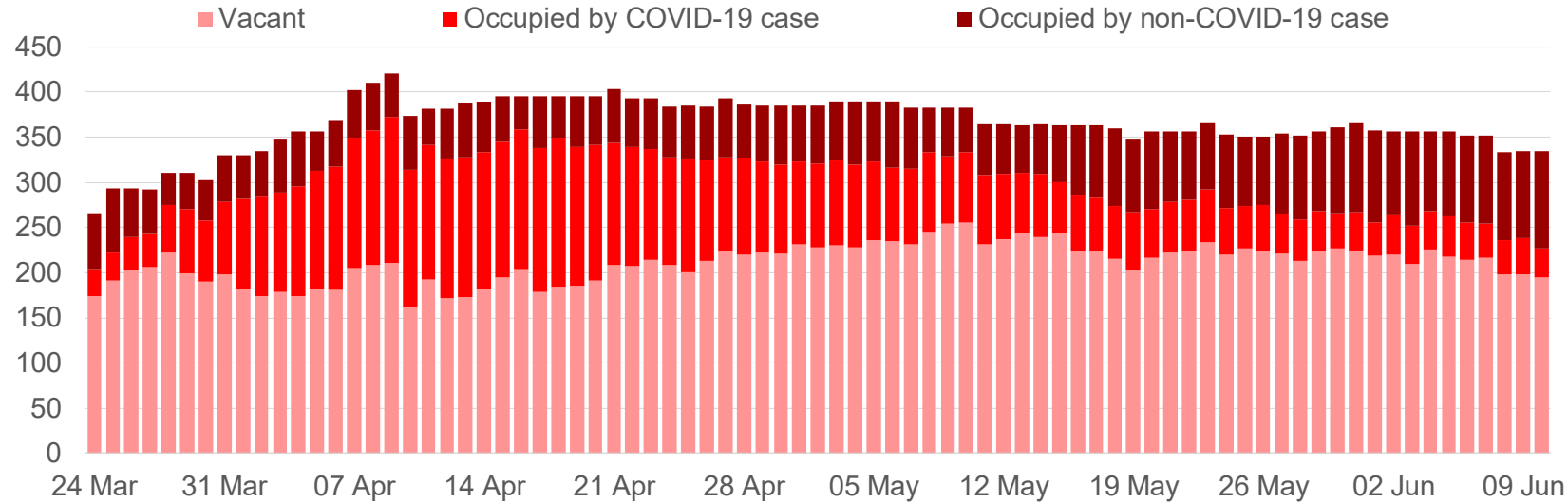
DAILY DEATHS

Number of deaths involving COVID-19 reported by Public Health Wales



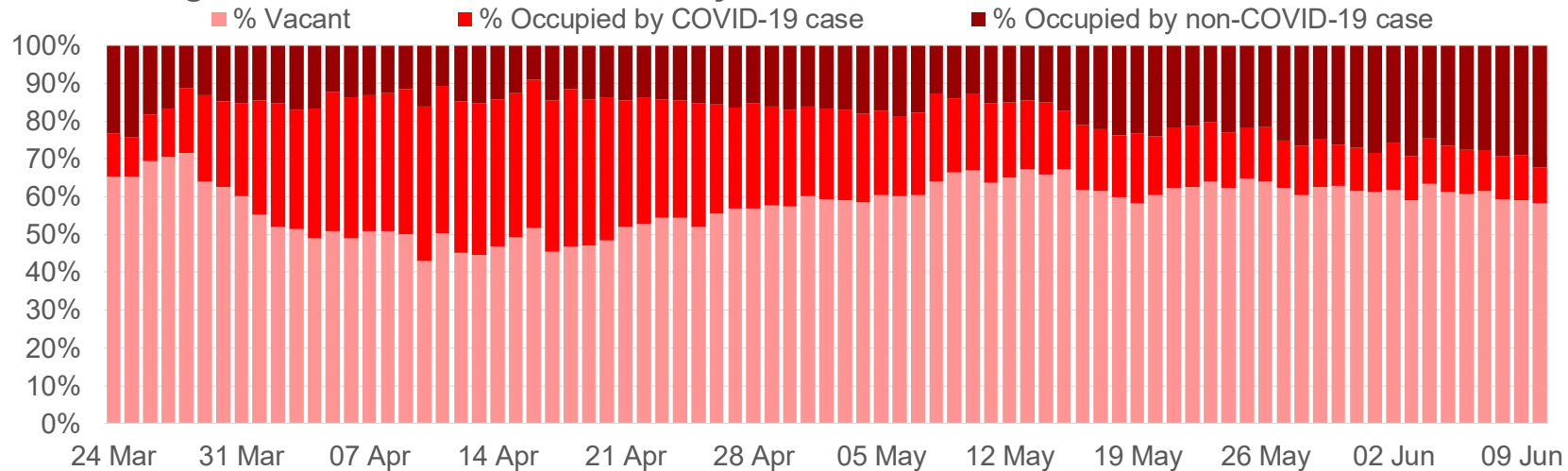
INVASIVE VENTILATED BEDS

Number of invasive ventilated beds, by use



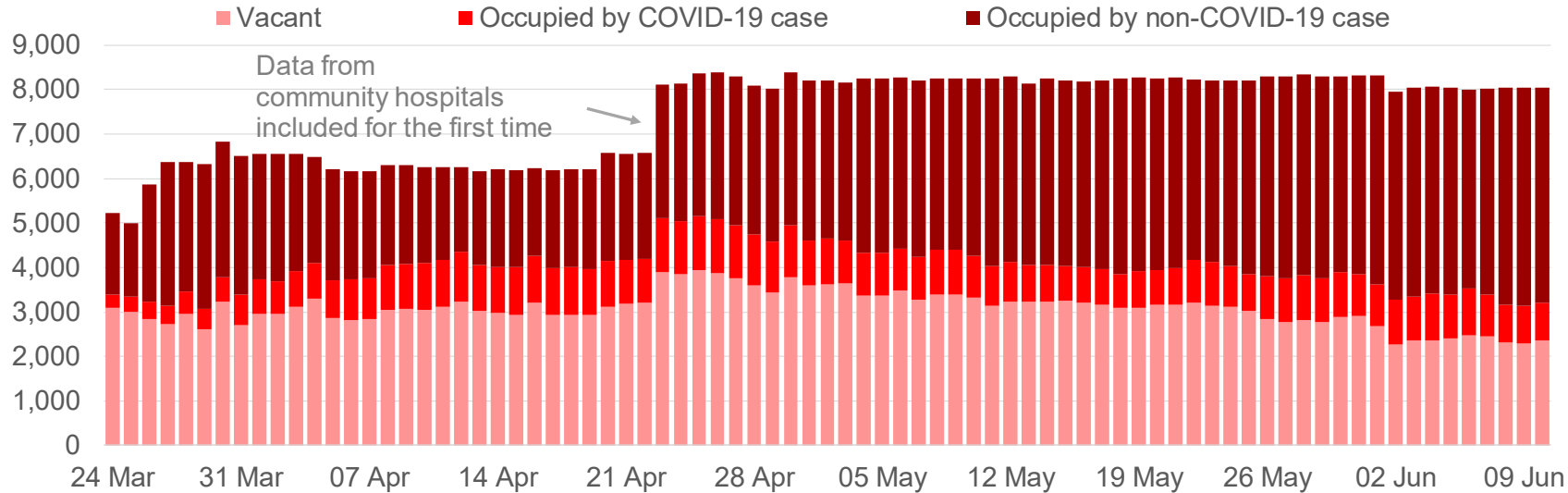
Note: Please see the [Chief Statistician's blog](#) for more information on the terminology.

Percentage of invasive ventilated beds, by use



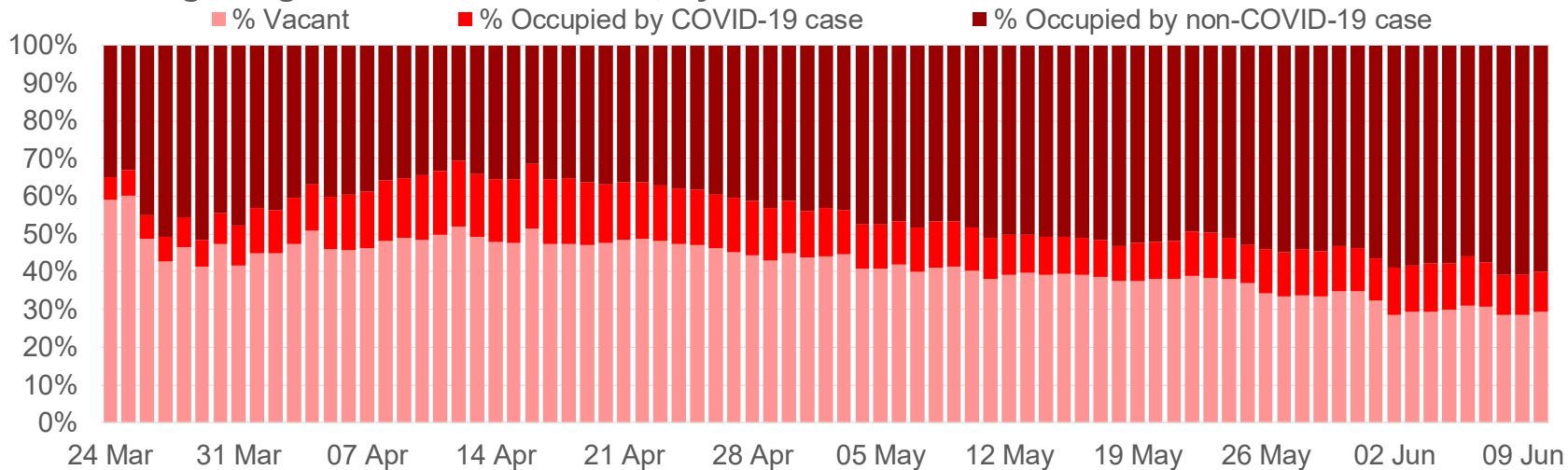
GENERAL AND ACUTE BEDS

Number of general and acute beds, by use



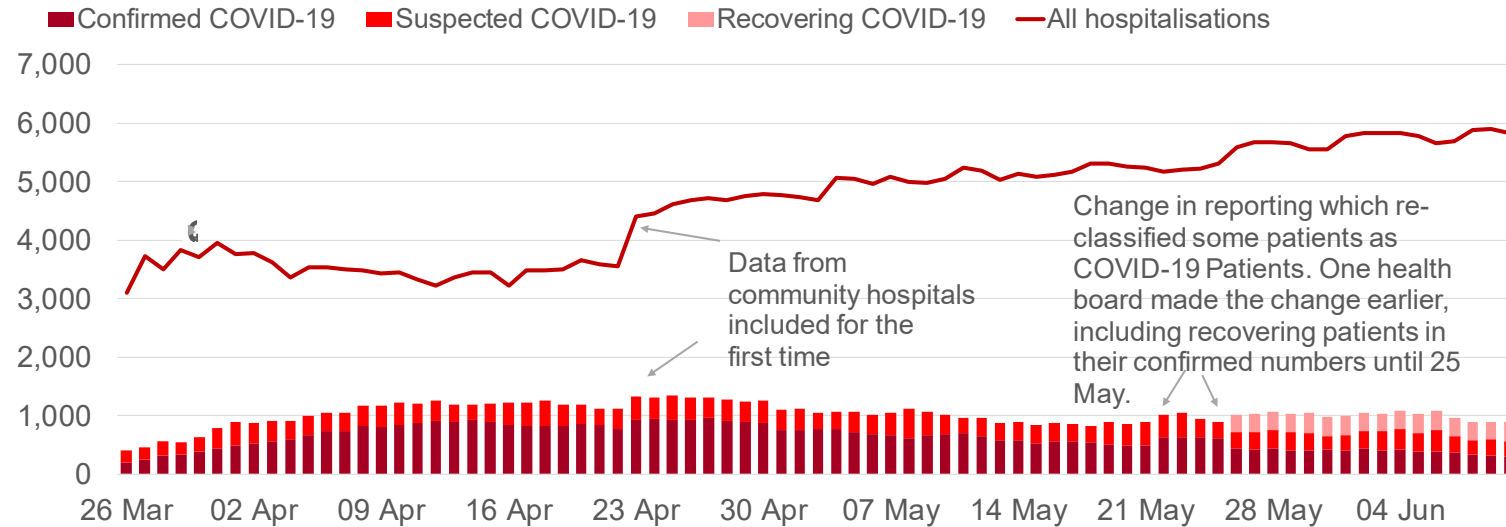
Note: Please see the [Chief Statistician's blog](#) for more information on the reporting change.

Percentage of general and acute beds, by use



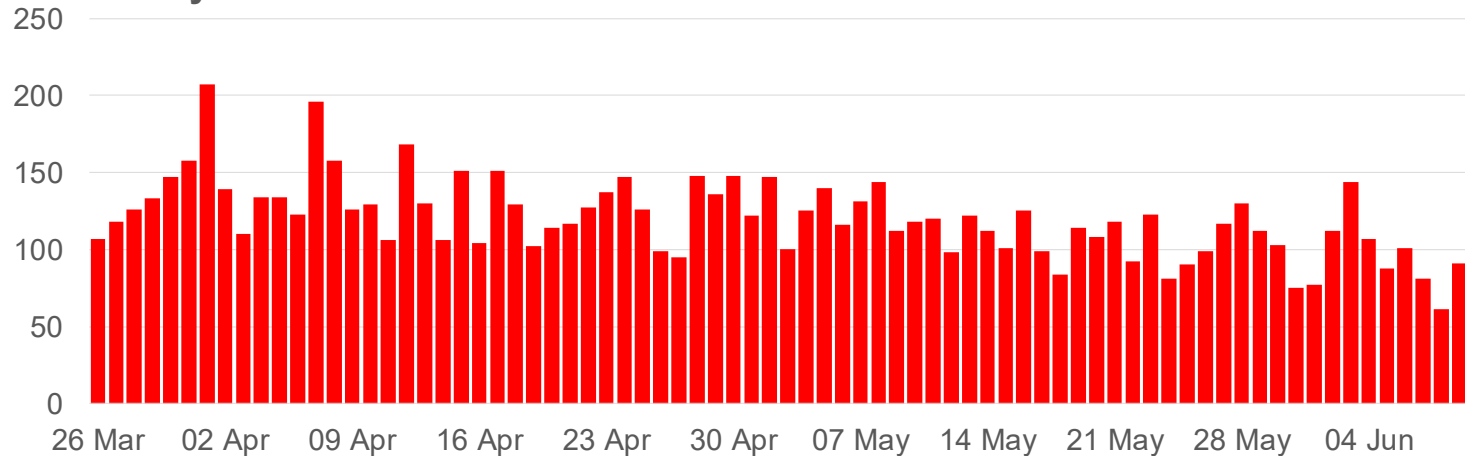
HOSPITALISATIONS AND NEW ADMISSIONS

Total number of hospitalisations



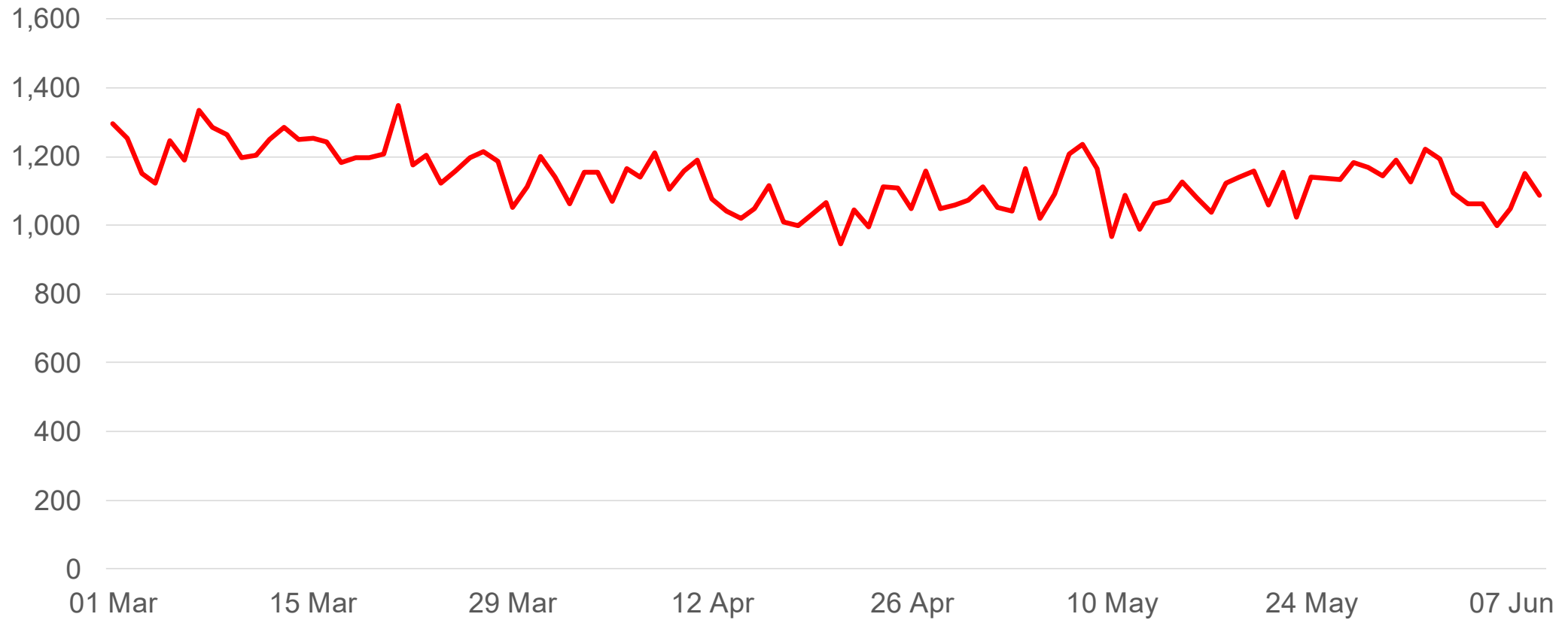
Note: Please see the [Chief Statistician's blog](#) for more information on the reporting change.

New daily admissions related to COVID-19



EMERGENCY AMBULANCE CALLS

Emergency ambulance calls



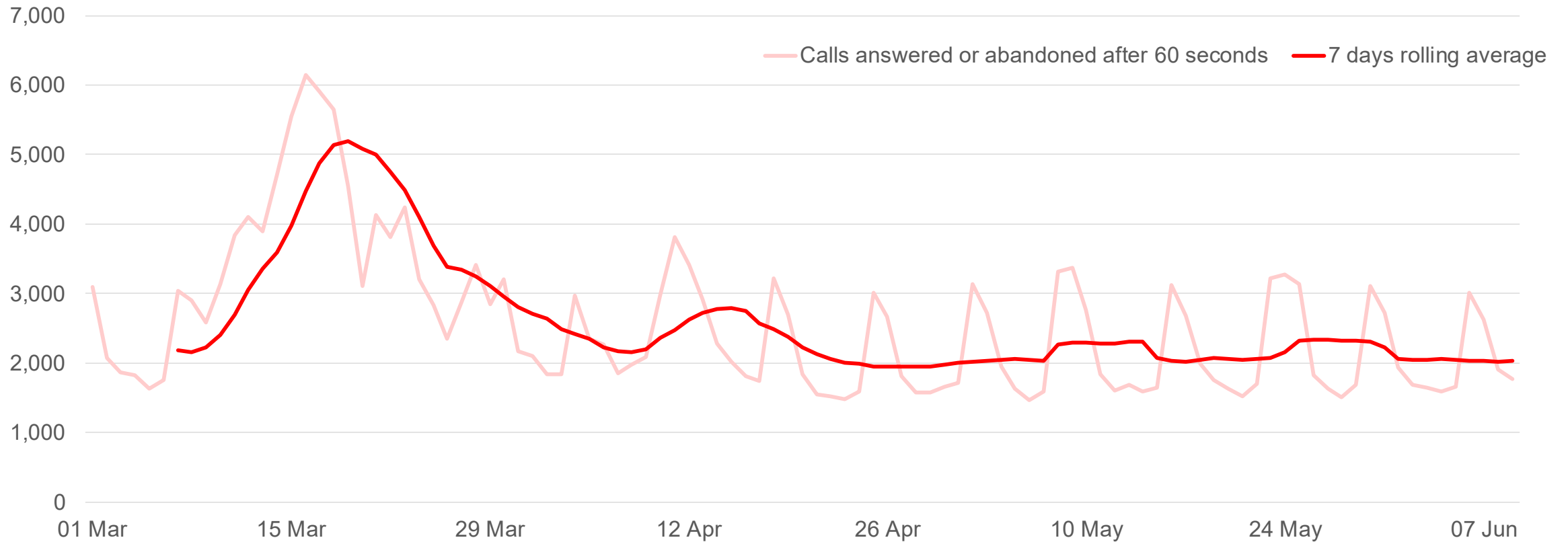
Source: Welsh Ambulance Service NHS Trust

Data as at 09/06/2020

Data sourced from management information and may differ from official statistics.

111 AND NHS DIRECT CALLS

Calls answered or abandoned after 60 seconds



Source: Welsh Ambulance Service NHS Trust
Data as at 09/06/2020

Data sourced from management information and may differ from official statistics.

DAILY A&E ATTENDANCES

Number of daily A&E attendances

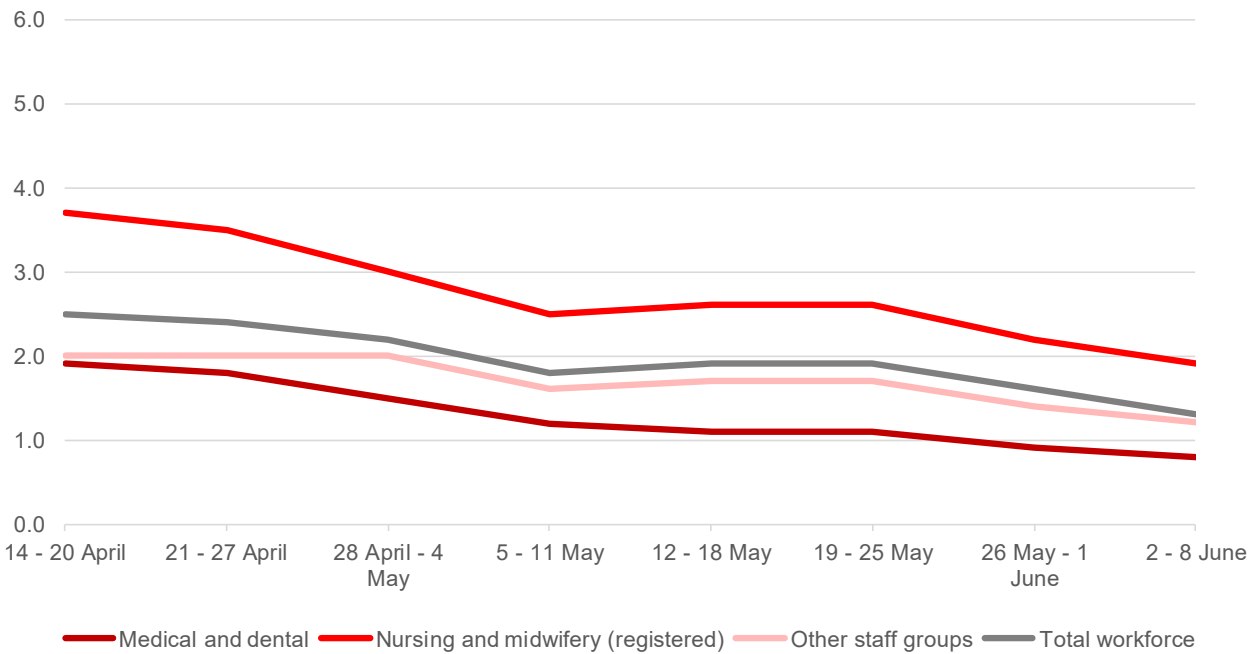


Source: NHS Wales Informatics Service
Data as at 08/06/2020

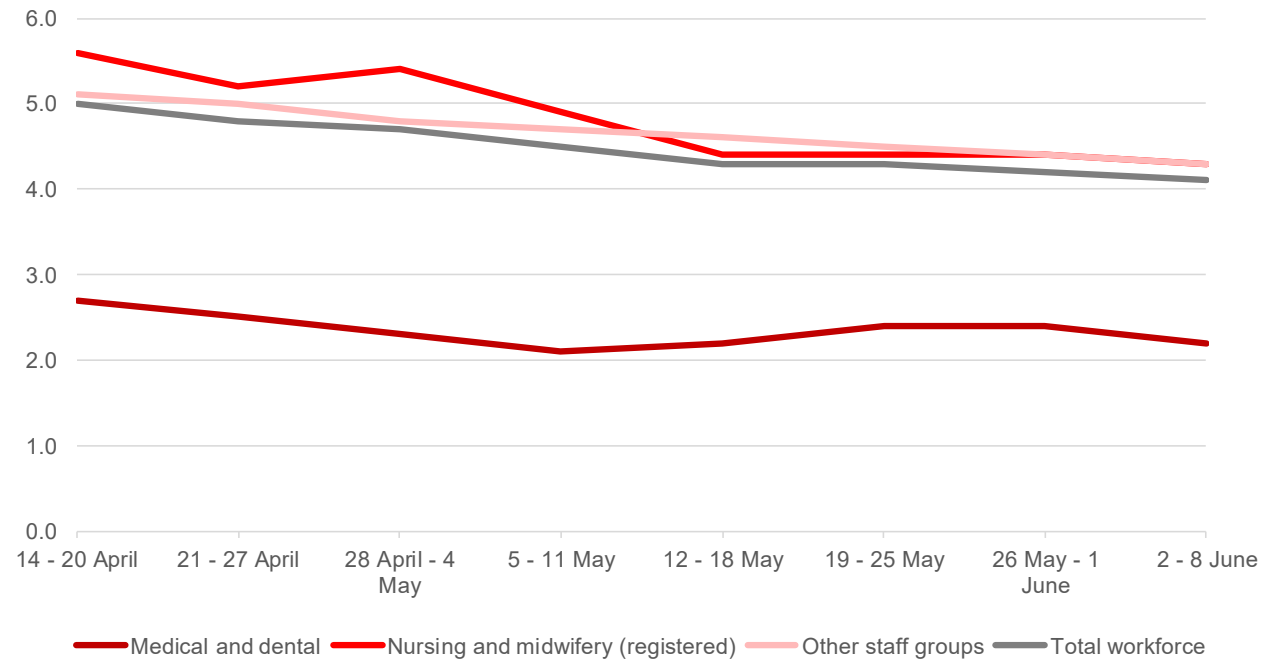
Data sourced from management information and may differ from official statistics.

WEEKLY AVERAGE PERCENTAGE OF NHS STAFF ABSENCES

The weekly average percentage of NHS Staff absent in Wales due to COVID-19



The weekly average percentage of NHS Staff self-isolating in Wales



NOTES

Slide	Notes
Overall	<p>The data published here are taken from management information and are subject to change. These data have not been subject to the same validation processes undertaken for official statistics releases. However, they are provided to support transparency and understanding of NHS activity at this time. The official statistics should continue to be considered the authoritative source of data.</p>
Cases	<p>Reporting times for tests and cases changed on 9th/10th April so values of 8th April do not reflect 24 hours of activity on this date. New cases by test date is based on the day the sample was taken for testing. As test results take time to come back, sometimes three days, the last three days of new cases by test date have been excluded.</p>
Daily deaths	<p>Newly reported deaths are based on those reported at 2pm by Public Health Wales every day. The date of death is based on the day that the death occurred. As the date of deaths is updated retroactively after deaths are reported, the last three days are excluded. This includes deaths occurring in individuals who were laboratory confirmed with COVID19. The figures do not include individuals who may have died from COVID19 but who were not confirmed by laboratory testing. The majority of deaths reported occurred in hospital settings, however a proportion occurred in other settings. The Chief Statistician's blog explains why the PHW data differs to the more comprehensive ONS data</p>
Cumulative deaths	<p>Newly reported deaths are based on those reported at 2pm by Public Health Wales every day. The date of death is based on the day that the death occurred. As the date of deaths is updated retroactively after deaths are reported, the last three days are excluded. This includes deaths occurring in individuals who were laboratory confirmed with COVID19. The figures do not include individuals who may have died from COVID19 but who were not confirmed by laboratory testing. The majority of deaths reported occurred in hospital settings, however a proportion occurred in other settings. The Chief Statistician's blog explains why the PHW data differs to the more comprehensive ONS data. Figures for deaths occurring only include deaths that were registered by the date indicated, so may be an underestimate due to registration delays. More information on registration delays for a range of causes can be found on the ONS website.</p>
Invasive ventilated beds	<p>Invasive ventilated beds include those beds in a critical care environment, plus those outside of a critical care environment. There are usually around 152 critical care beds in Wales. Please see the Chief Statistician's blog for more information on the terminology around invasive ventilated beds. Field hospitals included from 20 April 2020 and community hospitals included from 23 April 2020. COVID19 patients include suspected, confirmed and recovering COVID19 patients. Historic data may have been revised and therefore may not be identical to that previously published..</p>
General and acute beds	<p>Field hospitals included from 20 April 2020 and community hospitals included from 23 April 2020. COVID19 patients include suspected, confirmed and recovering COVID19 patients. Historic data may have been revised and therefore may not be identical to that previously published.</p>
Hospitalisations and admissions	<p>Field hospitals included from 20 April 2020 and community hospitals included from 23 April 2020. Hospitalisation for COVID19 include suspected, confirmed and recovering COVID19 patients. Historic data may have been revised and therefore may not be identical to that previously published.</p>

NOTES

Slide	Notes
Invasive ventilated beds; General and acute beds and Hospitalisations and admissions	<p>Please see the Chief Statistician's blog for more information on recovering patients. Recovering patients are COVID positive patients who had been in hospital for 14+ days with no signs and symptoms, but remain in hospital on a COVID treatment pathway, often for rehabilitation. Health boards were asked to make the change from the 26 May 2020. One health board made the change early on 22 May, including the recovering COVID patients in the confirmed category until 25 May. One health board made the change on the 8 June 2020.</p> <p>Between 1 May and 22 May, one health board classified post-14 days COVID-19 patients as non-COVID-19 patients. On 22 May, these patients were re-categorised as COVID-19 patients following the guidance around reporting recovering patients.</p>
Ambulance calls	Number of incidents in Wales attended by WAST resources, excluding incidents in England.
111 and NHS Direct calls	Figures represent total calls answered or calls abandoned after 60 seconds to 111 and NHS Direct. This data also differs from the Public Health Wales Dashboard. The PHW dashboard only includes calls logged into their system for certain protocol and does not include all callers who wished to speak to an operator
Daily A&E attendances	Includes attendances to both major and minor hospitals. Some small minor A&E units are not able to submit daily data, therefore there is probably a small undercount in total attendance.
NHS staff absences	<p>These figures include data for all NHS organisations in Wales but exclude data for Swansea Bay until 20 May (as they were unable to provide data on the same basis as the other organisations until that date).</p> <p>Cardiff & Vale do not provide data for weekends / bank holidays. Therefore, data for the previous Friday is repeated over Saturday and Sunday (and bank holiday Monday).</p> <p>Nursing and midwifery category includes only registered staff.</p> <p>The percentage of staff self-isolating does not necessarily reflect staff absent from work. For example, there will be staff who are able to continue working at home.</p> <p>Changes in the way the data is collected in Betsi Cadwaladr from 8 June have improved data accuracy. As a result there has been a reduction in the total number of staff reported as absent and a reduction in the number of staff whose absence is due to COVID19.</p>