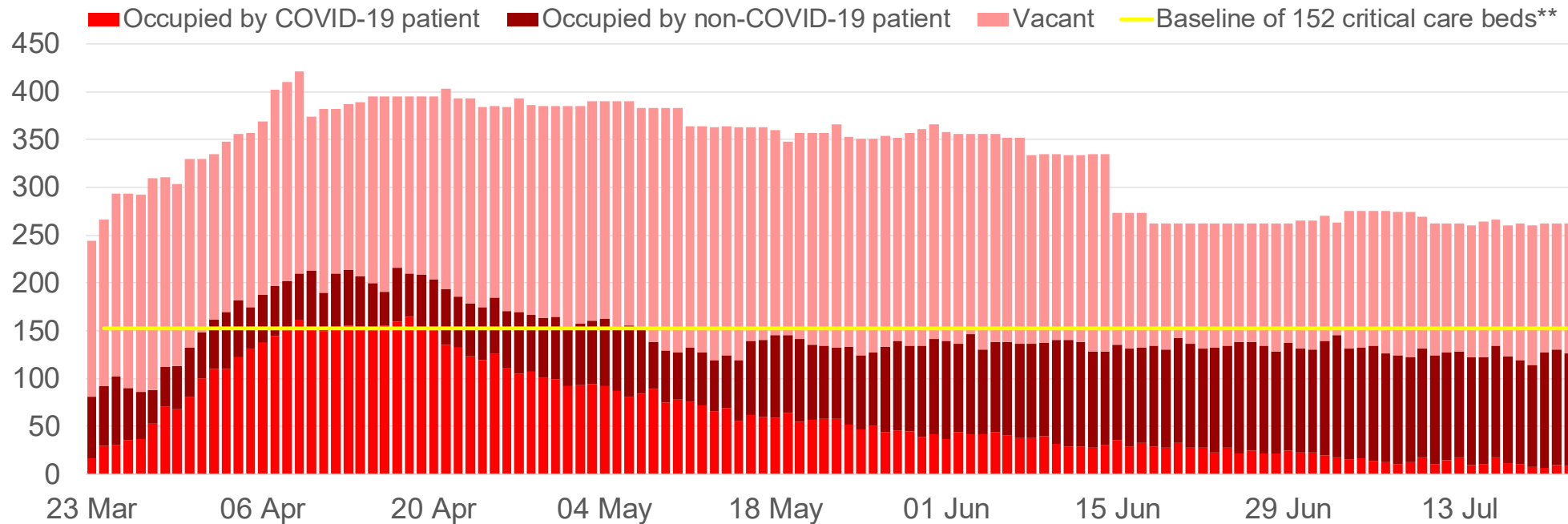


INVASIVE VENTILATED BEDS

Note: Please see the [Chief Statistician's blog](#) for more information on the terminology.

Number of invasive ventilated beds*, by use



* Includes temporary surge capacity, and beds both in and outside a critical care environment

** Baseline relates to the number of beds that were available prior to the COVID-19 pandemic

Source: NHS Wales Informatics Service
Data as at: 22/07/2020

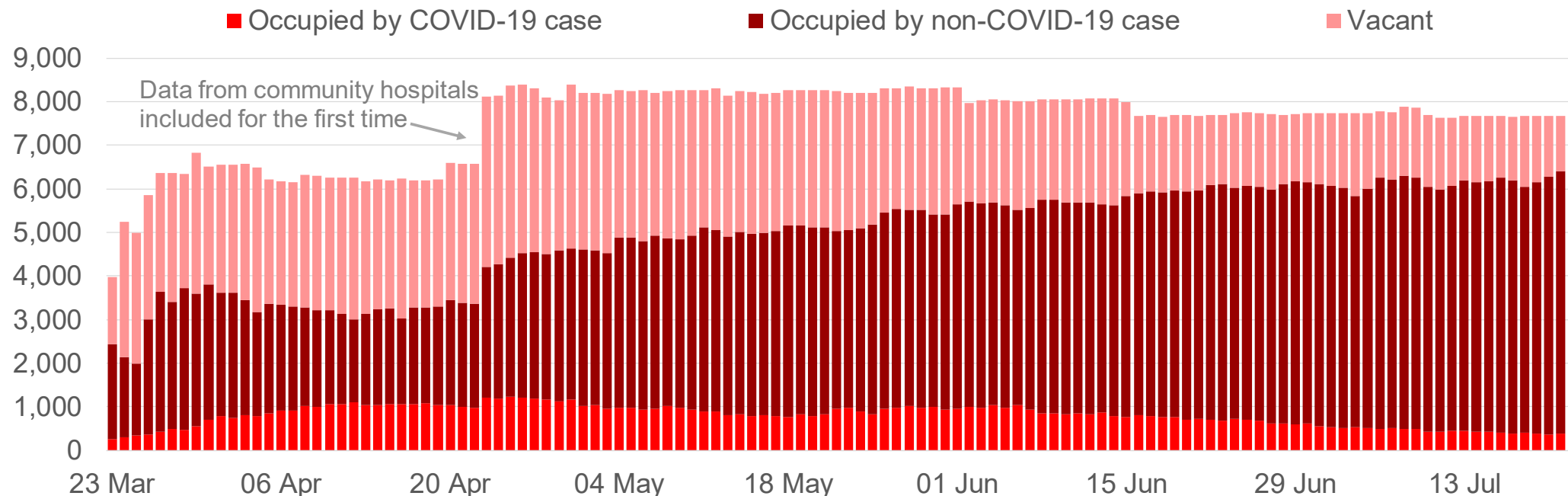
From June 2020 hospitals began closing some of the additional surge capacity that was previously put in place for the COVID-19 pandemic.

Data sourced from management information and may differ from official statistics.

GENERAL AND ACUTE BEDS

Note: Please see the [Chief Statistician's blog](#) for more information on the reporting of recovering patients.

Number of general and acute beds, by use



Source: NHS Wales Informatics Service
Data as at: 22/07/2020

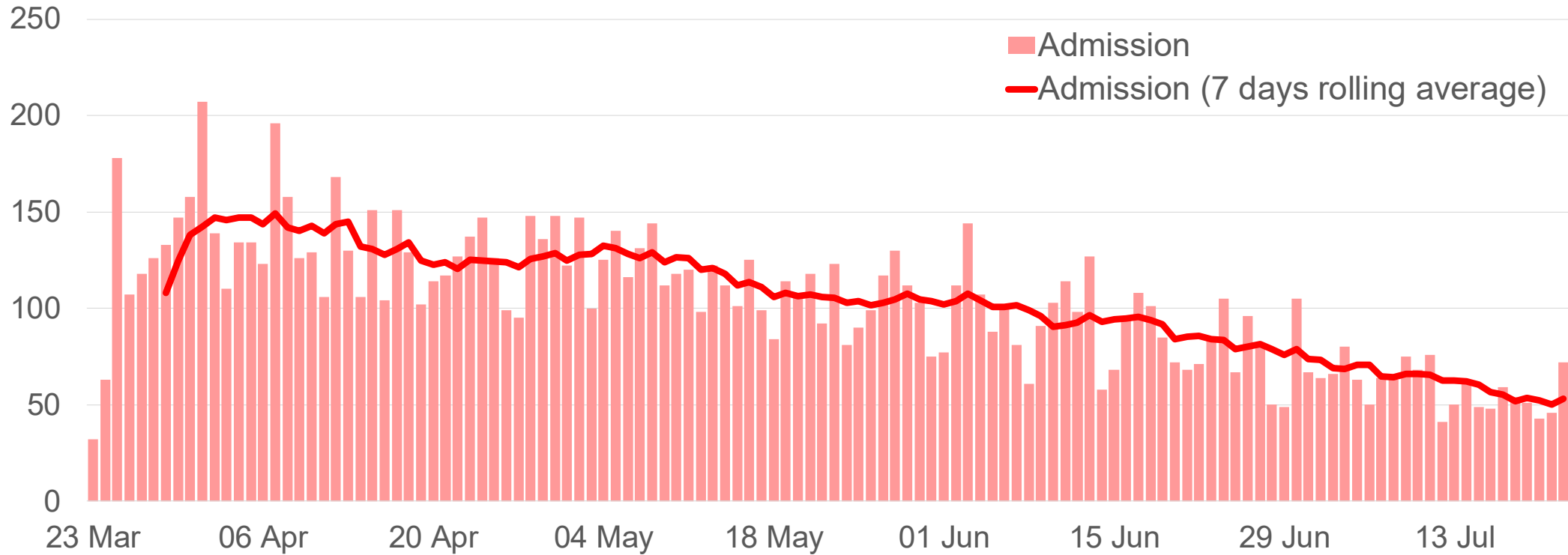
From June 2020 hospitals began closing some of the additional surge capacity that was previously put in place for the COVID-19 pandemic.

Data sourced from management information and may differ from official statistics.

NEW ADMISSIONS

Note: Please see the [Chief Statistician's blog](#) for more information on the reporting of recovering patients.

New daily admissions related to COVID-19



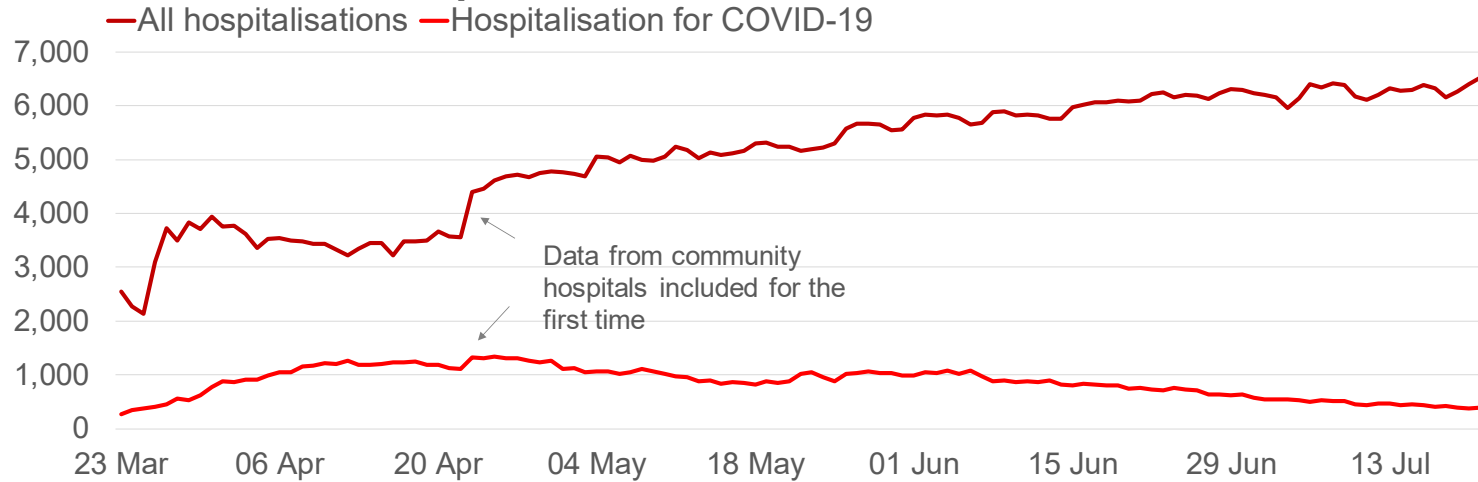
Source: NHS Wales Informatics Service

Data as at: 22/07/2020

Data sourced from management information and may differ from official statistics.

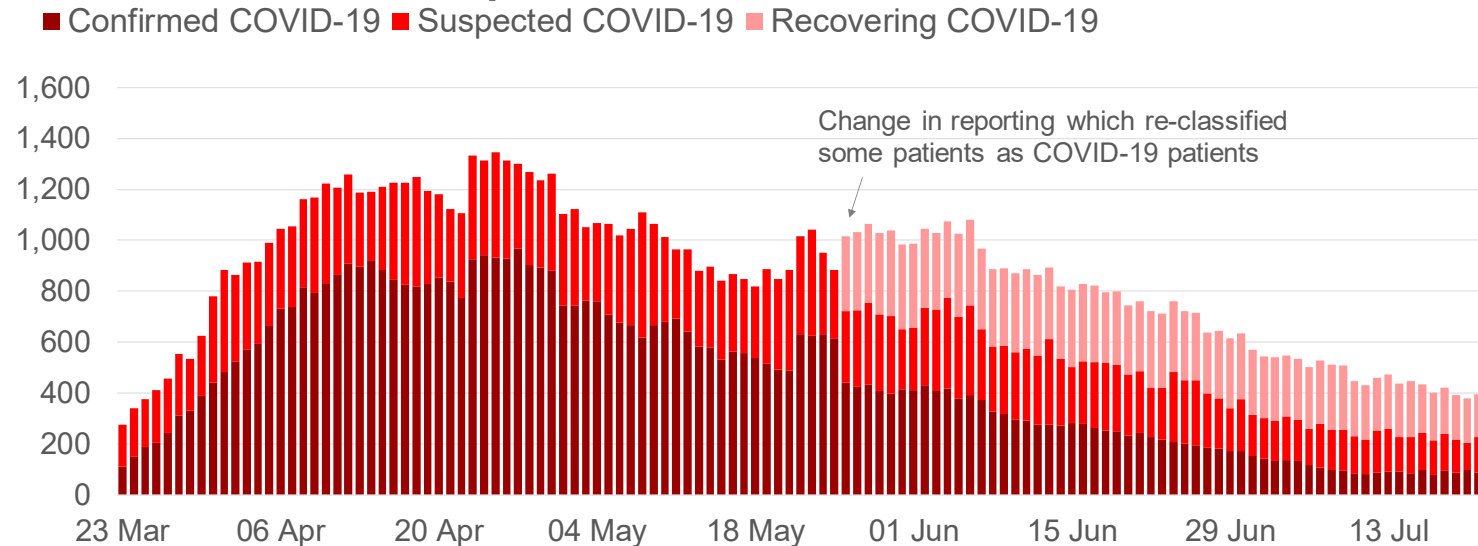
HOSPITALISATIONS

Total number of hospitalisations



Note: Please see the [Chief Statistician's blog](#) for more information on the reporting of recovering patients.

COVID-19 related hospitalisations



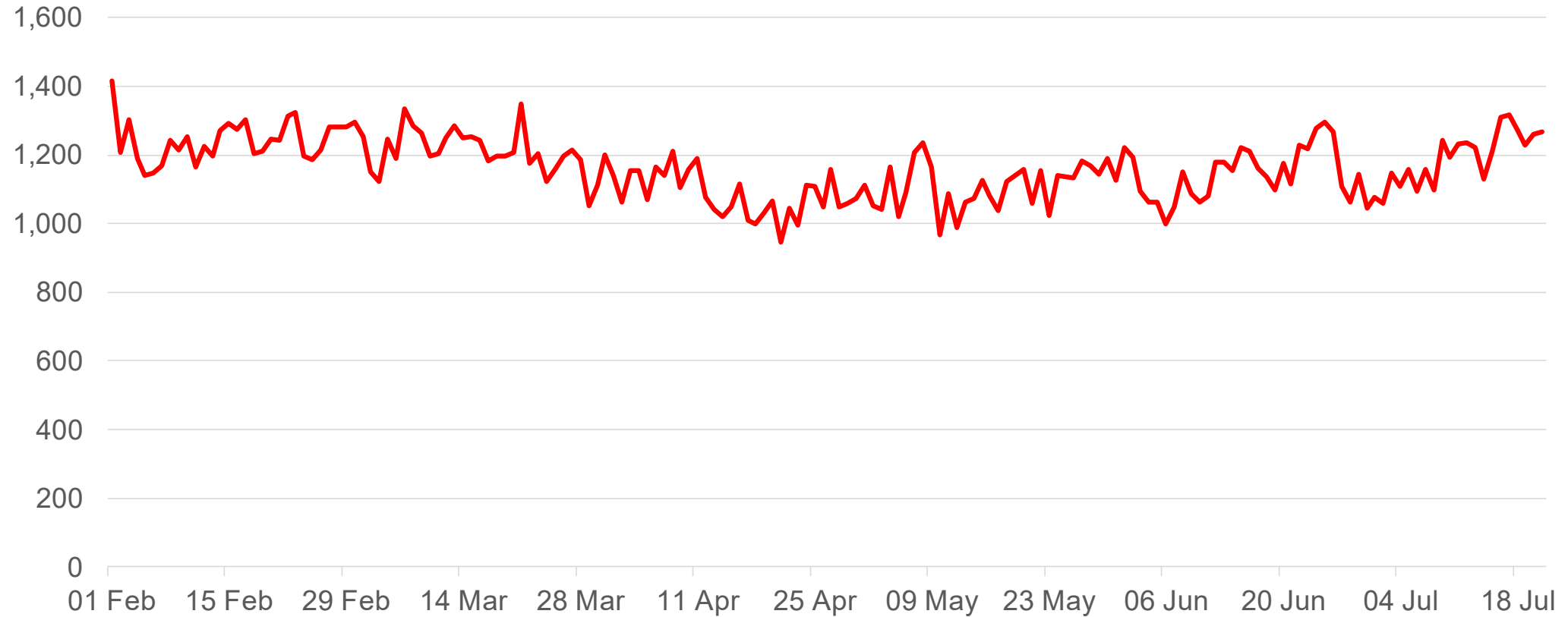
Source: NHS Wales Informatics Service

Data as at: 22/07/2020

Data sourced from management information and may differ from official statistics.

EMERGENCY AMBULANCE CALLS

Emergency ambulance calls

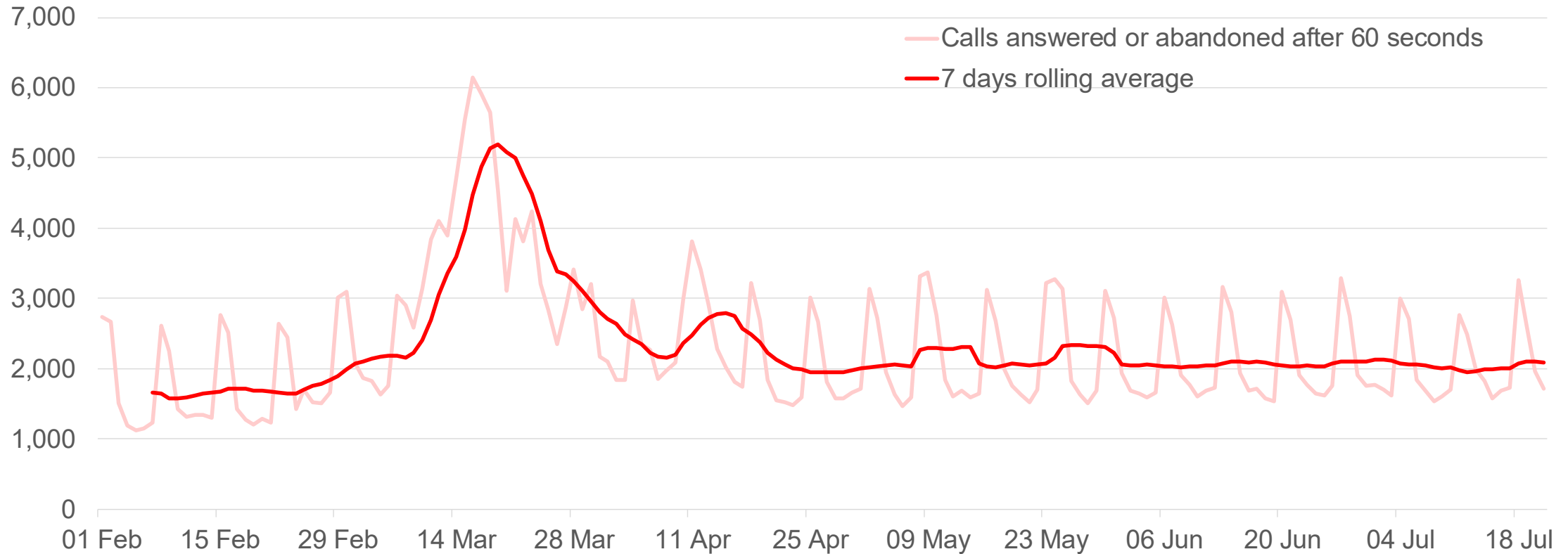


Source: Welsh Ambulance Service NHS Trust
Data as at 21/07/2020

Data sourced from management information and may differ from official statistics.

111 AND NHS DIRECT CALLS

Calls answered or abandoned after 60 seconds

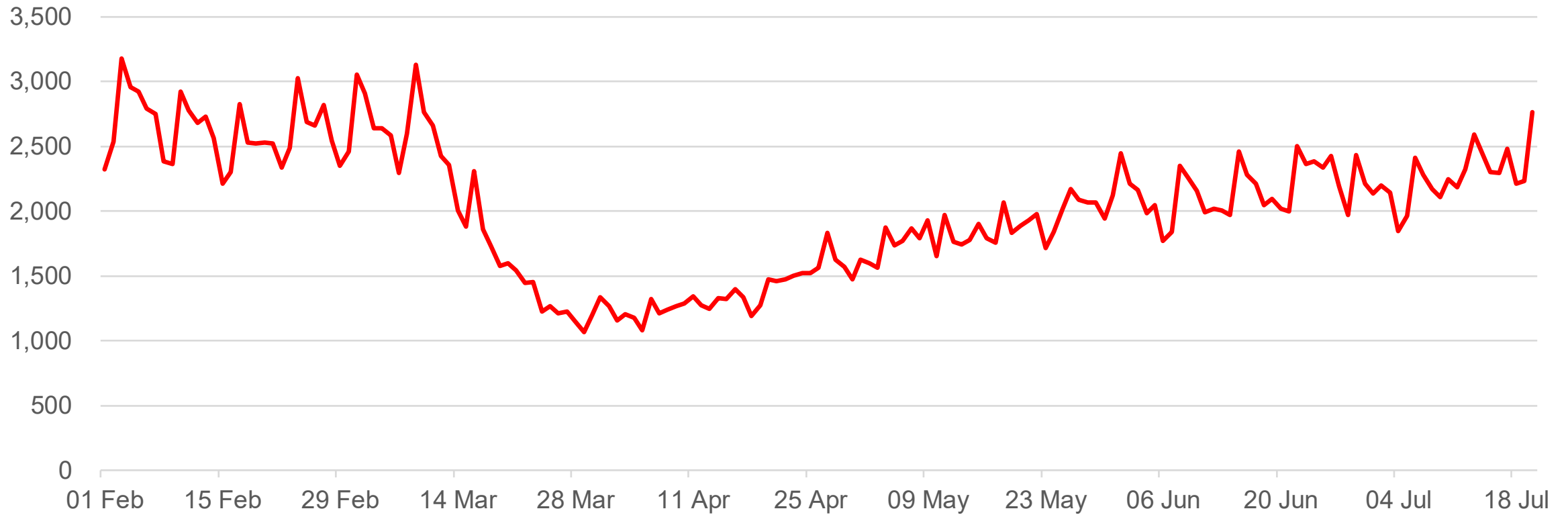


Source: Welsh Ambulance Service NHS Trust
Data as at 21/07/2020

Data sourced from management information and may differ from official statistics.

DAILY A&E ATTENDANCES

Number of daily A&E attendances

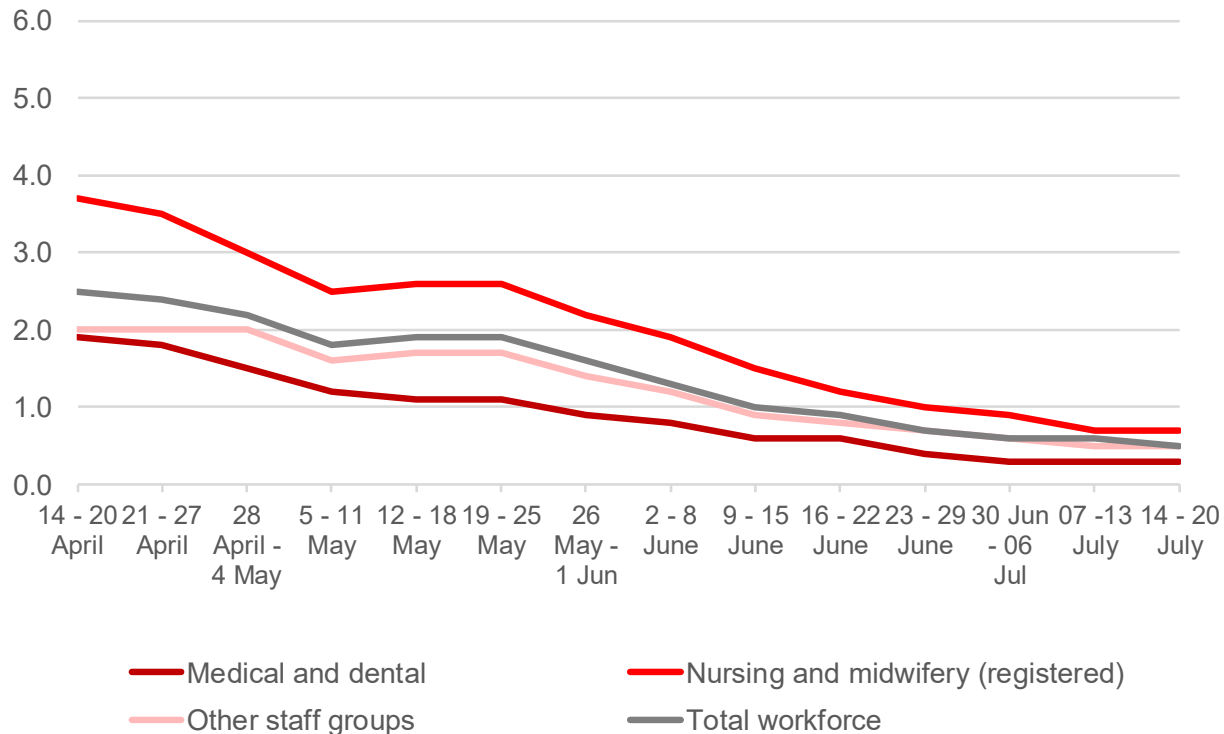


Source: NHS Wales Informatics Service
Data as at 20/07/2020

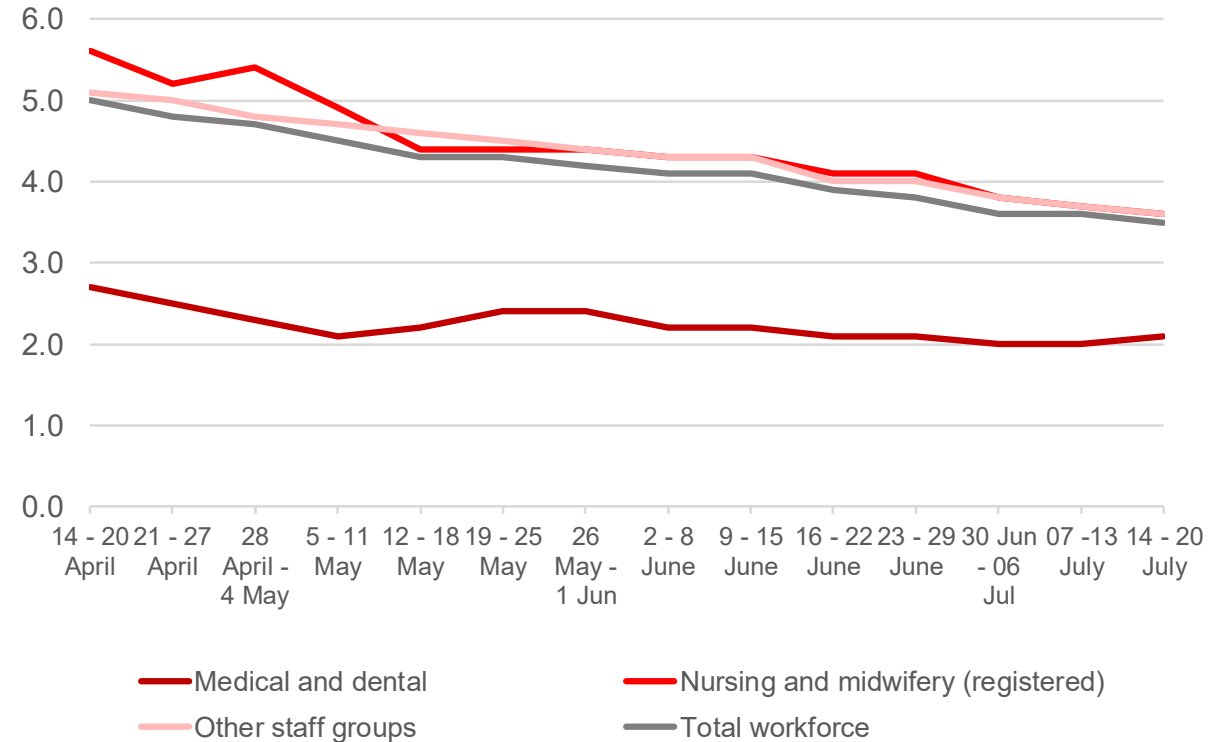
Data sourced from management information and may differ from official statistics.

WEEKLY AVERAGE PERCENTAGE OF NHS STAFF ABSENCES

The weekly average percentage of NHS Staff absent in Wales due to COVID-19



The weekly average percentage of NHS Staff self-isolating in Wales



Source: Welsh Government
Data as at: 20/07/2020

Data sourced from management information and may differ from official statistics.

NOTES

Slide	Notes
Overall	<p>From this week, we are focusing on presenting data related to NHS hospital activity and capacity only. Information on wider contextual information such as cases and deaths are still available on Public Health Wales dashboard and published by the Office for National Statistics.</p> <p>The data published here are taken from management information and are subject to change. These data have not been subject to the same validation processes undertaken for official statistics releases. However, they are provided to support transparency and understanding of NHS activity at this time. The official statistics should continue to be considered the authoritative source of data. Historic data may have been revised and therefore may not be identical to that previously published.</p>
Invasive ventilated beds; General and acute beds and Hospitalisations and admissions	<p>Includes data from acute hospitals from 23 March 2020, field hospitals from 20 April 2020 and community hospitals from 23 April 2020</p> <p>Please see the Chief Statistician's blog for more information on recovering patients. Recovering patients are COVID positive patients who had been in hospital for 14+ days with no signs and symptoms, but remain in hospital on a COVID treatment pathway, often for rehabilitation. Health boards were asked to make the change from the 26 May 2020. One health board made the change on 22 May, including the recovering COVID patients in the confirmed category until 25 May. One health board made the change on the 8 June 2020.</p> <p>From June 2020 hospitals began closing some of the additional surge capacity that was previously put in place for the COVID-19 pandemic.</p> <p>Please see the UK Government COVID-19 dashboard for information on healthcare at a UK level. Note the healthcare data presented in the UK dashboard differ from this publication. The UK dashboard includes data for acute hospitals to enable better comparability with other countries, whereas this publication includes data from acute, community and field hospitals.</p> <p>Two hospitals were previously reporting figures for mental health beds but from 11 July mental health beds are excluded from the data. A small number of mental health beds may still be included in this week's publication as we work to identify all of the mental health beds. This will result in a small over-count for non-covid19 beds.</p>
Invasive ventilated beds	<p>Invasive ventilated beds number include temporary surge capacity, and beds both in and outside a critical care environment. There are usually around 152 critical care beds in Wales. Please see the Chief Statistician's blog for more information on the terminology around invasive ventilated beds.</p> <p>COVID19 patients include suspected, confirmed and recovering COVID19 patients.</p>
General and acute beds	<p>COVID19 patients include suspected, confirmed and recovering COVID19 patients.</p> <p>Between 1 May and 22 May, one health board classified post-14 days COVID-19 patients as non-COVID-19 patients. On 22 May, these patients were re-categorised as COVID-19 patients following the guidance around reporting recovering patients.</p>
Admissions	<p>Number of patients admitted to hospital as suspected or confirmed with COVID-19</p> <p>From 29 June 2020, health boards have been asked to exclude patients admitted for elective procedures from covid-19 related admissions, because including these were inflating the number of suspected cases in hospital at the time of reporting. If patients then received a positive test result whilst in hospital, they would be included in the covid-19 patient related figures. The health boards have also been asked to not report transfers between hospitals as a separate admission and discharge.</p>

NOTES

Slide	Notes
Hospitalisations	<p>Hospitalisation for COVID19 include suspected, confirmed and recovering COVID19 patients.</p> <p>From 29 June 2020, health boards have been asked to exclude patients admitted for elective procedures from covid-19 related admissions, because including these were inflating the number of suspected cases in hospital at the time of reporting. If patients then received a positive test result whilst in hospital, they would be included in the covid-19 patient related figures. The health boards have also been asked to not report transfers between hospitals as a separate admission and discharge.</p>
Ambulance calls	<p>Number of incidents in Wales attended by WAST resources, excluding incidents in England.</p>
111 and NHS Direct calls	<p>Figures represent total calls answered or calls abandoned after 60 seconds to 111 and NHS Direct. This data also differs from the Public Health Wales Dashboard. The PHW dashboard only includes calls logged into their system for certain protocol and does not include all callers who wished to speak to an operator</p>
Daily A&E attendances	<p>Includes attendances to both major and minor hospitals. Some small minor A&E units are not able to submit daily data, therefore there is probably a small undercount in total attendance</p>
NHS staff absences	<p>These figures include data for all NHS organisations in Wales but exclude data for Swansea Bay until 20 May (as they were unable to provide data on the same basis as the other organisations until that date).</p> <p>Changes in the way the data is collected in Betsi Cadwaladr from 8 June have improved data accuracy. As a result there has been a reduction in the total number of staff reported as absent and a reduction in the number of staff whose absence is due to COVID19.</p> <p>From 22 June, Cardiff & Vale submit their NHS staff absence data once a week. This data is a snapshot of the position on a Monday. Prior to this date, they only provided data for Monday to Friday, rather than every day. Therefore, the weekly average was based on data from Monday to Friday only.</p> <p>Nursing and midwifery category includes only registered staff.</p> <p>The percentage of staff self-isolating does not necessarily reflect staff absent from work. For example, there will be staff who are able to continue working at home.</p>