

## Fire & Rescue Services' Annual Statistical Returns

### Community Fire Safety 2023-24

The Welsh Government's Statistical Directorate runs this data collection.

[Guidance Notes are included to assist in the completion of the form](#)

Dewiswch eich iaith penodol / Choose your preferred language

 ▼

#### PROVIDER DETAILS

Please select your FRS from the list provided

 ▼

Please enter the name of the main contact in relation to this return

Please enter the telephone number for this contact

Please enter the e-mail address for this contact

**Please return this spreadsheet via Objective Connect no later than 07/06/2023**

[www.secure.objectiveconnect.co.uk](http://www.secure.objectiveconnect.co.uk)

<mailto:Data.Collection@gov.wales>

[Table 1 - Number of HFSCs](#)

[Table 2 - Number of Referrals](#)

[Monitoring survey response burden](#)

[General guidance](#)



Llywodraeth Cymru  
Welsh Government

## Monitoring survey response burden

Community Fire Safety 2023-24

Please select your FRS from the list provided

[Back to home page](#)

**The Welsh Government is monitoring the burden placed on local authorities completing the data collection forms. This helps us when planning future changes to data collection forms. We would be grateful if you could assist us by completing the table below.**

Please enter the time it has taken you (and any colleagues) to prepare and send the return. A number of staff employed in different roles may have been involved. You are asked to count the hours spent by staff in each full time equivalent annual salary band indicated below. You will need to round staff salaries to the nearest £1,000. Please record your time to the nearest hour.

Please only include time spent on activities to prepare and send this return, such as:

- Retrieval and saving the empty form;
- Collection, collation, analysis and aggregation of records and figures required;
- Filling in, checking, amending, reviewing and, when completed, approving the form; and
- Sending the form back to the Welsh Government's Statistical Directorate through Objective Connect.

Grade of staff	Hours taken	V1
Band 1 (£11,500 - £19,999)		C
Band 2 (£20,000 - £26,999)		C
Band 3 (£27,000 - £33,999)		C
Band 4 (£34,000 - £53,999)		C
Band 5 (£54,000+)		C

Comments

## The Fire & Rescue Services' Annual Statistical Returns

### General guidance for completing the form

#### NAVIGATION

You will be able to move from sheet to sheet by clicking the appropriate hyperlink.

For example to go to Table 1 click the hyperlink

[Table 1](#)


For example to return to the home page click the "Back to Home Page" hyperlink

[Back to Home Page](#)

#### Required Data Items

On receiving the spreadsheet the cells requiring data items will have the following properties.

All cells requiring data will be coloured pale blue.




Some cells derive values from other data items. These cells are coloured in dark grey. You will not be able to enter data into these cells.



**If you are unable to provide any data item, please leave the cell BLANK. Do not enter text (NA or Not collected etc.) into any cell other than the comments cells. We will assume that a zero in any cell signifies a zero count for this data item.**

A white space has been provided adjacent to each row on each table for comments related to the data and in absence of data. A white space is also provided at the bottom of each sheet for general comments related to the forms.



#### Validation 1

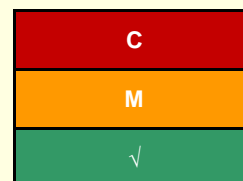
Validation 1 involves checking for common sense errors. These errors must be resolved before the spreadsheet is submitted through Objective Connect.

Data items which break a validation rule or where data has not been supplied will be coloured red.

Missing data items with a comment to explain the absence of data will be coloured orange.

Complete data entries that have met the validation rules will be coloured green.

V1



## Home Fire Safety Checks Guidance

### Table 1 - Number of HFSCs

#### 1. Completed by :-

- a. Operational station based FRS staff - where station based firefighters undertake the main element of any provision - even if some input is made by other FRS staff.
- b. Other FRS staff - where staff other than station based firefighters undertake the main element of any provision.

#### New for 2021-22

Please provide a breakdown of how the Audits were conducted, whether they have been conducted as Telephone / Virtual Checks or whether Physical Visits to the premises have been undertaken. These totals should be equal to the total number of Home Fire Safety Checks completed by Fire and Rescue Station staff or other Fire and Rescue Services Staff as shown in Rows 1 and 2 in the table.

#### 2. Total Number of Home Fire Safety Checks -

Count those completed (By telephone/virtual or in person at the premises) within the year between 01 April and 31 March, even if they were referred, requested, planned or even started before 01 April. Similarly, this total must not include any that were only started but not completed by 31 March, as these will be counted in a following year's totals of HFSCs completed. Where a HFSC has involved more than one visit, count only when the HFSC was considered to have been completed.

#### 3. ... of which had been referred to the FRS

The number of HFSCs completed (as per the first column) that arose from a referral from another organisation under formal or informal collaborative arrangements between that organisation and the FRS.

#### 4. ... of which had been requested

The number of HFSCs completed (as per the first column) that arose from a request to the FRS from e.g. the householder, neighbour, friend, family member, carer (not part of a formal referral arrangement). This would include, for example, requests to a freephone number, requests made at a stand at a show or eisteddfod.

#### 5. ... of which had been instigated by the FRS

The number of HFSCs completed (as per the first column) that arose out of the FRS's own planning, campaigns, hotspotting activity, etc.

## **6. Total HFSCs completed where one or more risk factors were known to be present**

A risk factor should be counted only where at least 1 member of the household is identified as displaying this risk. Risks may be identified as part of the referral process, as reported by the resident or as observed. Risks include :-

- Age – where at least 1 resident was 65yrs+ on the day when the HFSC was completed
- Sensory or mobility impairment
- Mental health problem or learning difficulty
- Alcohol or drug use/dependency.
- Smoking
- Single Adult present in the Household (including single parenthood)
- Domestic Violence
- Any other locally identified risk (eg rented accommodation)

Complete “1 risk factor” where only 1 of the risk factors above are known to be present, complete “2 risk factors” when only 2 of the risk factors are known to be present etc.

## **7. Total HFSCs completed that also involved completion of non-fire-related prevention activity**

Completed in accordance with the FRS's own policies and procedures. E.g. checking for trip hazards or giving advice on security. Advice on arson reduction would not be included here as it would be considered fire prevention.

## **8. Total number of HFSCs that resulted in the FRS making an onward referral to another organisation.**

Of the total in column 1, how many resulted in the FRS passing on the name and/or address to another organisation under a formal arrangement between that organisation and the FRS

### **Table 2: HFSC Referrals to the FRS**

Please provide number of HFSCs which have been referred to the FRS by the services listed below between 01 April and 31 March:

by the Police

by the NHS

by Local Authorities

by Third Sector Providers

**Table 1**

**Number of HFSCs**

	Number of HFSCs which have been completed	Number of HFSCs which have been referred to the FRS	Number of HFSCs which have been requested	Number of HFSCs which had been instigated by the FRS	Total HFSCs completed where one or more risk factors were known to be present				Total HFSCs completed that also involved completion of non-fire related prevention activity	Total number of HFSCs that resulted in the FRS making an onward referral to another organisation	V1	Comments	
					1 risk factor	2 risk factor	3 risk factor	4 or more risk factor					
2023-24	a	b	c	d	e	f	g	h	i	j	a		
1 Completed by operational station based FRS staff												C	
10 Number of completed HFSCs by Telephone/Virtual checks												C	
11 Number of completed HFSCs by physical on site visits												C	
5 Totals should equal Row 1	0	0	0	0								√	
2 Completed by other FRS staff												C	
7 Number of completed HFSCs by Telephone/Virtual checks												C	
8 Number of completed HFSCs by physical on site visits												C	
6 Totals should equal Row 2	0	0	0	0								√	
9 Overall Total	0	0	0	0	0	0	0	0	0	0	0	√	

Comments

**Table 2**

**HFSCs referrals to the FRS**

	Number of HFSCs which have been referred to the FRS	V1	Comments
--	---	----	----------

2023-24

a

1	By the Police		C	
2	By the NHS		C	
3	By Local Authorities		C	
4	By Third Sector Providers		C	
5	Total	0	√	

Comments

--