


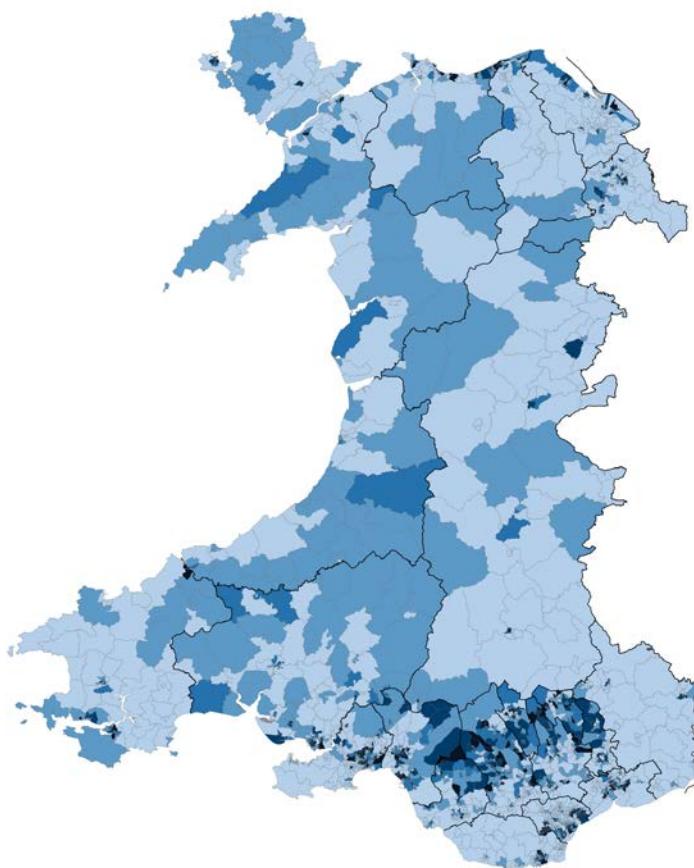
# Welsh Index of Multiple Deprivation (WIMD) 2025

The Official Measure of Deprivation for Small Areas in Wales

By Lower Level Super Out



Local Authority



1917  
Lower Super Output  
Areas in Wales  
with an  
Average Population of  
1600  
People

More Important

Income




Employment



Health



Education



Access to  
Services



Housing



Community  
Safety



Physical  
Environment



WIMD Overall Rank

1 Most Deprived Area

WIMD Ranks

Least Deprived Area

1917